

Monthly Trade Report

Apr 2026

TOTAL TRADE TOWNSVILLE AND LUCINDA PORTS

Import

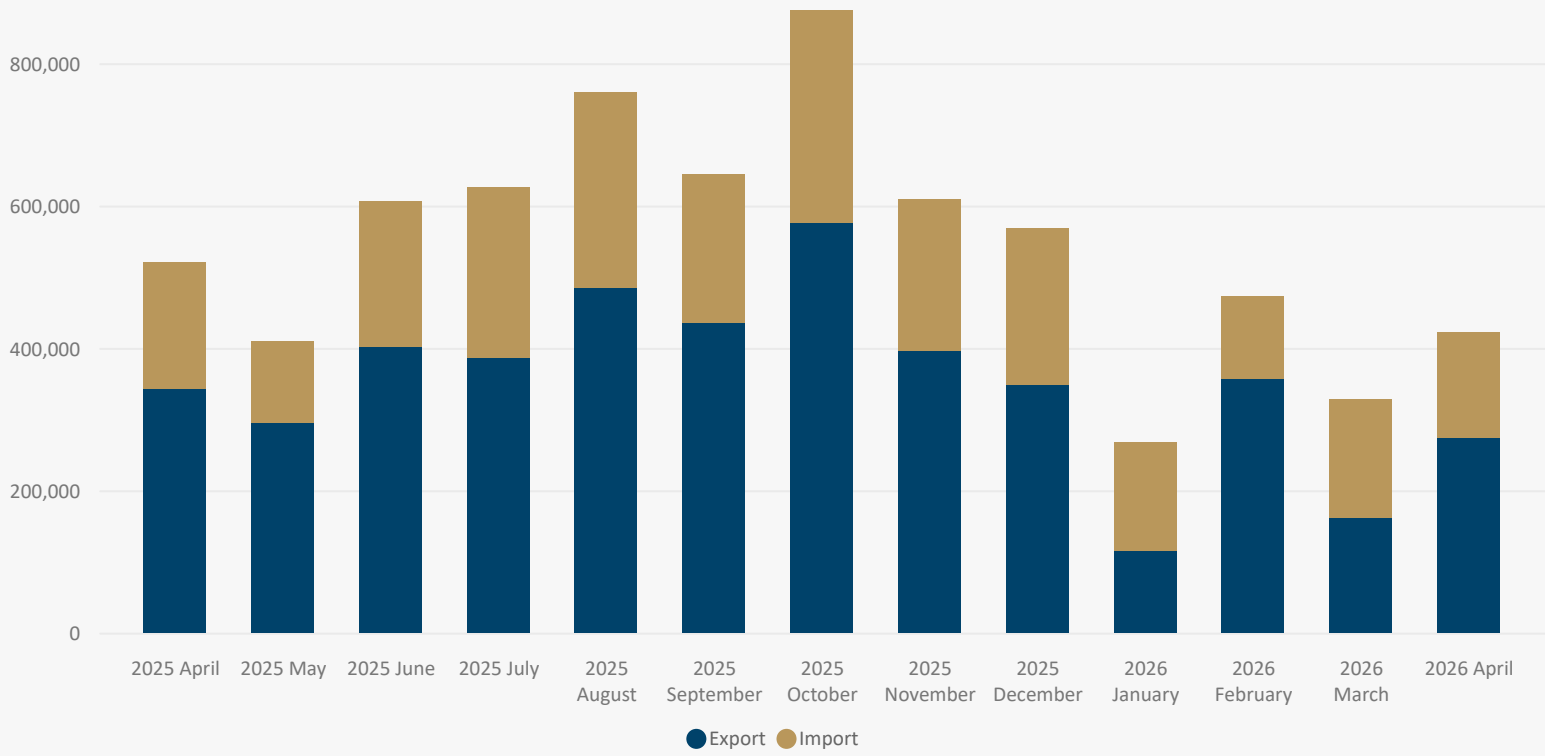
Commodity	Country of Loading/Discharge	Tonnage
Total		148,008
Petroleum Products	Total	85,197
	Malaysia	34,440
	Japan	27,615
	Korea, South	18,877
	Australia	4,265
Construction Materials	Total	20,052
	Australia	20,007
	Malaysia	23
	Indonesia	22
General Cargo	Total	13,059
	China	6,008
	Malaysia	1,727
	Thailand	1,253
	Korea, South	1,112
	Japan	959
	Singapore	602
	Indonesia	454
	Australia	260
	Papua New Guinea	227
	Vietnam	225
	Taiwan	87
	Hong Kong	58
	India	39
	France	29
	Philippines	10
	Sri Lanka	9
	Palau	1
Sulphur	Total	11,202
	Canada	11,202
Mineral Ores and Concentrate nes	Total	10,740
	Australia	10,740
Chemicals Products	Total	4,266
	China	2,434
	Korea, South	560
	Malaysia	333
	Thailand	320
	South Africa	235
	Taiwan	228
	Indonesia	100
	India	20
	Australia	19
	Japan	17
Papua New Guinea	1	
Agricultural Products	Total	2,235
	China	753
	Indonesia	492
	Vietnam	304
	Korea, South	249
	Taiwan	195
	Malaysia	122
	Australia	98
Singapore	22	
Motor Vehicles	Total	1,231
	Japan	1,146
	China	85
Sugar	Total	24
	China	24

Export

Commodity	Country of Loading/Discharge	Tonnage	
Total		273,859	
Agricultural Products	Total	33,027	
	Australia	33,027	
Chemicals Products	Total	651	
	Papua New Guinea	372	
	Singapore	278	
General Cargo	Total	34,972	
	Bangladesh	500	
	Bulgaria	51	
	China	874	
	India	188	
	Indonesia	580	
	Malaysia	354	
	New Zealand	30,159	
	Pakistan	23	
	Papua New Guinea	85	
	Philippines	18	
	Singapore	2,139	
	Livestock	Total	3,673
Indonesia		3,673	
Mineral Ores and Concentrate nes	Total	144,311	
	Australia	15,923	
	Canada	29,402	
	China	36,558	
	Japan	10,810	
	Korea, South	32,106	
	Malaysia	304	
	Pakistan	707	
	Singapore	644	
	South Africa	300	
	Taiwan	1,093	
	Thailand	349	
	United Kingdom	15,012	
	Vietnam	1,104	
	Molasses	Total	10,500
		Australia	10,500
	Motor Vehicles	Total	2
Papua New Guinea		2	
Refined Minerals and Metals	Total	17,723	
	Indonesia	4,561	
	Malaysia	5,828	
	Singapore	4,534	
	Taiwan	1,536	
	Thailand	148	
	Vietnam	1,116	
	Sugar	Total	29,000
Australia		29,000	

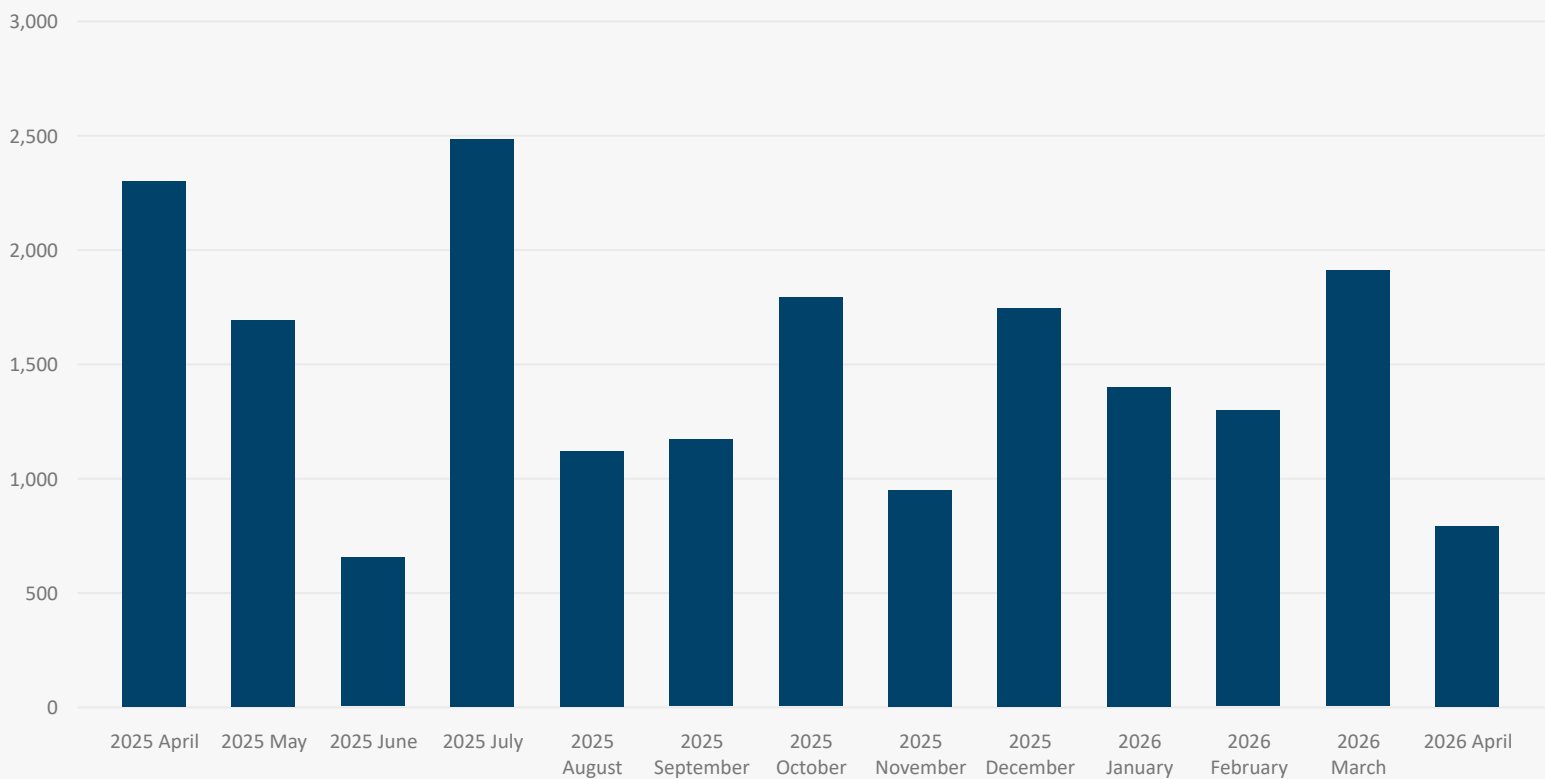
Total Trade in Tonnes

Total Trade Rolling 12 Months



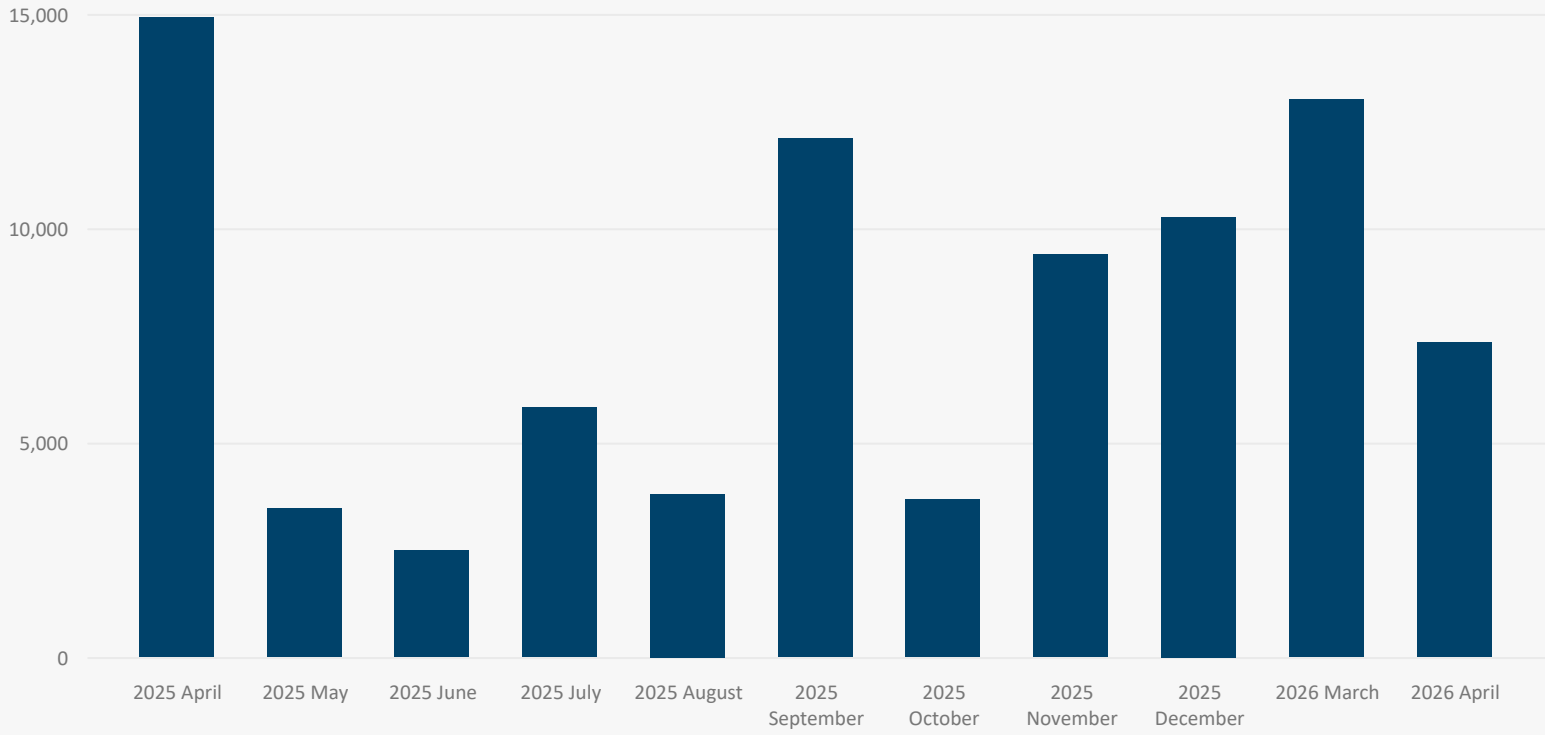
Total Vehicle Import Units

Total Vehicle Import Units Rolling 12 Months



Total Livestock Export Units

Total Livestock Export Units Rolling 12 Months



Container Trade in TEUs

Direction	Container Size	Empty	Full	Total
Export	20ft	123	667	790
	40ft	312	86	398
	Total	435	753	1,188
Import	20ft		558	558
	40ft	40	810	850
	Total	40	1,368	1,408
Total		475	2,121	2,596