

Monthly Trade Report

May 2026

TOTAL TRADE TOWNSVILLE AND LUCINDA PORTS

Import

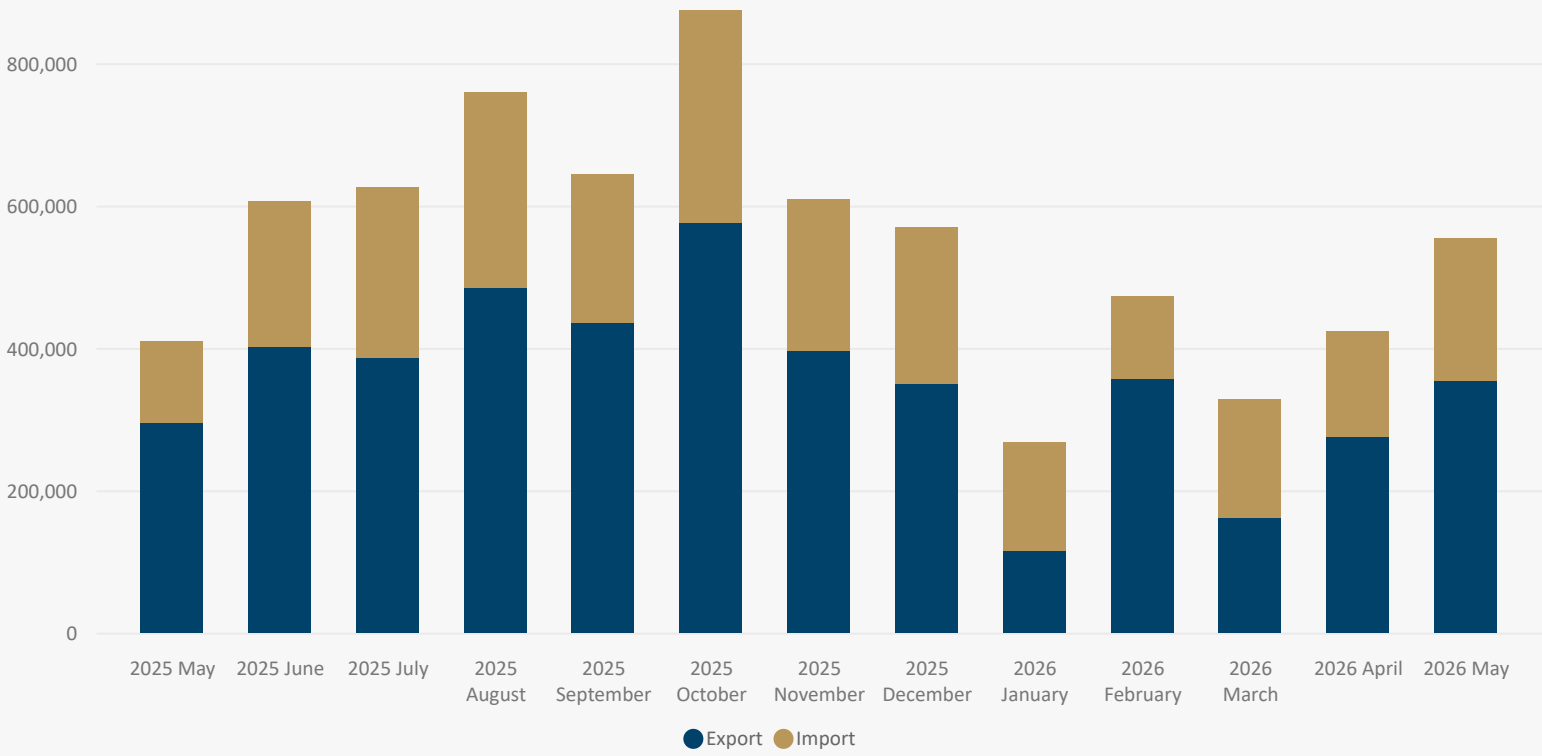
Commodity	Country of Loading/Discharge	Tonnage
Total		199,653
Petroleum Products	Total	77,581
	Korea, South	27,353
	Australia	27,153
	Malaysia	23,034
	India	40
Agricultural Products	Total	39,813
	Canada	12,877
	China	12,238
	Malaysia	7,818
	United States	5,822
	Korea, South	422
	Indonesia	381
	Thailand	144
	Singapore	71
	Japan	40
Mineral Ores and Concentrate nes	Total	35,102
	Chile	35,029
	Malaysia	73
Construction Materials	Total	25,018
	Australia	25,018
General Cargo	Total	11,519
	China	6,151
	Korea, South	1,223
	Malaysia	983
	Japan	910
	Singapore	744
	Australia	484
	Vietnam	330
	Thailand	326
	Indonesia	182
	Taiwan	81
	Bangladesh	52
	India	20
	Hong Kong	11
	Philippines	10
	Sri Lanka	9
Papua New Guinea	1	
Motor Vehicles	Total	6,130
	Thailand	4,267
	Japan	1,852
	China	10
Chemicals Products	Total	4,491
	China	2,658
	Korea, South	672
	Taiwan	656
	Thailand	226
	Indonesia	176
	Malaysia	66
	Singapore	36
	Papua New Guinea	0

Export

Commodity	Country of Loading/Discharge	Tonnage
Total		354,352
Agricultural Products	Total	90,000
	India	45,000
	Indonesia	45,000
Chemicals Products	Total	122
	Singapore	122
General Cargo	Total	18,430
	Bangladesh	12,030
	China	1,211
	Indonesia	72
	Korea, South	139
	Nauru	55
	Pakistan	23
	Papua New Guinea	72
	Philippines	236
	Singapore	2,088
United States	2,250	
Vietnam	255	
Livestock	Total	1,717
	Philippines	1,717
Mineral Ores and Concentrate nes	Total	113,494
	Australia	25,500
	Canada	28,516
	China	41,480
	Hong Kong	198
	Indonesia	700
	Korea, South	14,341
	Pakistan	223
	Philippines	50
	Singapore	24
	South Africa	404
	Taiwan	946
	Thailand	149
Vietnam	962	
Molasses	Total	8,500
	New Zealand	8,500
Refined Minerals and Metals	Total	13,090
	China	1,892
	Indonesia	2,212
	Malaysia	5,003
	Singapore	1,912
	Taiwan	696
	Thailand	991
	Vietnam	383
Sugar	Total	109,000
	Indonesia	109,000

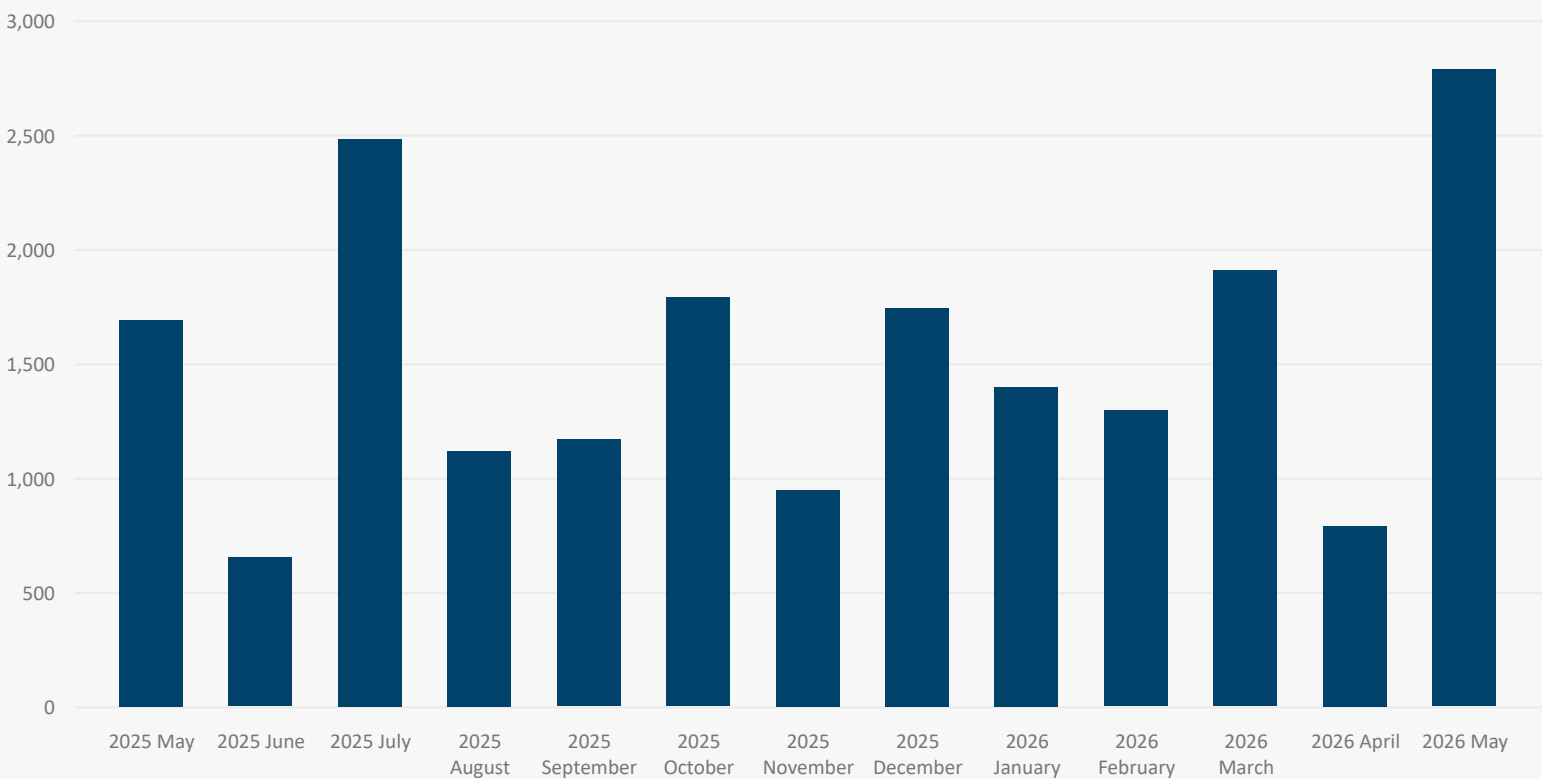
Total Trade in Tonnes

Total Trade Rolling 12 Months



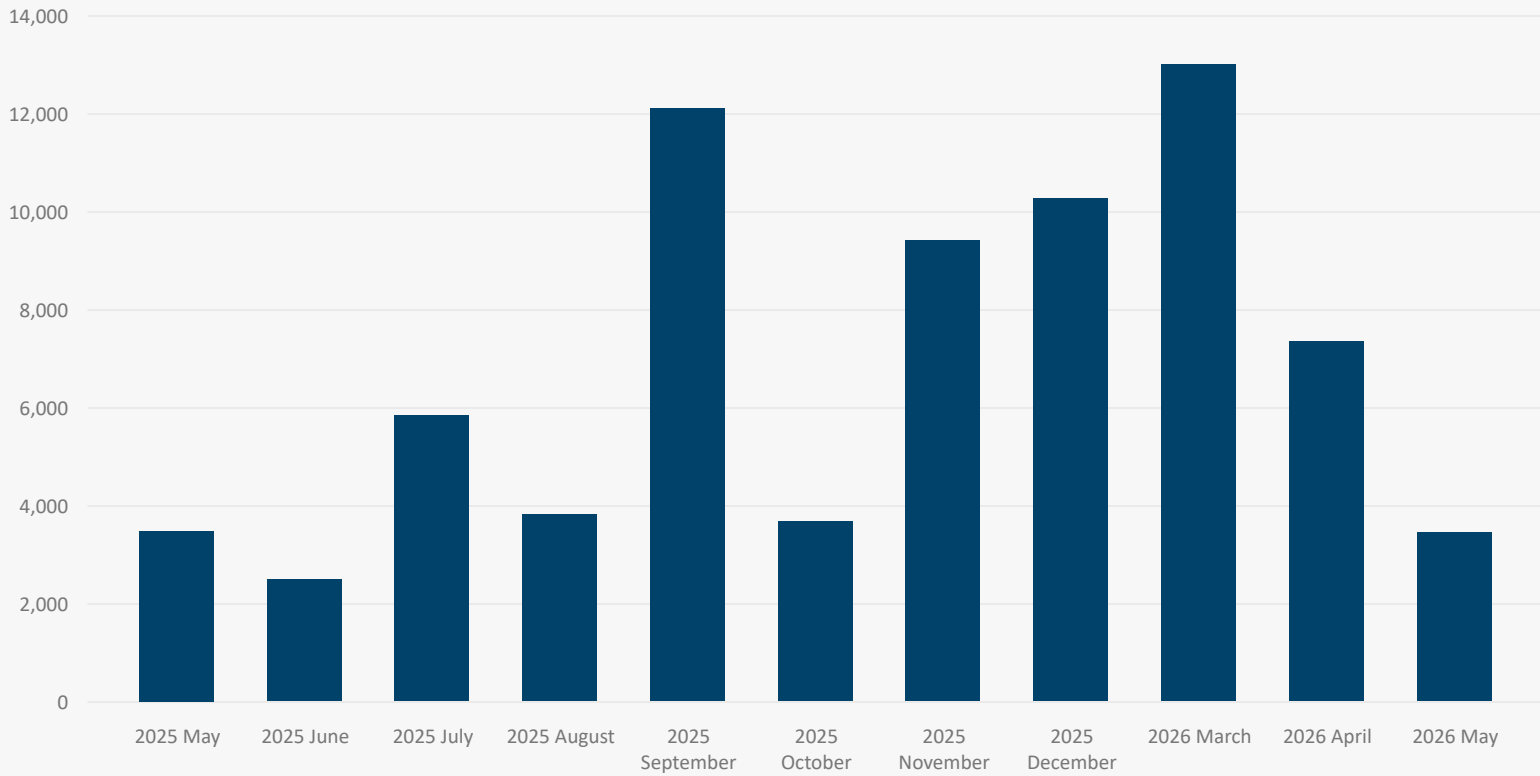
Total Vehicle Import Units

Total Vehicle Import Units Rolling 12 Months



Total Livestock Export Units

Total Livestock Export Units Rolling 12 Months



Container Trade in TEUs

Direction	Container Size	Empty	Full	Total
Export	20ft	66	1,219	1,285
	40ft	720	68	788
	Total	786	1,287	2,073
Import	20ft	198	722	920
	40ft	26	834	860
	Total	224	1,556	1,780
Total		1,010	2,843	3,853