

Monthly Trade Report

Mar 2026

TOTAL TRADE TOWNSVILLE AND LUCINDA PORTS

Import

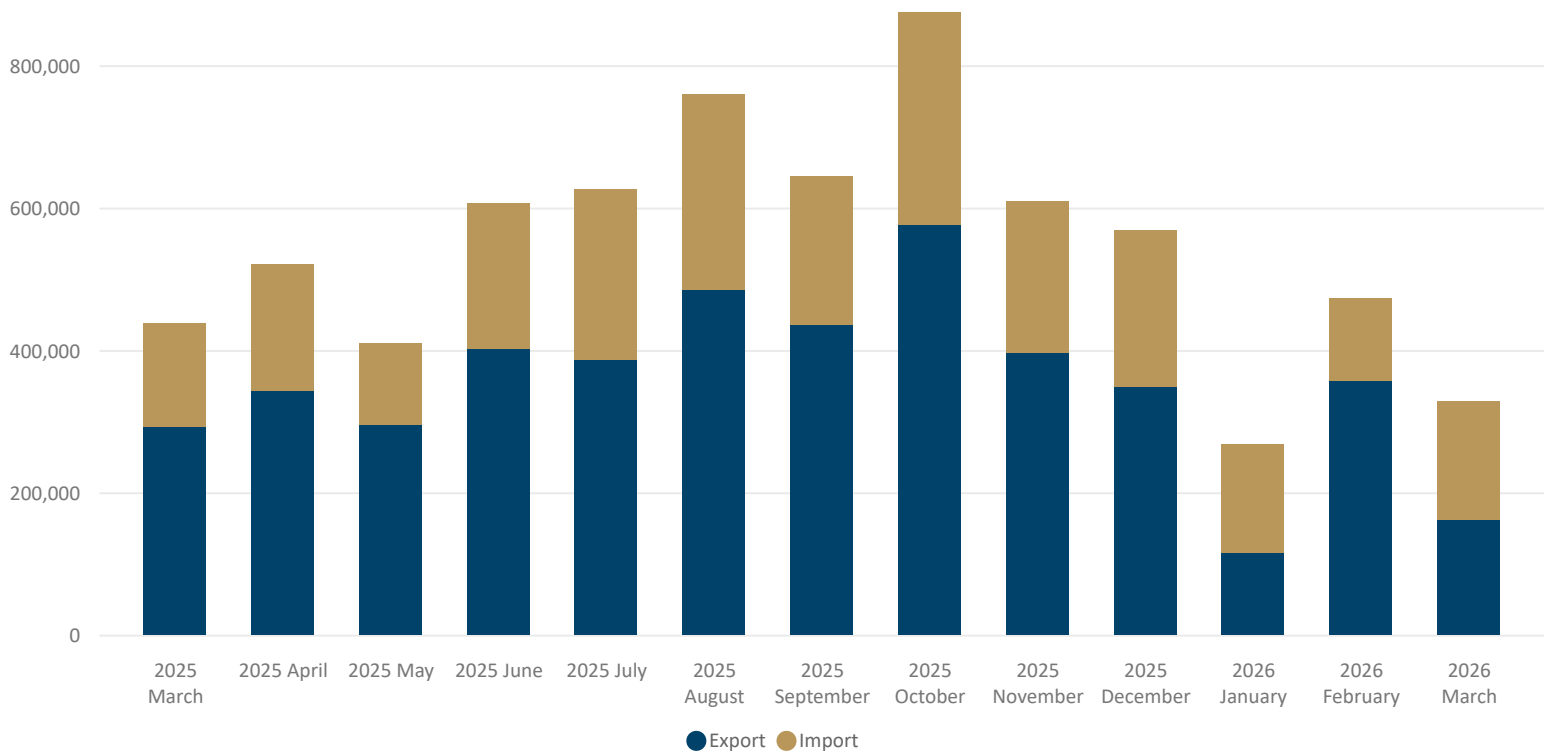
Commodity	Country of Loading/Discharge	Tonnage
Total		166,405
Petroleum Products	Total	56,405
	Australia	18,487
	Singapore	13,443
	Malaysia	11,723
	Korea, South	6,754
Mineral Ores and Concentrate nes	Total	50,429
	Chile	35,058
	Australia	15,371
	Total	22,010
	Australia	22,010
Construction Materials	Total	13,805
	China	6,997
	Vietnam	2,320
	Thailand	1,377
	Japan	942
	France	558
	Singapore	422
	Korea, South	385
	Taiwan	239
	Australia	206
	Indonesia	96
	Malaysia	83
	Papua New Guinea	80
	India	77
	Turkey	23
Sulphur	Total	13,012
	Canada	12,987
	Qatar	25
Agricultural Products	Total	4,223
	Malaysia	3,026
	China	580
	Indonesia	320
	Taiwan	151
	Korea, South	61
	Singapore	61
	France	24
Motor Vehicles	Total	3,650
	Thailand	1,869
	Japan	1,756
	China	26
Chemicals Products	Total	2,871
	China	1,785
	Indonesia	447
	Korea, South	418
	Taiwan	174
	Thailand	24
	Malaysia	21

Export

Commodity	Country of Loading/Discharge	Tonnage	
Total		161,761	
Agricultural Products	Total	26,708	
	Australia	26,708	
Chemicals Products	Total	10,939	
	Australia	10,501	
	Papua New Guinea	438	
General Cargo	Total	16,777	
	Bangladesh	747	
	China	632	
	India	550	
	Indonesia	899	
	Italy	25	
	Korea, South	456	
	Malaysia	109	
	Papua New Guinea	5	
	Philippines	24	
	Singapore	1,161	
	Vietnam	12,169	
	Livestock	Total	6,498
		Indonesia	6,498
Mineral Ores and Concentrate nes	Total	13,708	
	Indonesia	403	
	Korea, South	10,934	
	Malaysia	395	
	Pakistan	608	
	South Africa	401	
	Taiwan	598	
	Thailand	200	
	Vietnam	170	
	Molasses	Total	17,000
Australia		8,500	
New Zealand		8,500	
Motor Vehicles	Total	32	
	Papua New Guinea	32	
Refined Minerals and Metals	Total	26,700	
	China	150	
	Indonesia	3,330	
	Malaysia	3,874	
	Singapore	1,064	
	Taiwan	657	
	Thailand	422	
	United Kingdom	16,954	
	Vietnam	248	
	Sugar	Total	43,400
Japan		23,000	
United Kingdom		20,400	

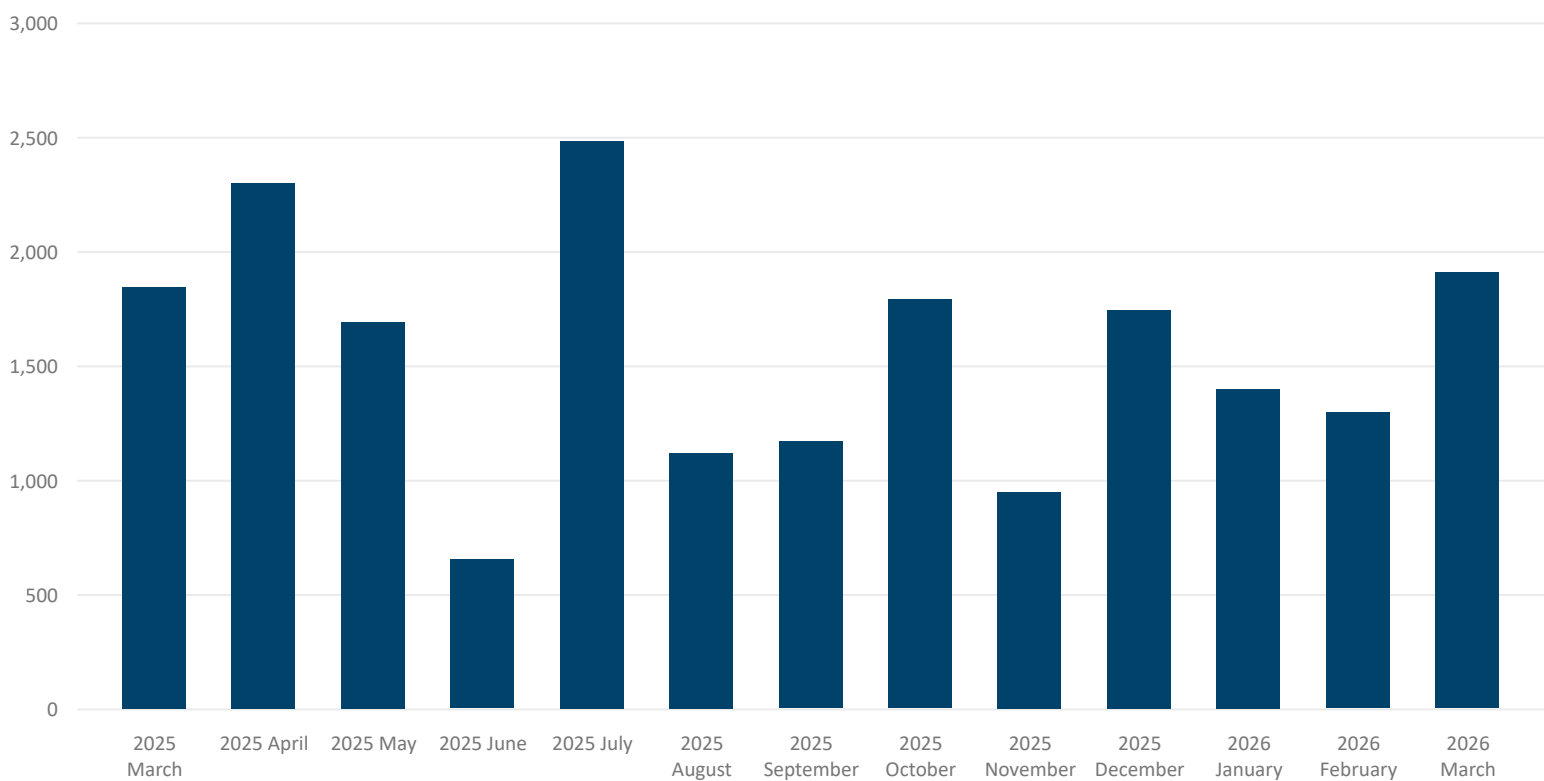
Total Trade in Tonnes

Total Trade Rolling 12 Months



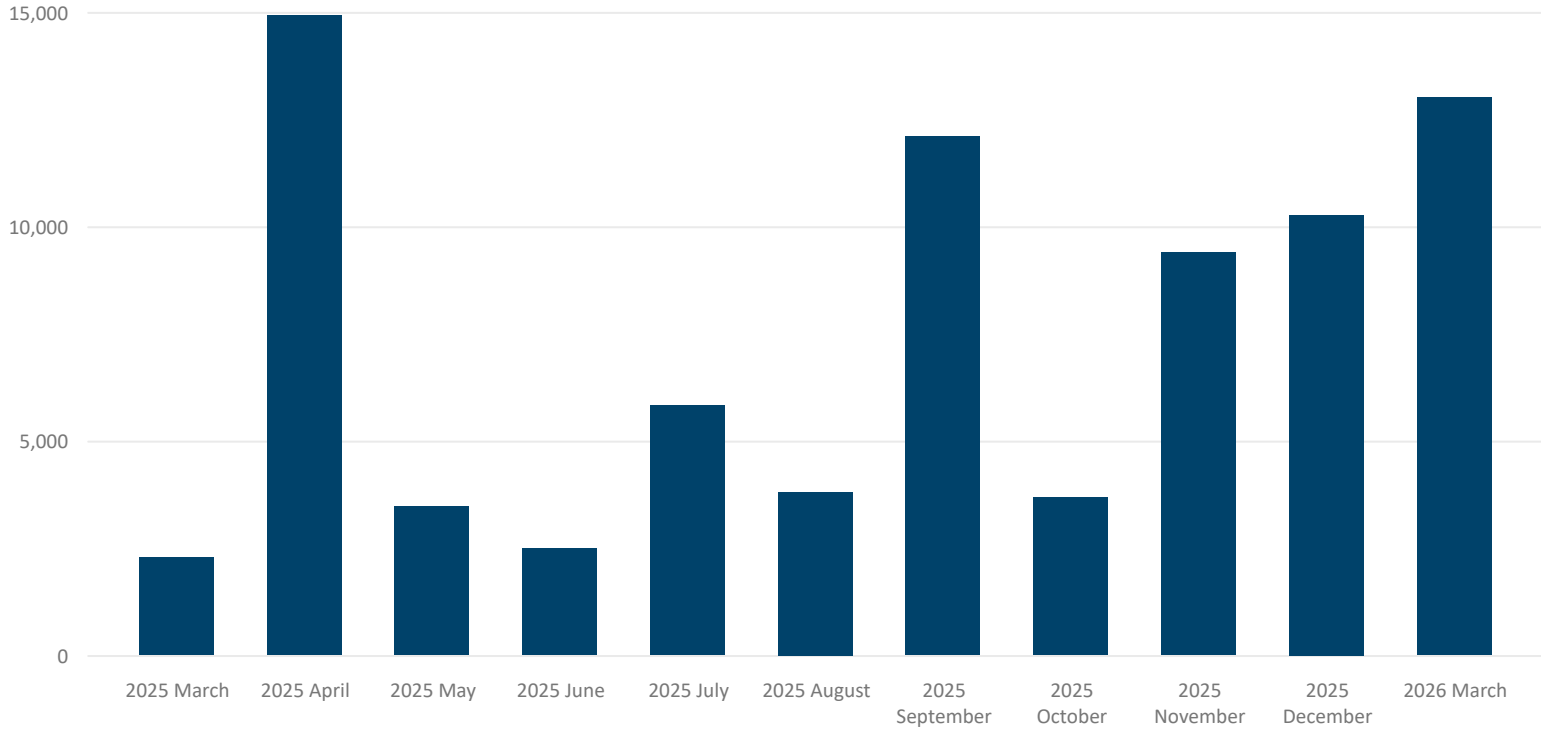
Total Vehicle Import Units

Total Vehicle Import Units Rolling 12 Months



Total Livestock Export Units

Total Livestock Export Units Rolling 12 Months



Container Trade in TEUs

Direction	Container Size	Empty	Full	Total
Export	20ft	185	920	1,105
	40ft	550	134	684
	Total	735	1,054	1,789
Import	20ft	427	592	1,019
	40ft	2	722	724
	Total	429	1,314	1,743
Total		1,164	2,368	3,532