

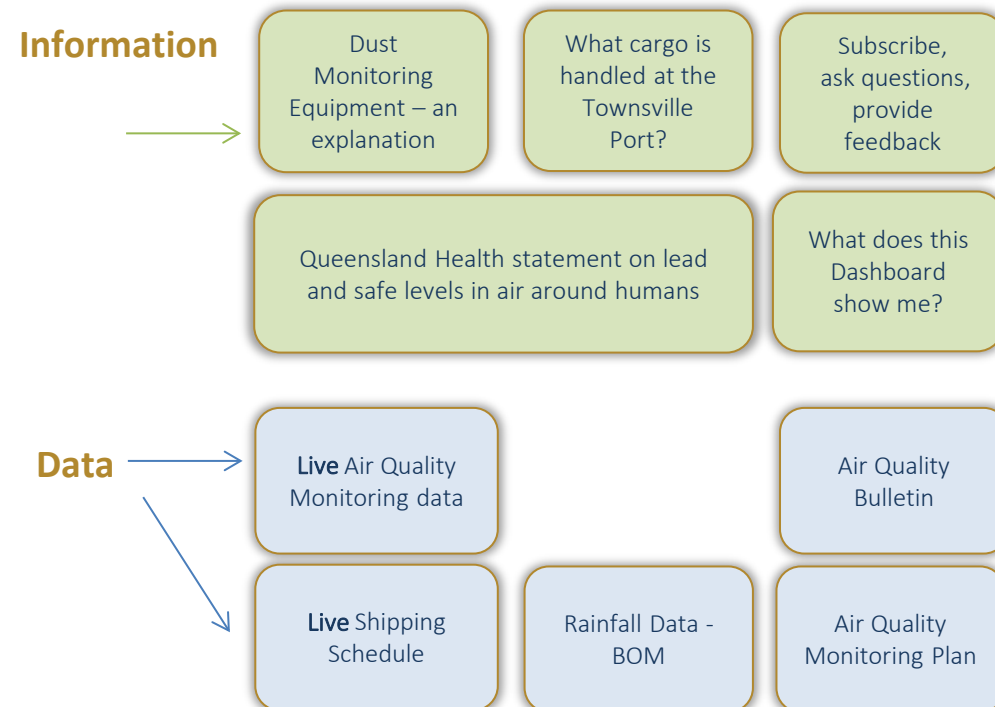
Air Quality Dashboard | April | 2026

AIR QUALITY MONITORING IN TOWNSVILLE

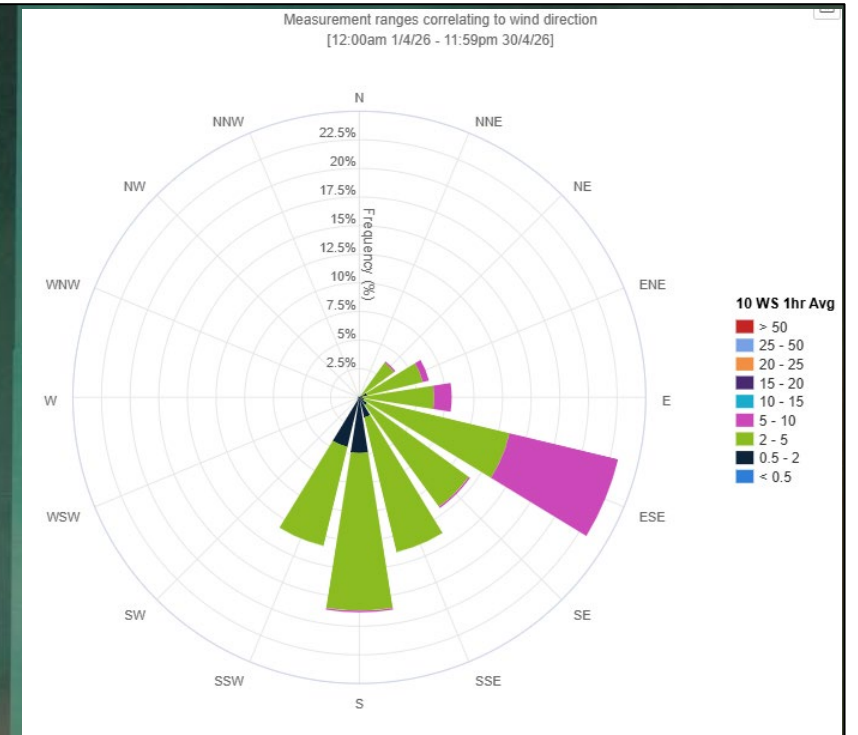
Air Quality Monitoring in Townsville is conducted separately by both the Department of Environment, Tourism, Science and Innovation (DETSI), and Port of Townsville Limited.

Click here to visit the Port of Townsville's monitoring network

Click here to visit DETSI monitoring network



Air Quality Monitoring Locations



Shipping Movements in April 2026

[Click here](#) to return to Main Page

Date In/Out	Vessel Name	Cargo	Berth
30 Mar 2026 - 02 Apr 2026	SUN TRADER	ZINC CONCENTRATES (IMPORT)	3 STH
31 Mar 2026 - 03 Apr 2026	RUDDY	ZINC CONCENTRATES (EXPORT)	8
02 Apr 2026 - 03 Apr 2026	KYOWA ORCHID	TYRES (IMPORT)	3 NTH
04 Apr 2026 - 04 Apr 2026	HORIZON HIGHWAY	MOTOR VEHICLES (IMPORT)	10
04 Apr 2026 - 06 Apr 2026	BUNUN YOUTH	CONCENTRATES (EXPORT)	3 STH
04 Apr 2026 - 04 Apr 2026	ANL MOUNT WILHELM	CONTAINERS (IMPORT) CONTAINERS (EXPORT)	4
04 Apr 2026 - 05 Apr 2026	HORIZON HIGHWAY	MOTOR VEHICLES (IMPORT)	4
05 Apr 2026 - 05 Apr 2026	VIKING ORION		10
07 Apr 2026 - 07 Apr 2026	RIVIERA		10
07 Apr 2026 - 11 Apr 2026	PACIFIC FORTITUDE	CONCENTRATES (IMPORT)	10
08 Apr 2026 - 10 Apr 2026	RABAUL CHIEF	CONTAINERS (IMPORT) CONTAINERS (EXPORT)	4
08 Apr 2026 - 11 Apr 2026	UNITY LIGHT	FERTILIZER (EXPORT)	8
08 Apr 2026 - 09 Apr 2026	GOLDEN WAVE	MOLASSES (EXPORT)	9
09 Apr 2026 - 10 Apr 2026	BRAHMAN EXPRESS	CATTLE (EXPORT)	3 NTH
10 Apr 2026 - 12 Apr 2026	ANL KOKODA	CONTAINERS (IMPORT) CONTAINERS (EXPORT)	4
11 Apr 2026 - 12 Apr 2026	BUNUN YOUTH	CONCENTRATES (EXPORT)	3 STH
13 Apr 2026 - 14 Apr 2026	CELANDINE	CONTAINERS (IMPORT)	4
14 Apr 2026 - 14 Apr 2026	VISTA		10
14 Apr 2026 - 16 Apr 2026	KONDILI	CEMENT (IMPORT)	4
14 Apr 2026 - 16 Apr 2026	HIGH MARINER	FUELS (IMPORT)	1
14 Apr 2026 - 16 Apr 2026	DEPENDABLE		9
15 Apr 2026 - 15 Apr 2026	SARA LEADER	MOTOR VEHICLES (IMPORT)	10
15 Apr 2026 - 18 Apr 2026	KASHING	LEAD INGOTS (EXPORT)	3 STH
15 Apr 2026 - 17 Apr 2026	THERESA MICRONESIA	MOLASSES (EXPORT)	8
16 Apr 2026 - 17 Apr 2026	KIAN	CONCENTRATES (EXPORT)	11
16 Apr 2026 - 17 Apr 2026	STI MAGISTER	FUELS (IMPORT)	1
18 Apr 2026 - 18 Apr 2026	GREYMAN EXPRESS	CATTLE (EXPORT)	4
18 Apr 2026 - 19 Apr 2026	LEO ASPHALT II	BITUMEN (IMPORT)	4
20 Apr 2026 - 22 Apr 2026	TOMINI LEVANT	CONCENTRATES (EXPORT)	10
22 Apr 2026 - 23 Apr 2026	KOTA GABUNG	CONTAINERS (IMPORT)	4
23 Apr 2026 - 24 Apr 2026	SE KELLY	SUGAR (EXPORT)	9
23 Apr 2026 - 27 Apr 2026	CRYSTAL PALACE	FERTILIZER (EXPORT)	8
23 Apr 2026 - 27 Apr 2026	ADF		10
24 Apr 2026 - 28 Apr 2026	AFRICAN ROLLER	CONCENTRATES (EXPORT)	3 STH

Date In/Out	Vessel Name	Cargo	Berth
25 Apr 2026 - 25 Apr 2026	GRAND WINNER 1	FUELS (IMPORT)	1
26 Apr 2026 - 27 Apr 2026	GRAND WINNER 5	FUELS (IMPORT)	1
26 Apr 2026 - 29 Apr 2026	AFRICAN LOGRUNNER	SULPHUR (IMPORT)	9
28 Apr 2026 - 28 Apr 2026	GOLDEN ASPIRANT	FUELS (IMPORT)	1
28 Apr 2026 - 29 Apr 2026	AFRICAN ROLLER	CONCENTRATES (EXPORT)	11
29 Apr 2026 - 30 Apr 2026	FPMC 26	FUELS (IMPORT)	1



First established in 1864, the Port of Townsville operates eight berths handles around \$8 billion in trade; servicing more than 136 ports around the globe.

In 2020-21, the Port of Townsville delivered strong financial results and continued to roll-out major infrastructure investments despite the impacts of the ongoing global pandemic, COVID-19. In a year where supply chains across the world have been tested, a total of 7.7 million tonnes of freight passed over our wharves, which was a 6.3 per cent decrease on last year. With a focus on cost management, the Port also reported a \$14.33 million net profit for 2020/21, see the Annual Report.

The role of mining, resources and agricultural industries have never been more significant with our growth primarily driven by exports of mineral concentrates (down 8.14%), fertiliser (up 9.7%) and livestock (down 6%). Townsville is the number one port in Australia for copper, zinc, lead and sugar exports and services 75% of the Northern Australia population. More than 20 shipping lines operate out of the Townsville Port offering more than 40 different services. Townsville is also a strategic Navy port and facilitates cruise ship visits.

Commodities/cargo that passes over the Townsville Port's berths include:

Imports

Containers and general cargo, motor vehicles, tyres, bulk products - cement, sulphuric acid, fertiliser, sulphur, zinc concentrate and petroleum (fuel) products.

Exports

General cargo, containers, timber, cattle, tallow, refined metal products, bulk products - sugar, molasses, fertiliser and mineral concentrates (zinc, copper, lead).

Port of Townsville Overview

Subscribe to Dashboard Updates

Visit our website and subscribe here www.townsville-port.com.au/community/

OR

Visit the [Port of Townsville Facebook page](#) and click on “Sign up” at the top of the page.

OR

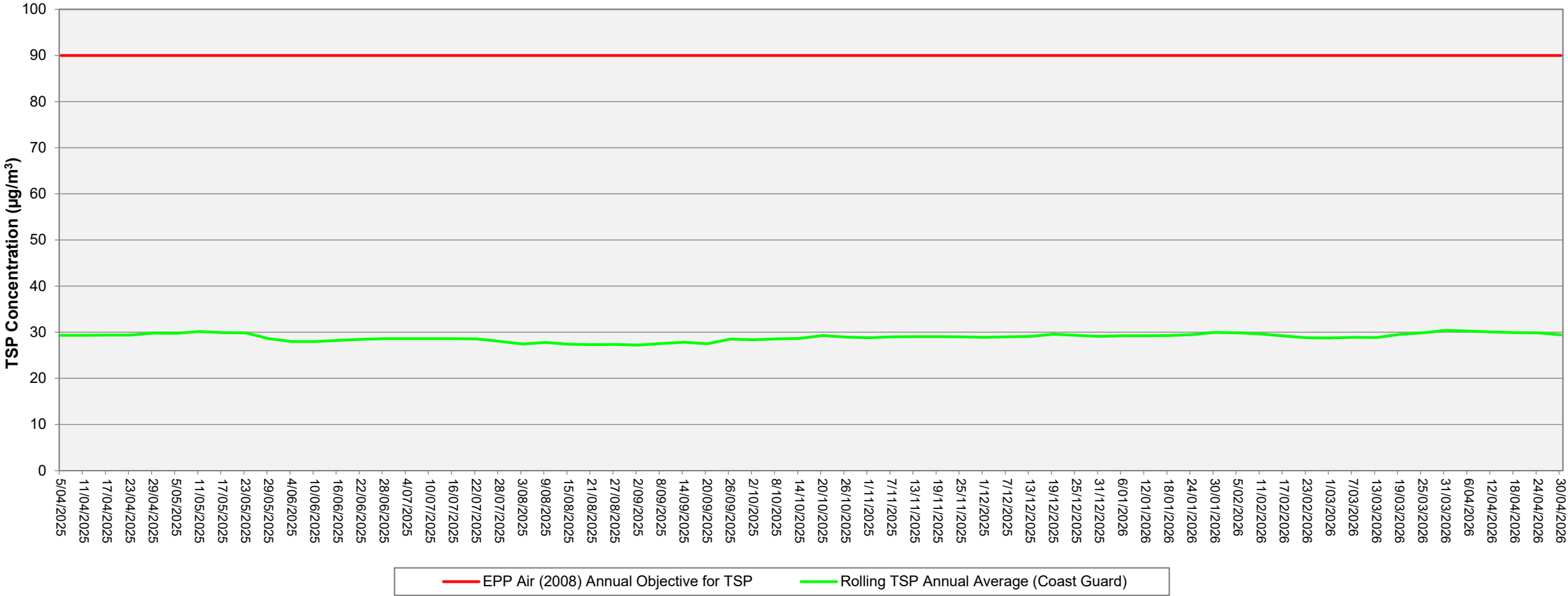
Phone 07 4781 1500 and asked to be added to the list.

Ask a Question / Provide Feedback

Send your enquiry or feedback to community@townsvilleport.com.au

[Click here](#) for information on how to interpret this data

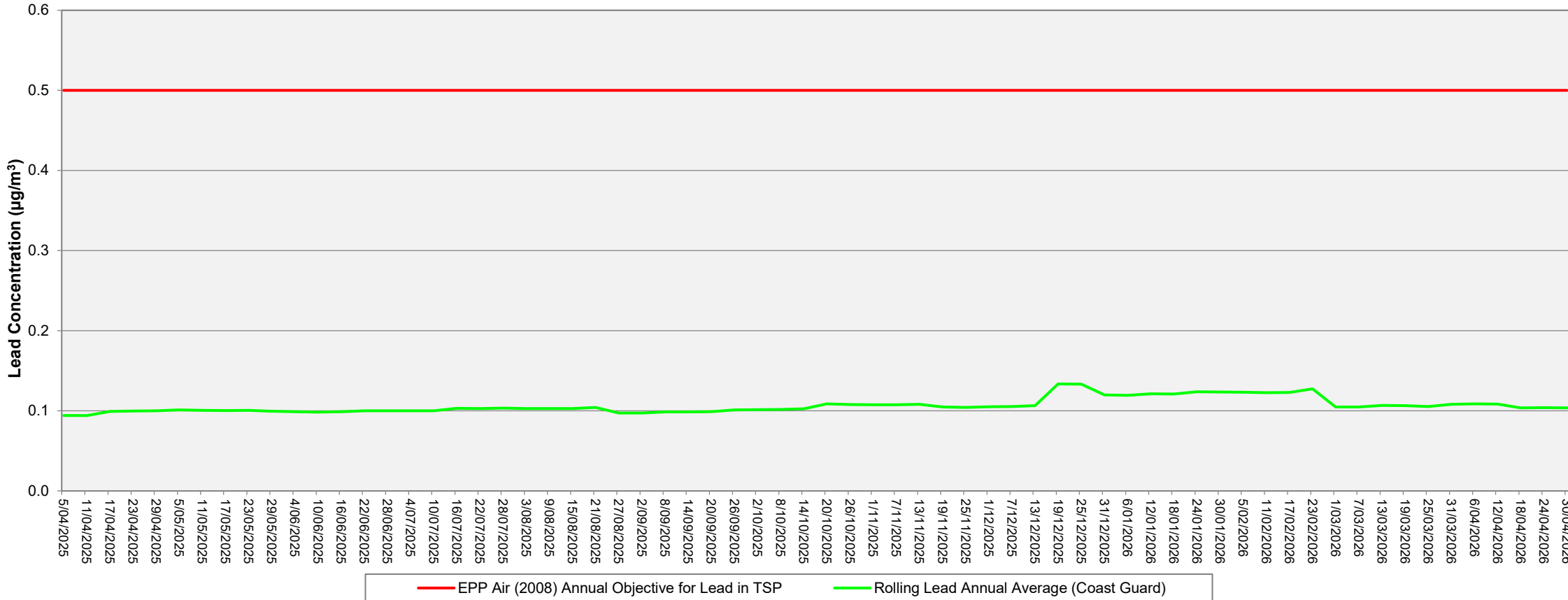
Hi-Volume Sampler – General total dust levels (one in six days) at Coast Guard Site April 2025 – April 2026



Note: TSP Concentration units = micrograms per cubic metre per 24-hour period
Rolling annual average = the moving average of the previous 11 results and the current result

[Click here](#) for information on how to interpret this data

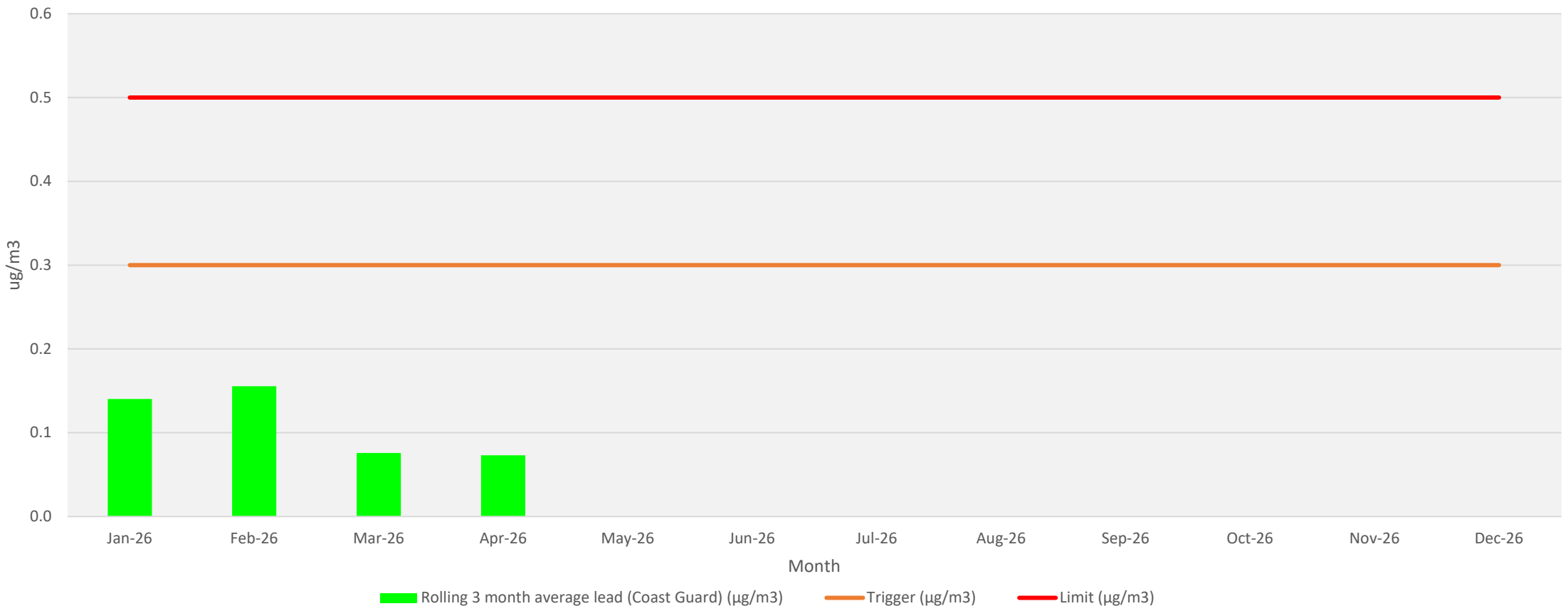
Hi-Volume Sampler – Lead in dust levels (one in six days) at Coast Guard Site April 2025 – April 2026



Note: Lead Concentration units = micrograms per cubic metre per 24-hour period
Rolling annual average = the moving average of the previous 11 results and the current result

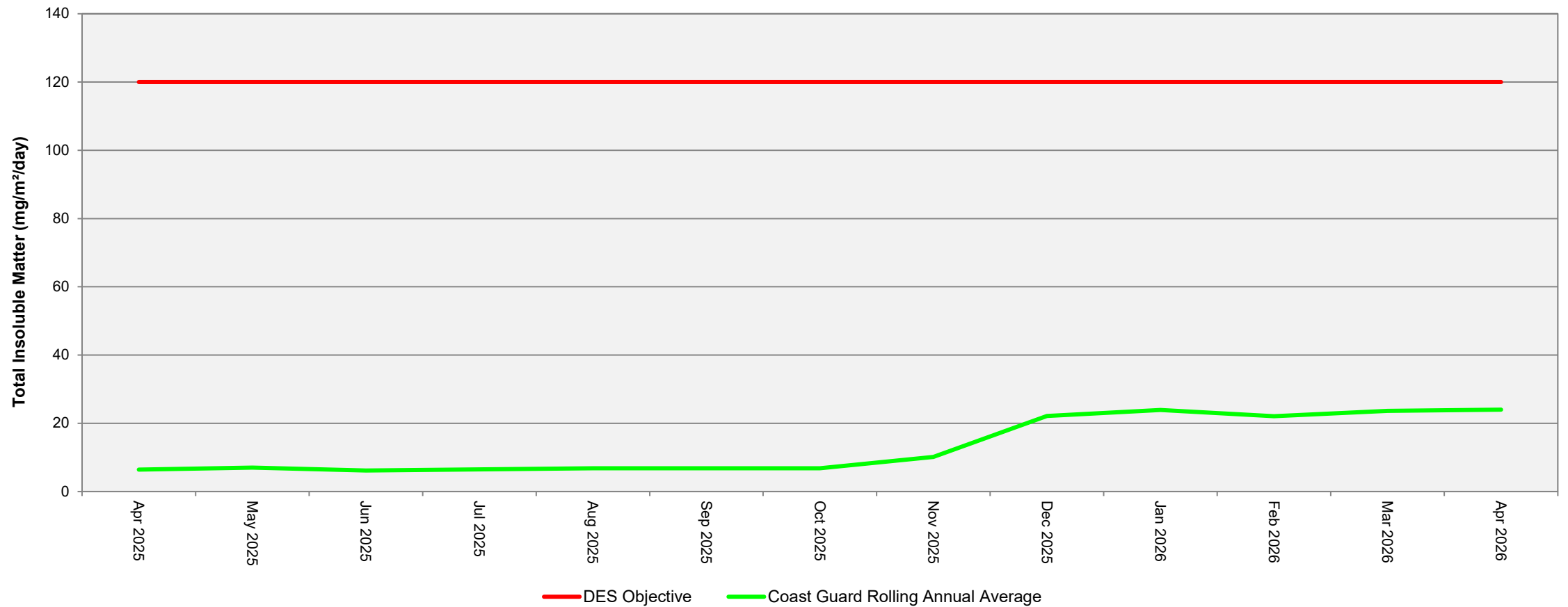
[Click here](#) for information on how to interpret this data

Hi-Volume Sampler - Lead in dust levels (one in six days) at Coast Guard Site 2026



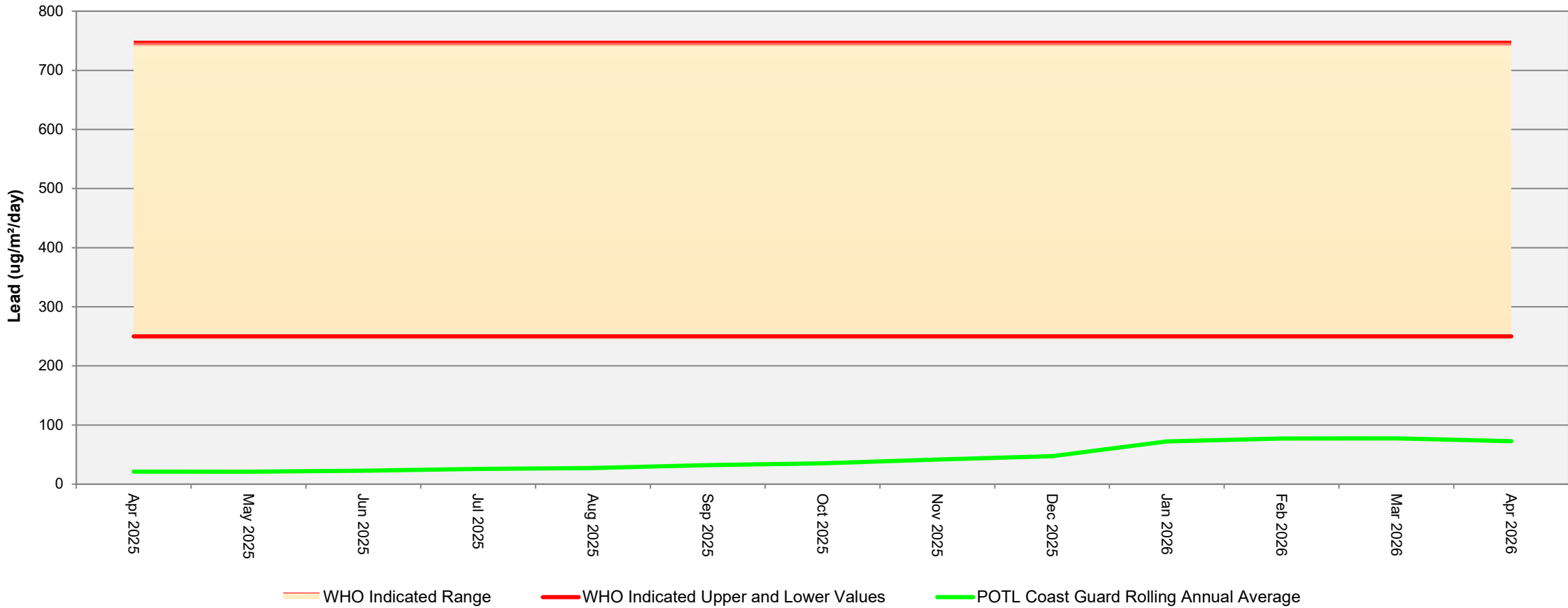
Note: Rolling 3-month average = the moving average of the previous 2 months and the current month result

Dust Deposition Gauge – General dust deposition levels (monthly) at Coast Guard Site April 2025 – April 2026



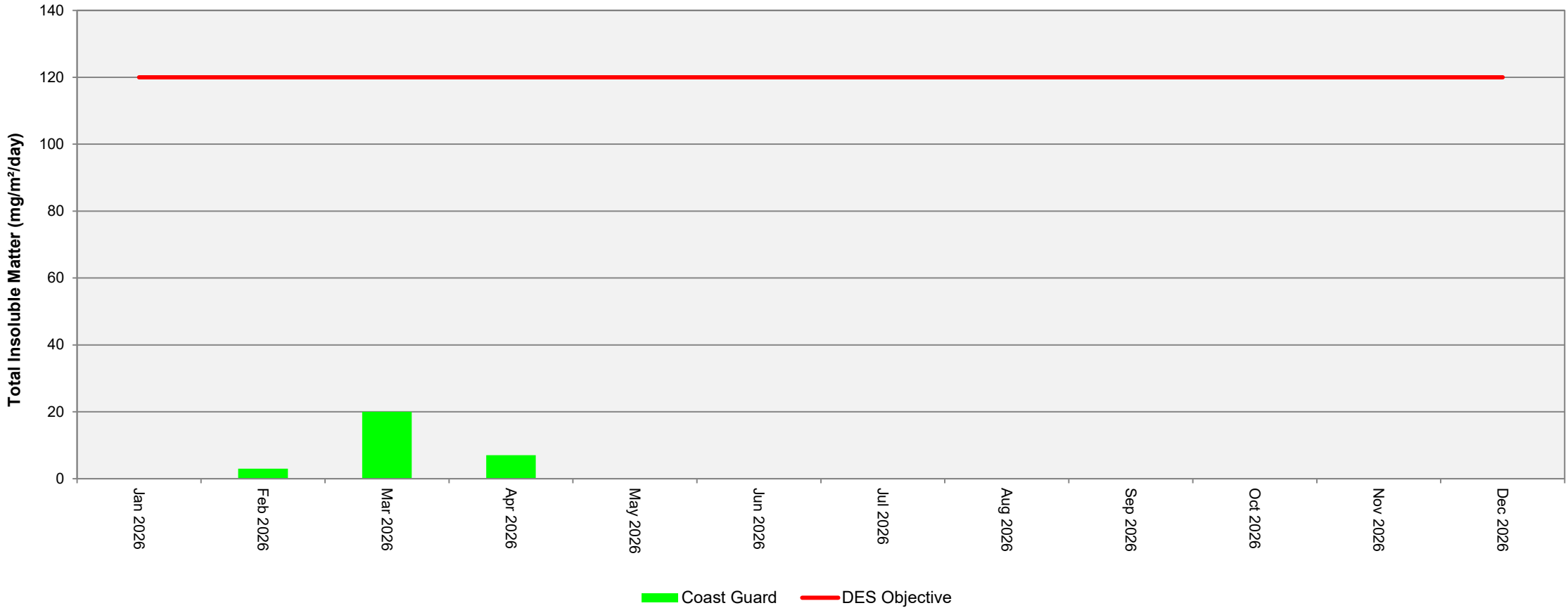
Note: Total Insoluble Matter Concentration units = micrograms per square metre per day
Rolling annual average = the moving average of the previous 11 results and the current result

Dust Deposition Gauge – Lead in dust deposition levels (monthly) at Coast Guard Site April 2025 – April 2026



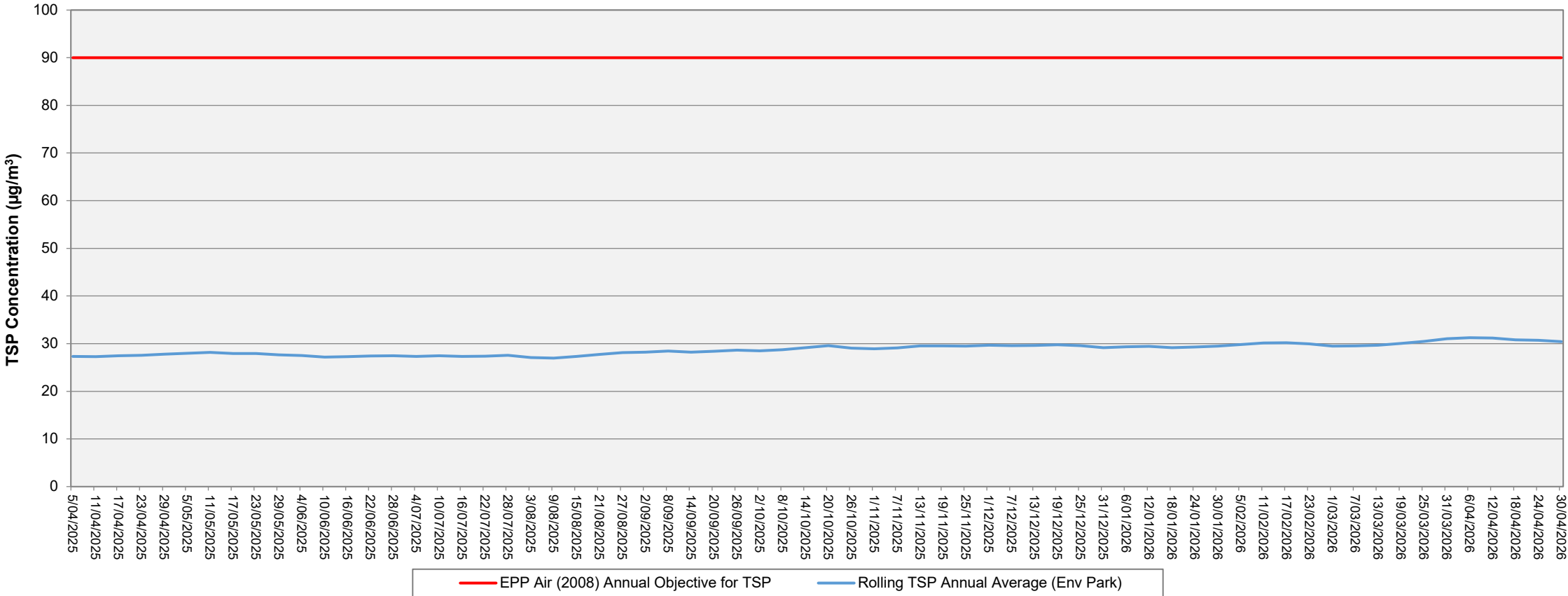
Note: Lead Concentration units = micrograms per square metre per day
Rolling annual average = the moving average of the previous 11 results and the current result.

Dust Deposition Gauge – General dust deposition levels (monthly) at Coast Guard Site 2026



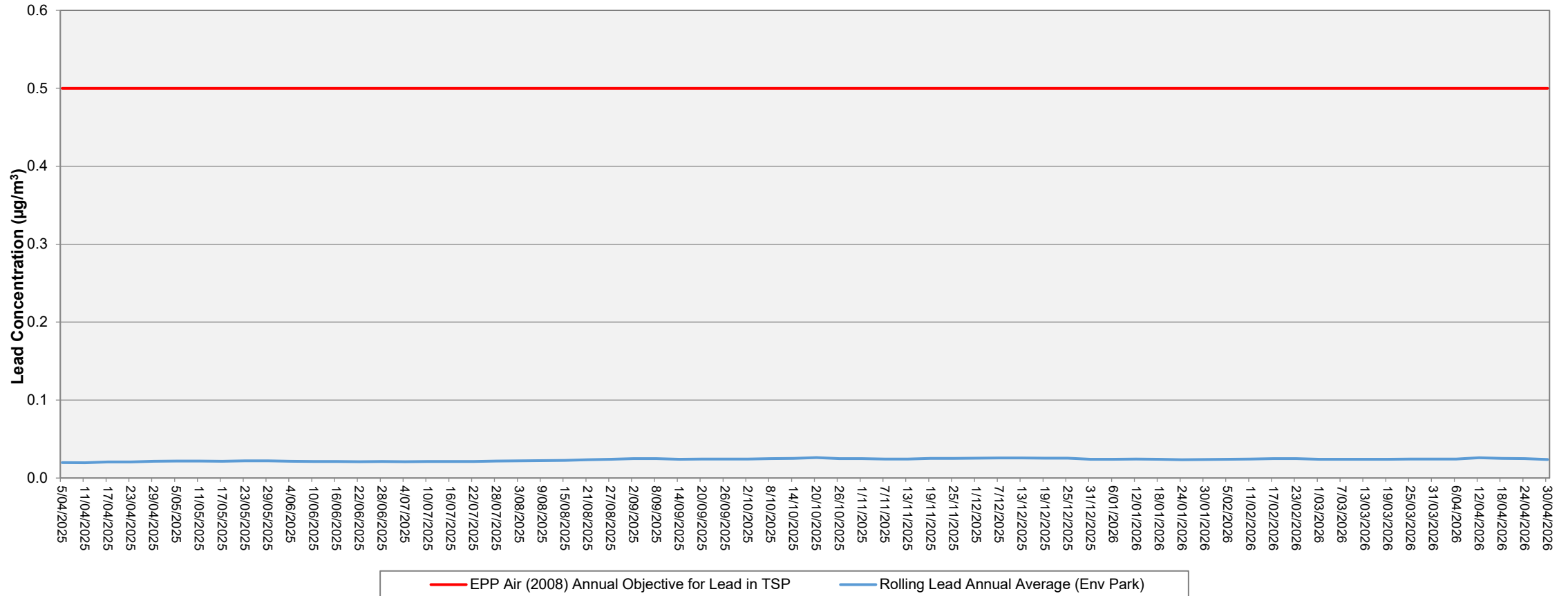
Note: Total Insoluble Matter Concentration units = milligrams per square metre per day.
January samples were removed from analysis due to Cyclone Koji

Hi-Volume Sampler - General total dust levels (one in six days) at Environment Park site April 2025 – April 2026



Note: TSP Concentration units = micrograms per cubic metre per 24-hour period
Rolling annual average = the moving average of the previous 11 results and the current result

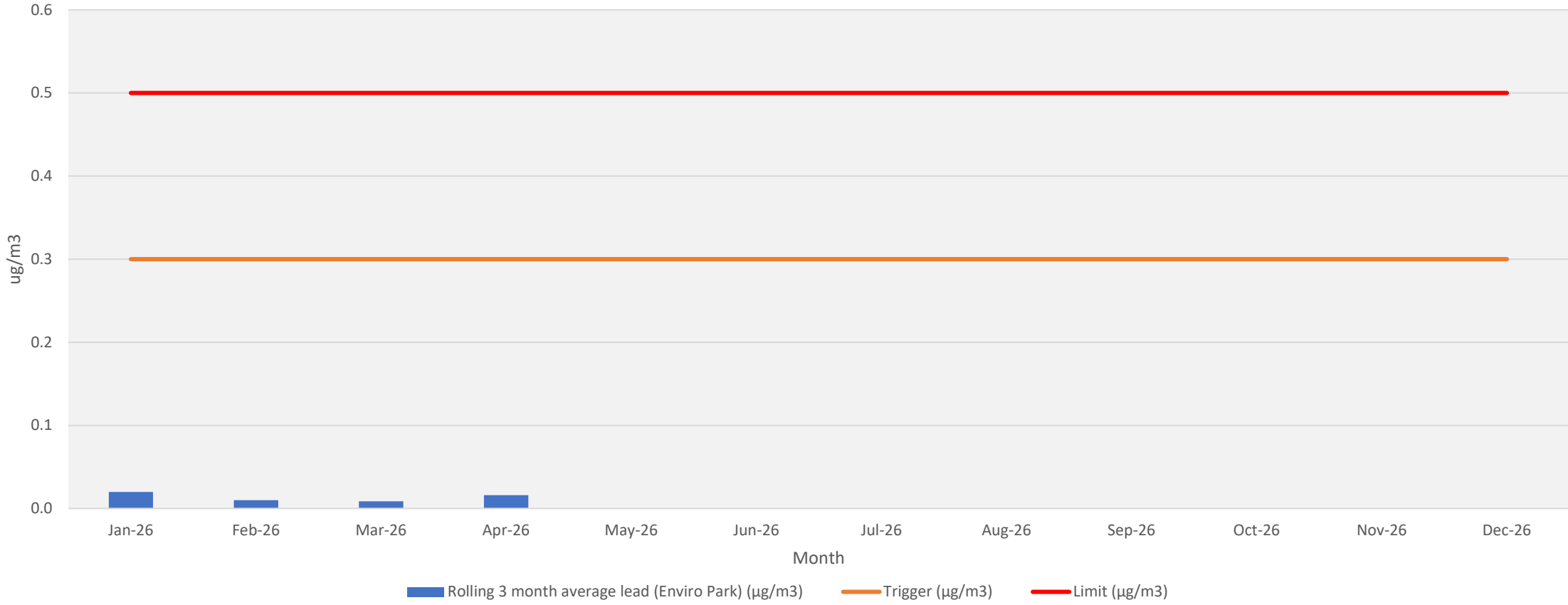
Hi-Volume Sampler - Lead in dust levels (one in six days) at Environment Park site April 2025 – April 2026



Note: Lead Concentration units = micrograms per cubic metre per 24-hour period
Rolling annual average = the moving average of the previous 11 results and the current result

[Click here](#) for information on how to interpret this data

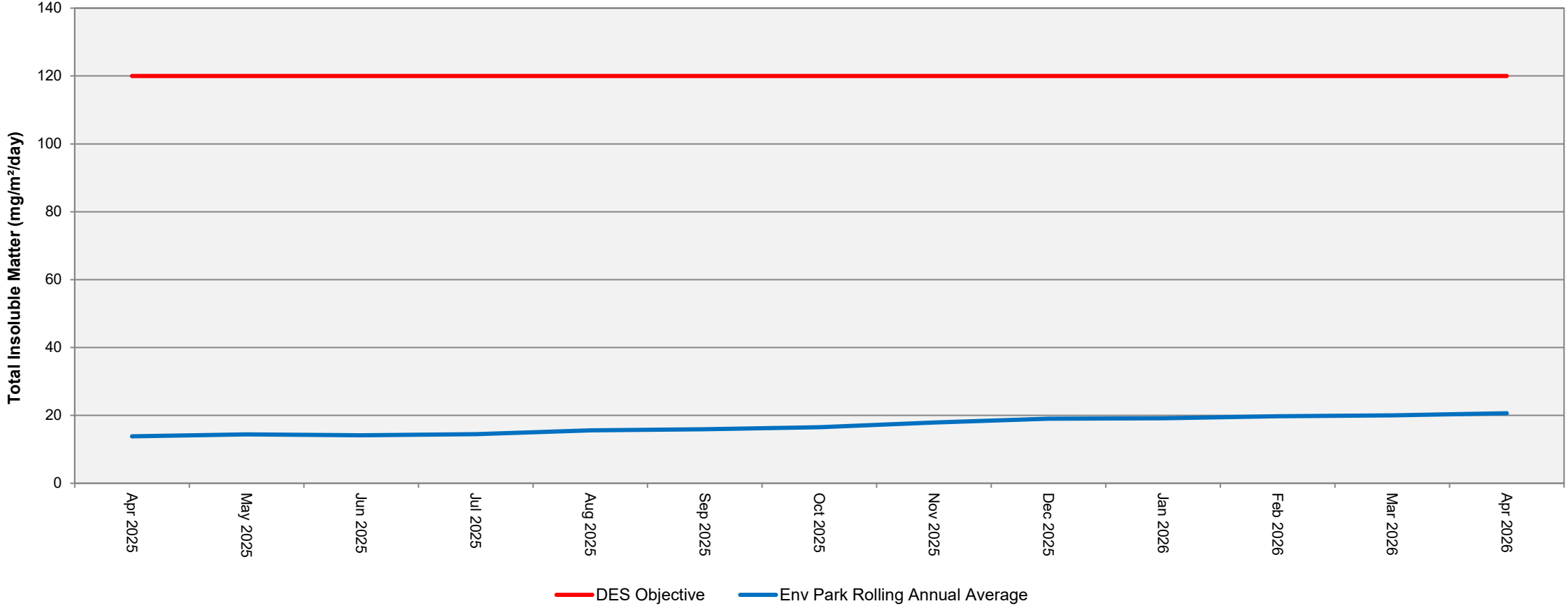
Hi-Volume Sampler - Lead in dust levels (one in six days) at Environment Park site 2026



Note: Rolling 3-month average = the moving average of the previous 2 months and the current month result

[Click here](#) for information on how to interpret this data

Dust Deposition Gauge - General dust deposition levels (monthly) at Environment Park site April 2025 – April 2026



Note: Total Insoluble Matter Concentration units = micrograms per square metre per day
Rolling annual average = the moving average of the previous 11 results and the current result

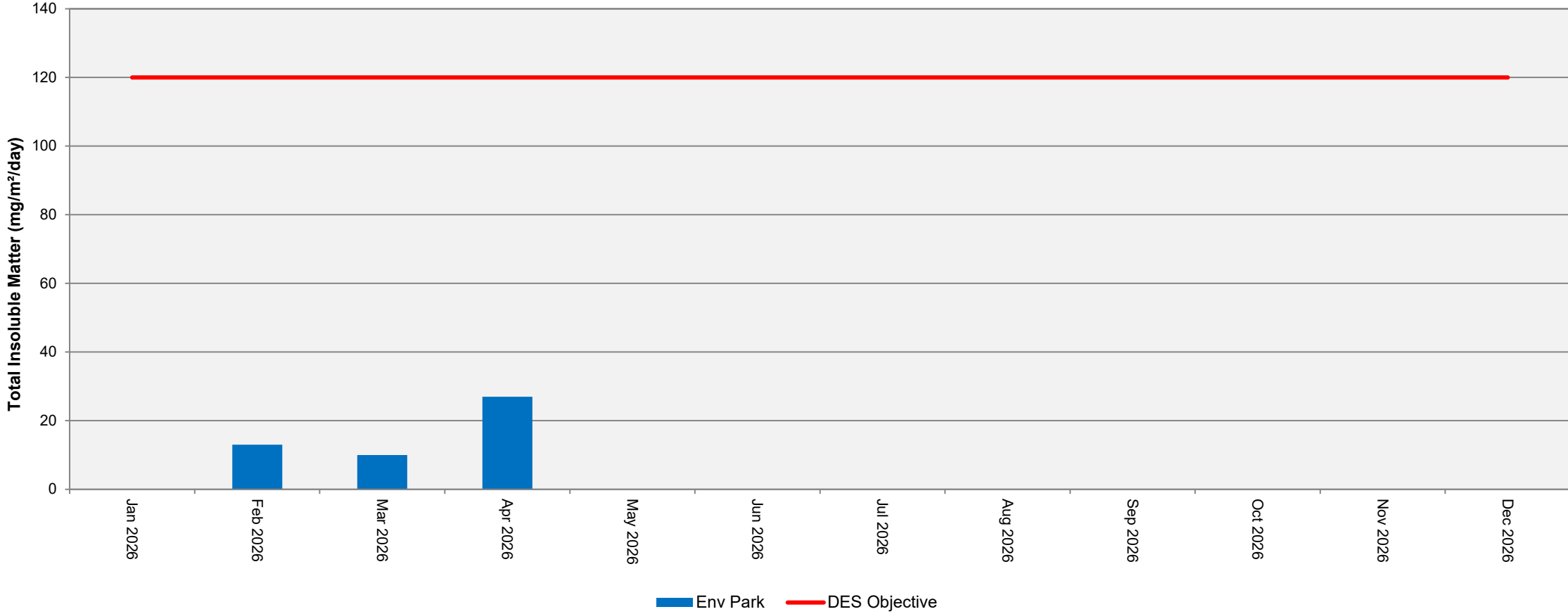
[Click here](#) for information on how to interpret this data

Dust Deposition Gauge – Lead in dust deposition levels (monthly) at Environment Park site April 2025 – April 2026



Note: Lead Concentration units = micrograms per square metre per day
Rolling annual average = the moving average of the previous 11 results and the current result

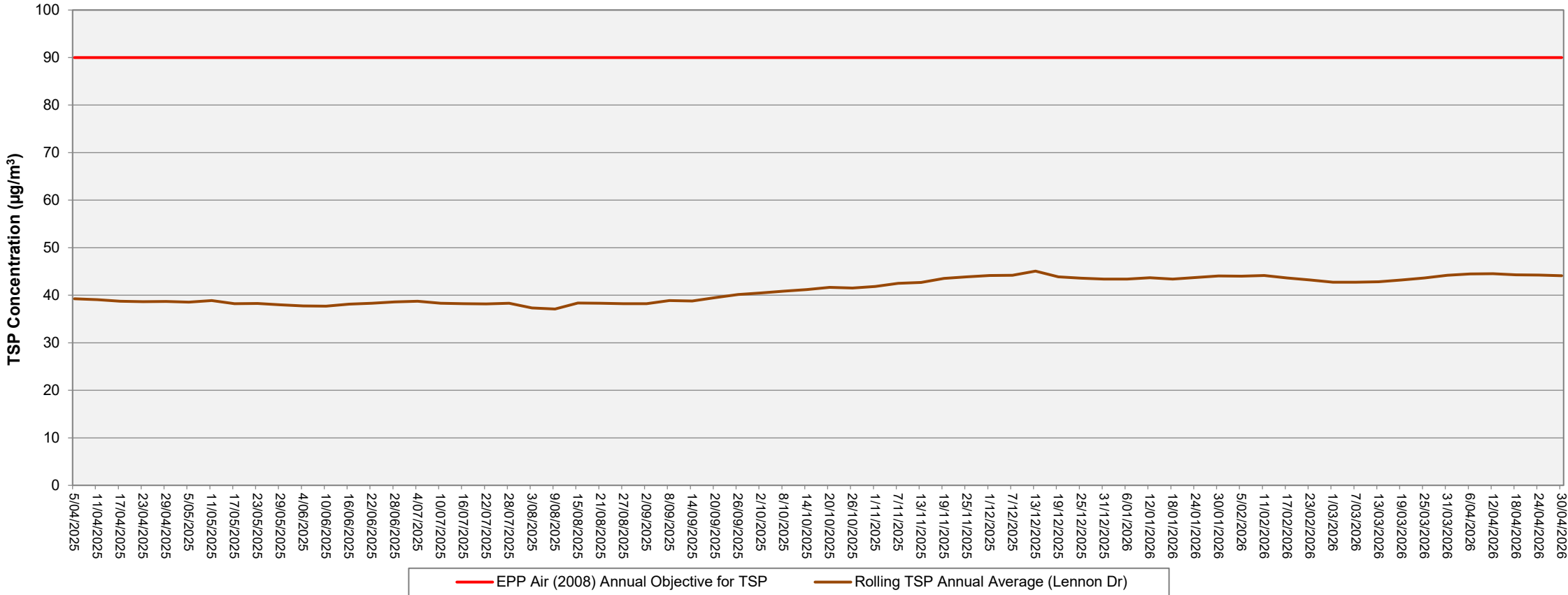
Dust Deposition Gauge – General dust deposition levels (monthly) at Environment Park Site 2026



Note: Total Insoluble Matter Concentration units = milligrams per square metre per day
January samples were removed from analysis due to Cyclone Koji

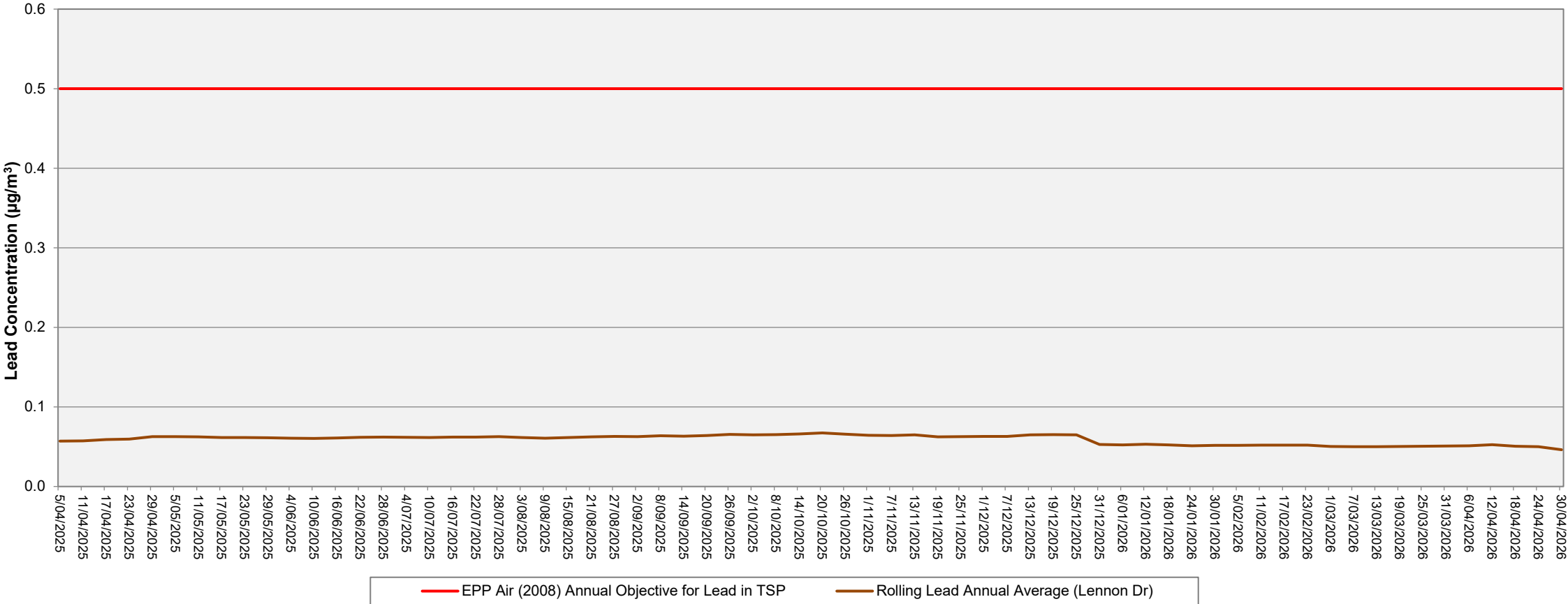
[Click here](#) for information on how to interpret this data

Hi-Volume Sampler - General total dust levels (one in six days) at Lennon Drive site April 2025 – April 2026



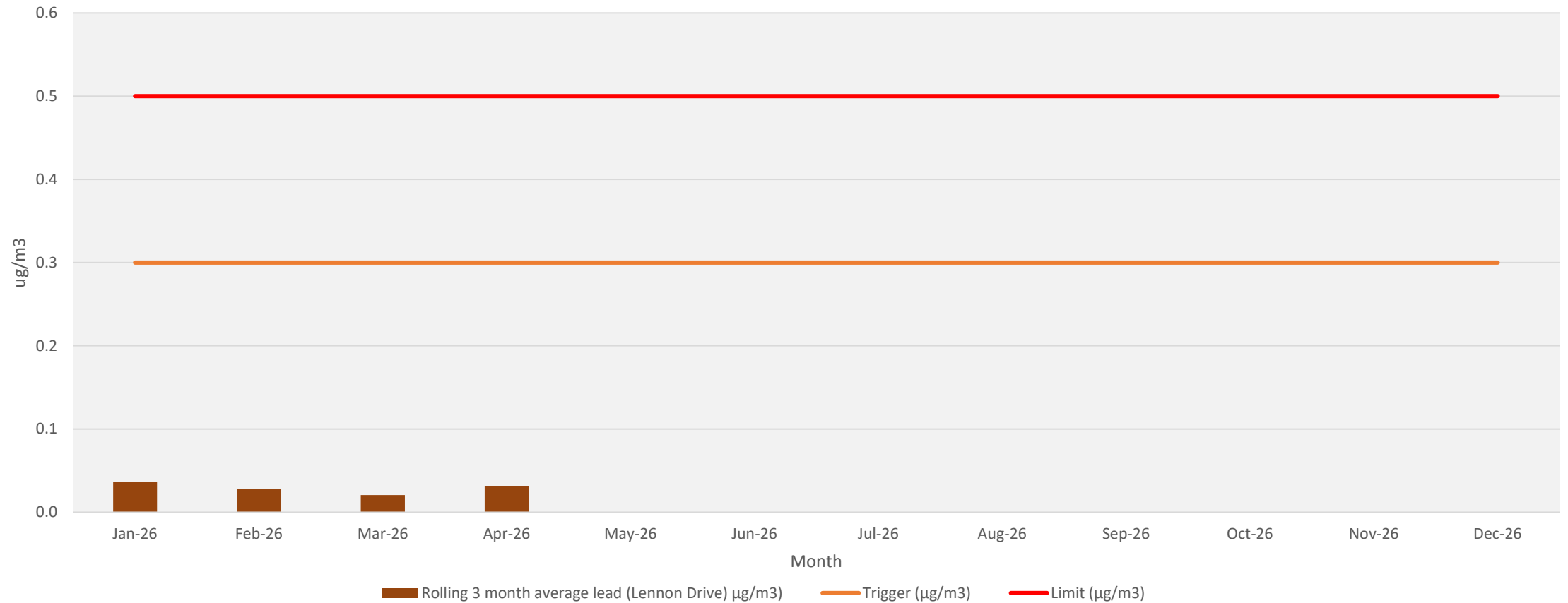
Note: TSP Concentration units = micrograms per cubic metre per 24-hour period
Rolling annual average = the moving average of the previous 11 results and the current result

Hi-Volume Sampler - Lead in dust levels (one in six days) at Lennon Drive Site April 2025 – April 2026



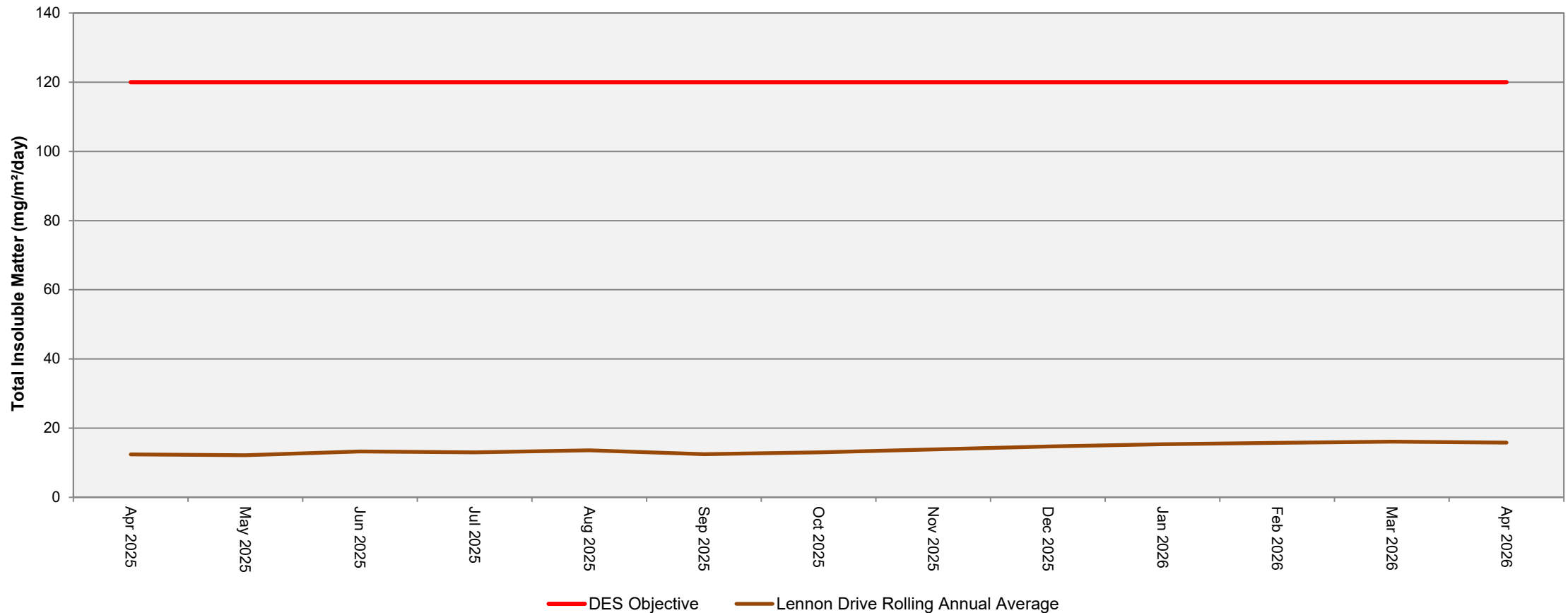
Note: Lead Concentration units = micrograms per cubic metre per 24-hour period
Rolling annual average = the moving average of the previous 11 results and the current result

Hi-Volume Sampler - Lead in dust levels (one in six days) at Lennon Drive Site 2026



Note: Rolling 3-month average = the moving average of the previous 2 months and the current month result

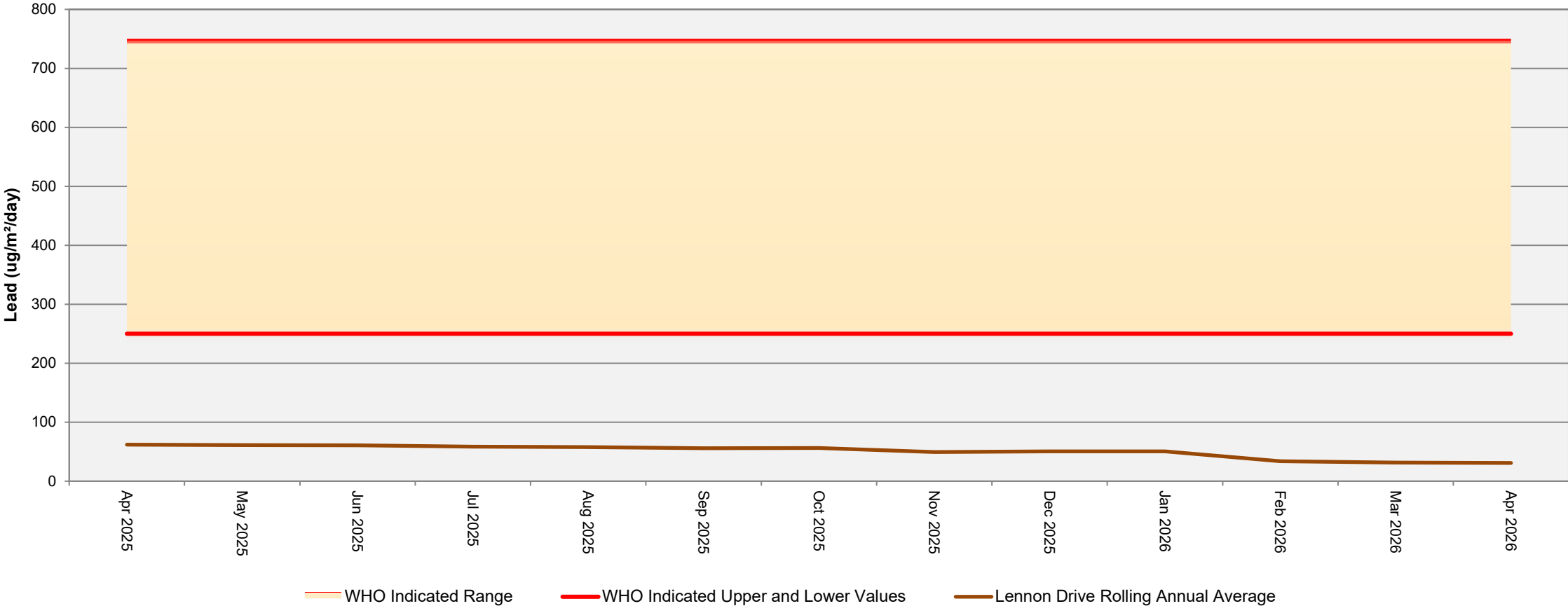
Dust Deposition Gauge - General dust deposition levels (monthly) at Lennon Drive Site April 2025 – April 2026



Note: Total Insoluble Matter Concentration units = micrograms per square metre per day
Rolling annual average = the moving average of the previous 11 results and the current result

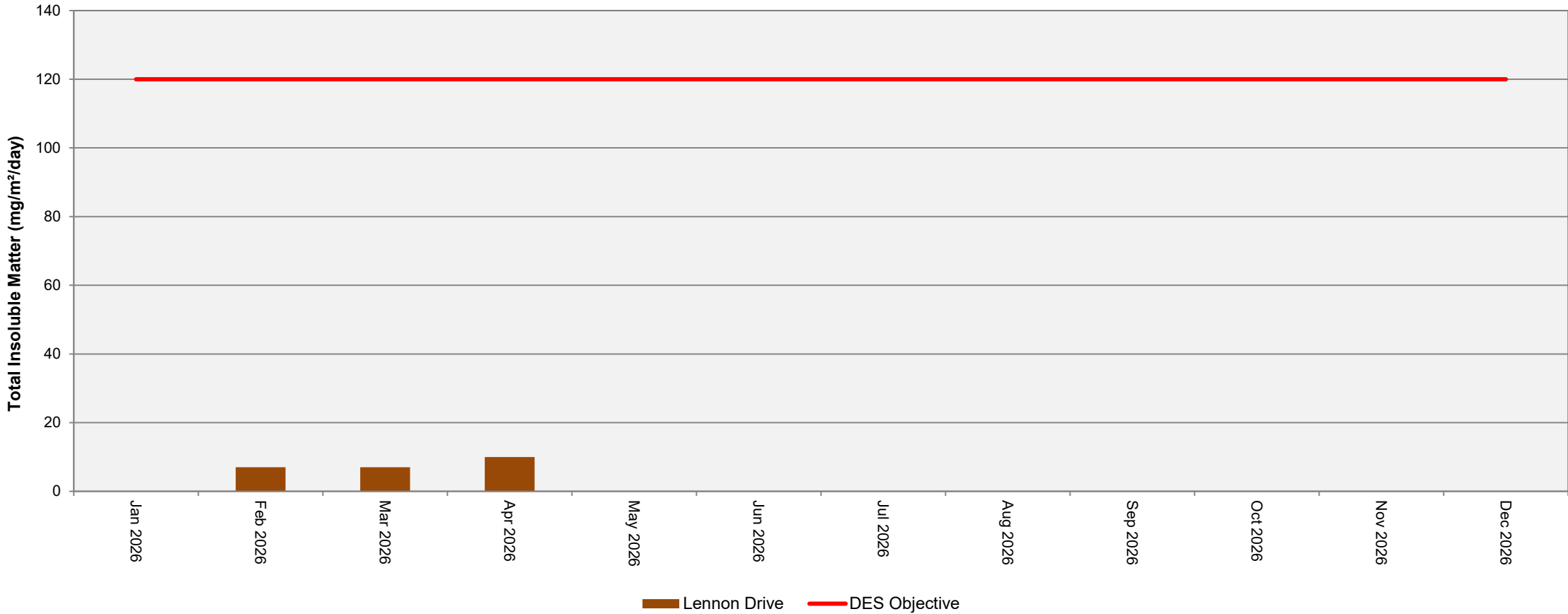
[Click here](#) for information on how to interpret this data

Dust Deposition Gauge – Lead in dust deposition levels (monthly) at Lennon Drive Site April 2025 – April 2026



Note: Lead Concentration units = micrograms per square metre per day
Rolling annual average = the moving average of the previous 11 results and the current result

Dust Deposition Gauge – General dust deposition levels (monthly) at Lennon Drive Site 2026



Note: Total Insoluble Matter Concentration units = milligrams per square metre per day
January samples were removed from analysis due to Cyclone Koji

This statement/advice was provided by Queensland Health in relation to blood lead levels in Townsville in April 2016

Environmental limits for lead are set using a number of possible criteria including potential health effects.

Blood lead level within the Australian population have been decreasing over time as the use of lead – particularly in petrol and paint - has been phased out. The most recent NHMRC guidance document suggests that a blood lead level of less than 5 µg/dL is what should be expected in the general population.

Elevated blood lead levels are notified to Queensland Health for investigation. Previously this level was 10 µg/dL but since the beginning of 2016 has been reduced to 5 µg/dL. This is not an indication of a safe blood level, but is a trigger level that requires investigation into what in the individual's environment is contributing to the level.

Based on studies recognised by the World Health Organisation into the relationship between lengthy exposure to ambient air lead levels and increases in blood lead levels, the current 12 month rolling average for measurements (as at March 2016) at the Townsville Coast Guard Site could be expected to add between 0.36 µg/dL and 0.6 µg/dL to a person's total blood lead level. This increment is only about 10% of the level that would require further investigation. Along with other normal exposure, this would not be expected to exceed that level, is well within the expected community range, and below the level that would trigger further investigation.

The highest rolling annual average in recent years (recorded in May 2014 at the Townsville Coast Guard Site) yields a predicted result of between 1.14 µg/dL and 1.9 µg/dL, still well under the level which should trigger concern.