

ECEMBER 2023

TRADE OVERVIEW

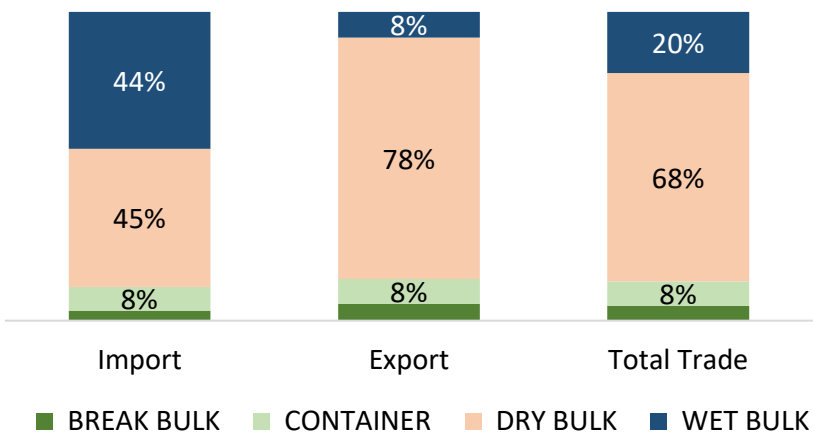
Disclaimer: Port of Townsville Ltd gives no guarantee regarding this information and accepts no liability for any inconvenience, or any direct or consequential loss, arising from reliance upon this information.



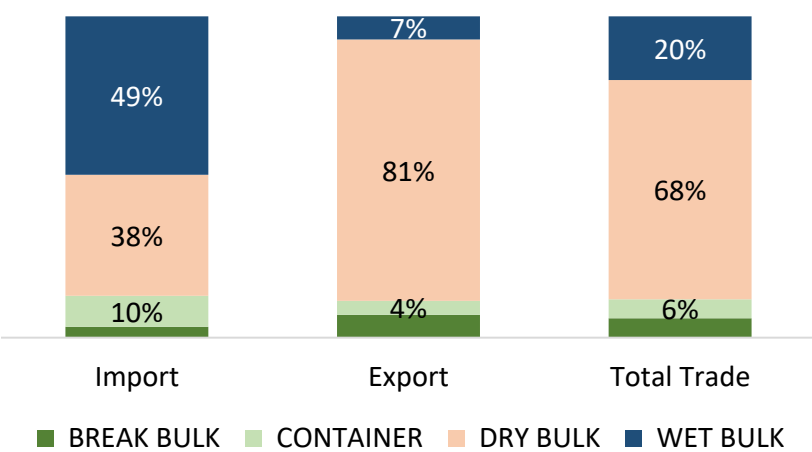
Tonne	DEC 2023			DEC 2022	YTD 2022/23			YTD 2021/22
	Import	Export	Total	% Variance	Import	Export	Total	% Variance
DRY BULK	54,605	207,814	262,420	▼ 33.9%	592,227	2,200,671	2,792,897	▲ 3.5%
WET BULK	102,822	46,000	148,822	▲ 22.1%	587,529	233,215	820,745	▲ 4.5%
CONTAINER	17,433	40,523	57,956	▲ 47.8%	101,069	226,006	327,075	▲ 38.8%
BREAK BULK	8,585	43,957	52,542	▲ 34.0%	43,191	153,046	196,238	▼ 17.4%
Total Tonnage	183,445	338,294	521,739	▼ 12.6%	1,324,016	2,812,938	4,136,954	▲ 4.5%

TEU	DEC 2023			DEC 2022	YTD 2022/23			YTD 2021/22
	Import	Export	Total	% Variance	Import	Export	Total	% Variance
FULL	1,304	1,745	3,049	▲ 19.5%	7,895	9,656	17,551	▲ 21.8%
EMPTY	682	629	1,311	▼ 26.1%	6,935	3,428	10,363	▲ 44.9%
Total TEUs	1,986	2,374	4,360	▲ 0.8%	14,830	13,084	27,914	▲ 29.5%

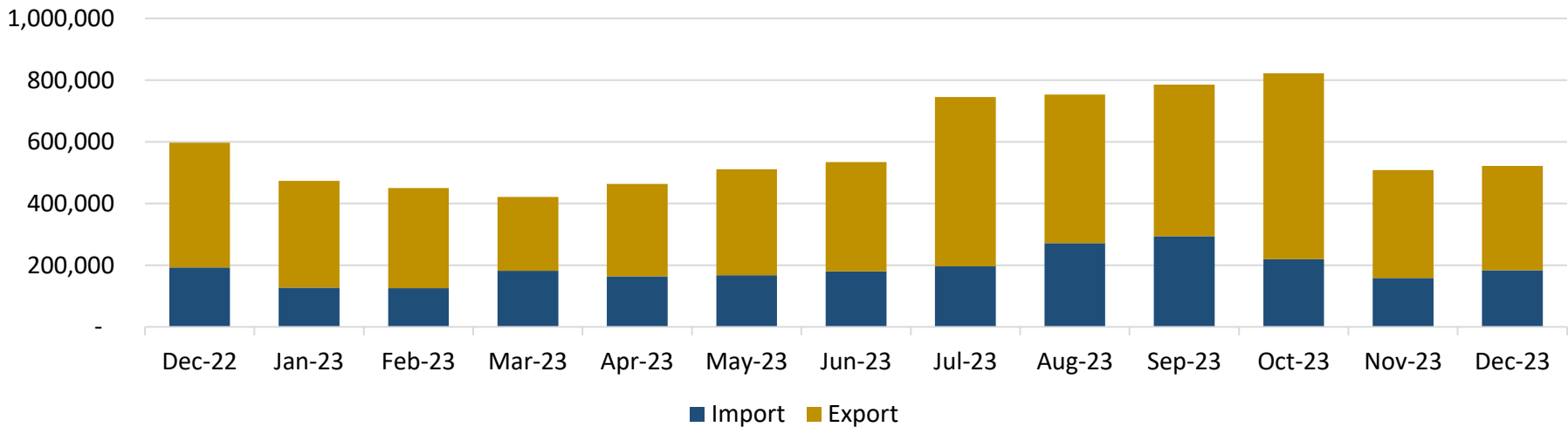
YTD 23/24 IMPORT-EXPORT BY MODE



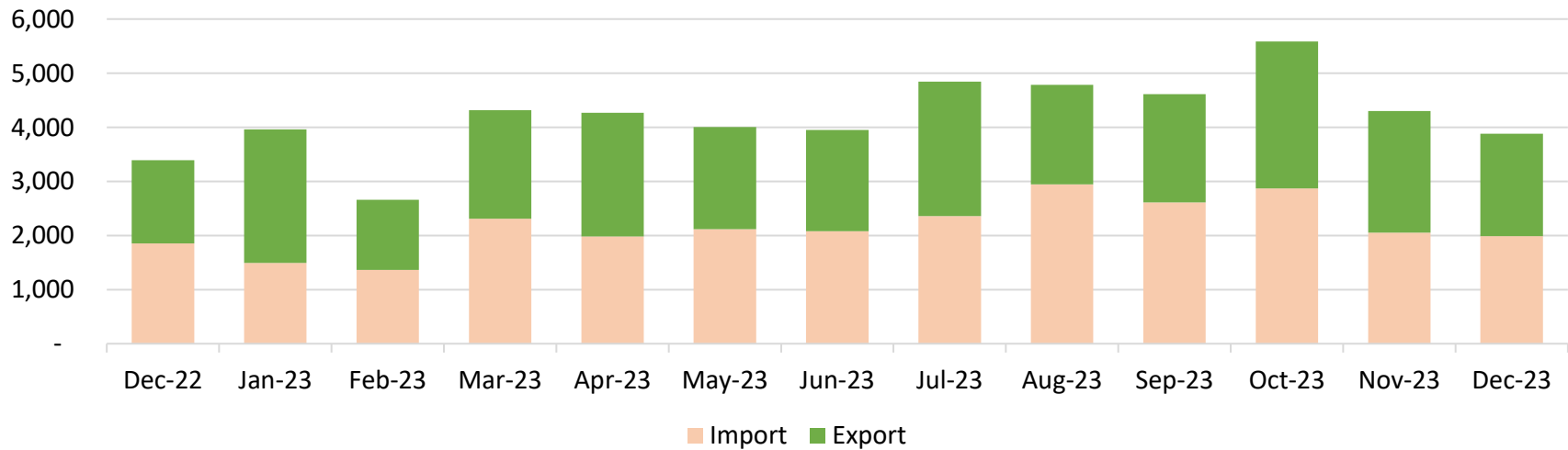
YTD 22/23 IMPORT-EXPORT BY MODE



ROLLING 12 MONTHS IMPORT - EXPORT | TONNE



ROLLING 12 MONTHS IMPORT - EXPORT | TEU



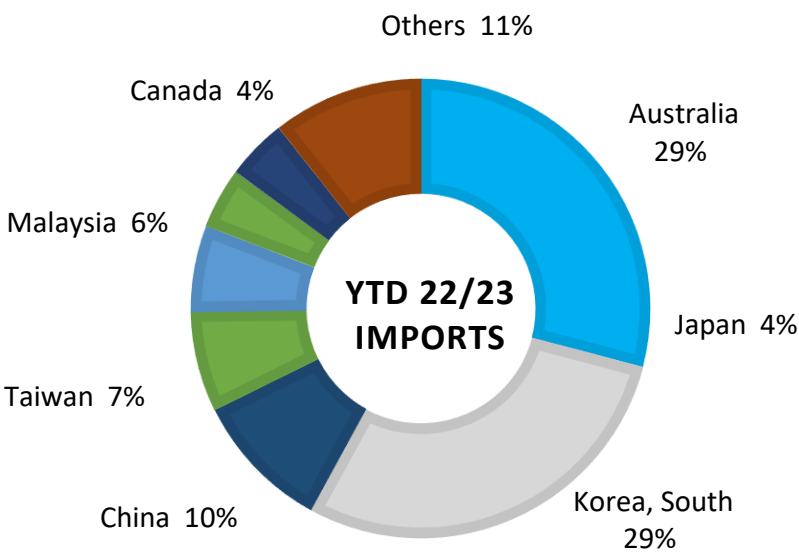
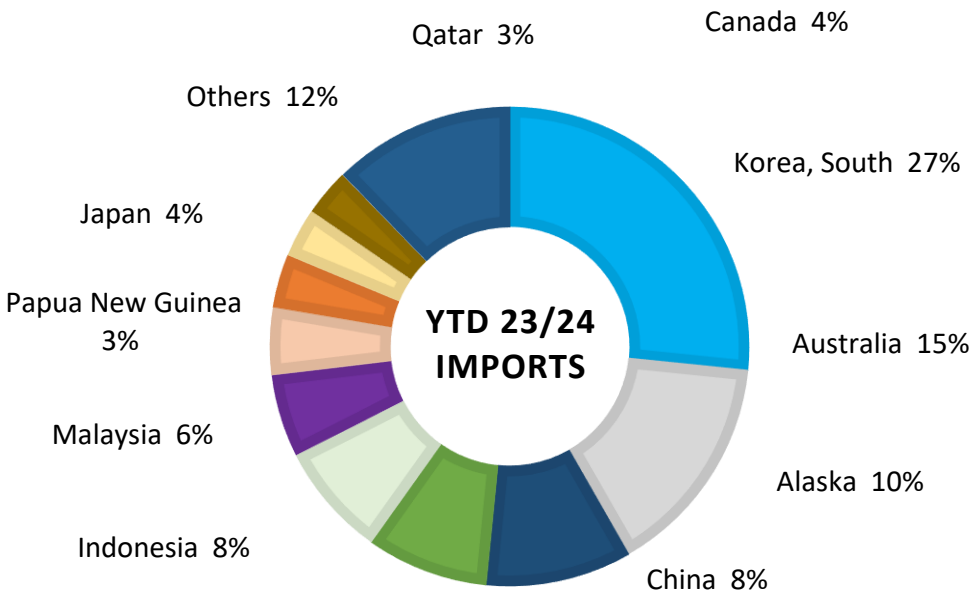
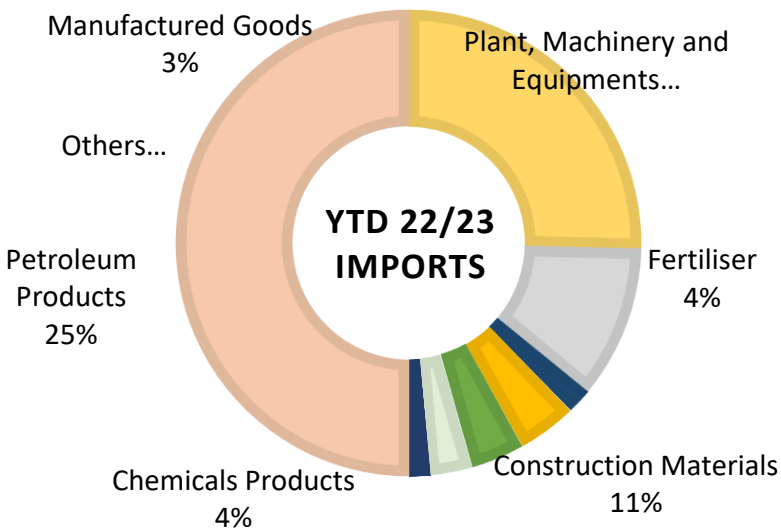
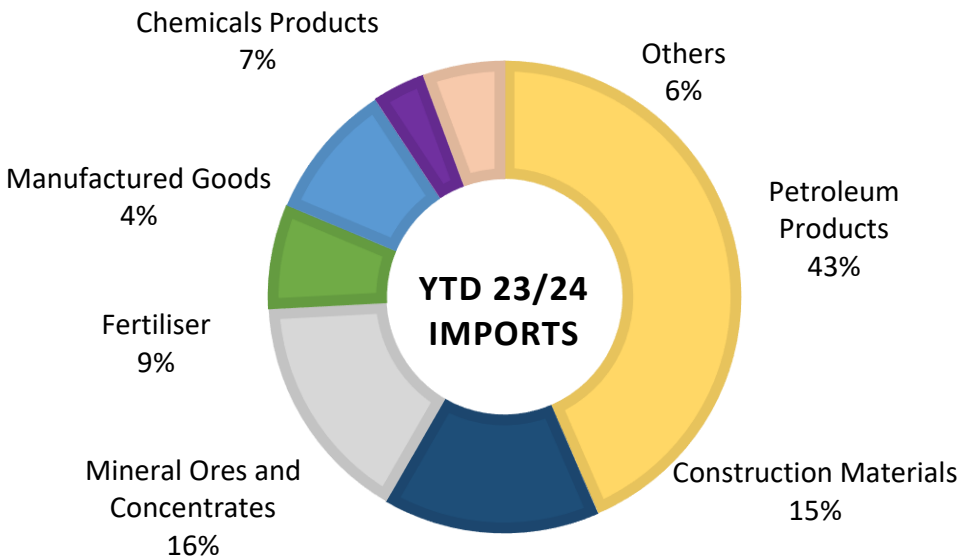
DECEMBER 2023

IMPORTS by Commodity and Country | Tonne

Disclaimer: Port of Townsville Ltd gives no guarantee regarding this information and accepts no liability for any inconvenience, or any direct or consequential loss, arising from reliance upon this information.



Tonne	DEC 2023	DEC 2022	% Variance	YTD 2023/24	YTD 2022/23	% Variance
Petroleum Products	94,846	110,385	▼ 14%	575,903	583,713	▼ 1%
Construction Materials	41,009	40,034	▲ 2%	196,479	245,946	▼ 20%
Mineral Ores and Concentrates	-	-	▲ 100%	209,526	40,004	▲ 424%
Fertiliser	5,451	21,039	▼ 74%	124,669	93,830	▲ 33%
Chemicals Products	24,513	3,425	▲ 616%	95,197	85,322	▲ 12%
Manufactured Goods	7,275	9,488	▼ 23%	48,102	68,035	▼ 29%
Animal Feedstuffs	4,474	2,331	▲ 92%	11,293	6,568	▲ 72%
Plant, Machinery and Equipments	5,107	5,223	▼ 2%	34,919	33,525	▲ 4%
Crude Materials	713	258	▲ 176%	3,784	2,477	▲ 53%
Refined Minerals and Metals	-	165	▼ 100%	1,160	1,883	▼ 38%
Metal By-Products, Waste and Scrap	24	65	▼ 63%	162	296	▼ 45%
Foods and Grains	34	27	▲ 28%	280	108	▲ 159%
Others		192,437	▼ 100%	22,541	22,836	▼ 1%
Total Import	183,445	192,437	▼ 4.7%	1,324,016	1,184,544	▲ 11.8%
	183,445	192,437		-	-	
Motor Vehicles RORO (Units)	1,661	1,665	▼ 0%	11,296	9,015	▲ 25%



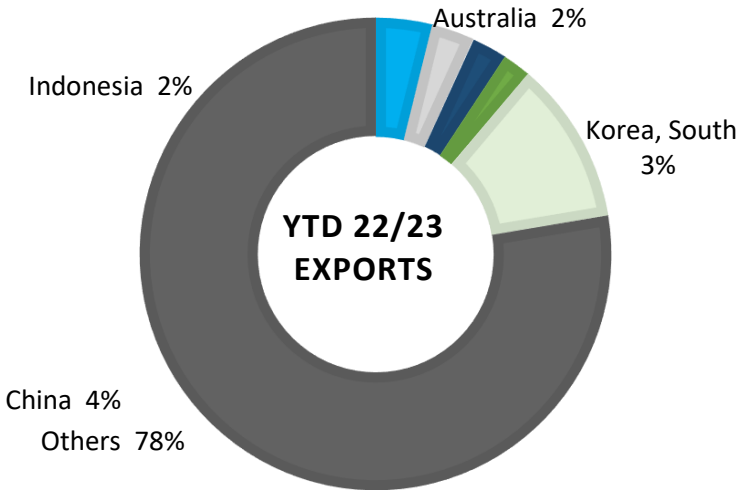
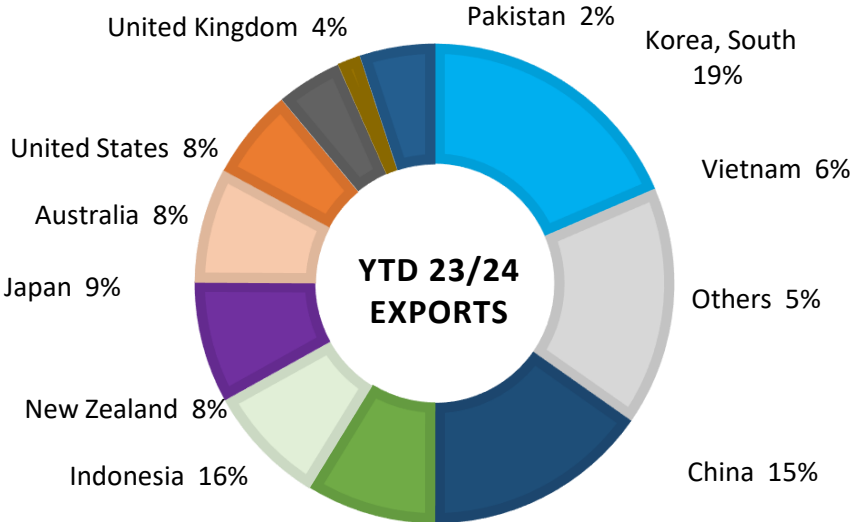
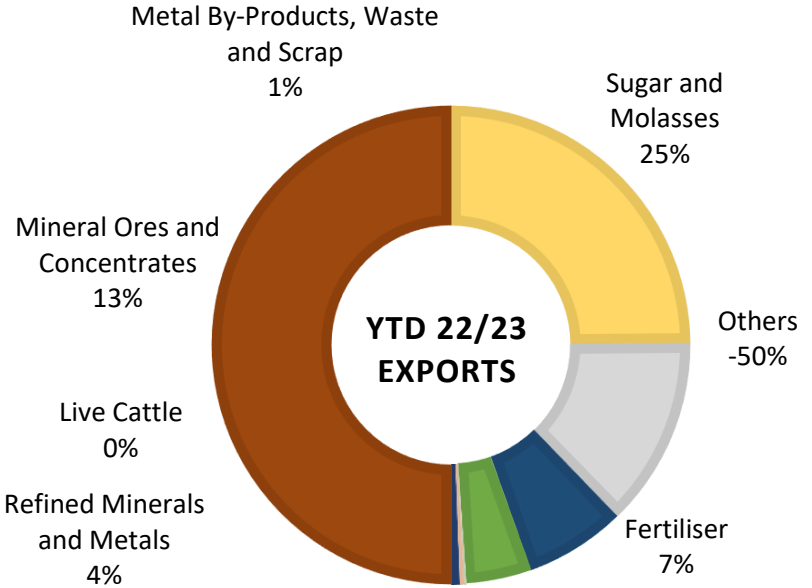
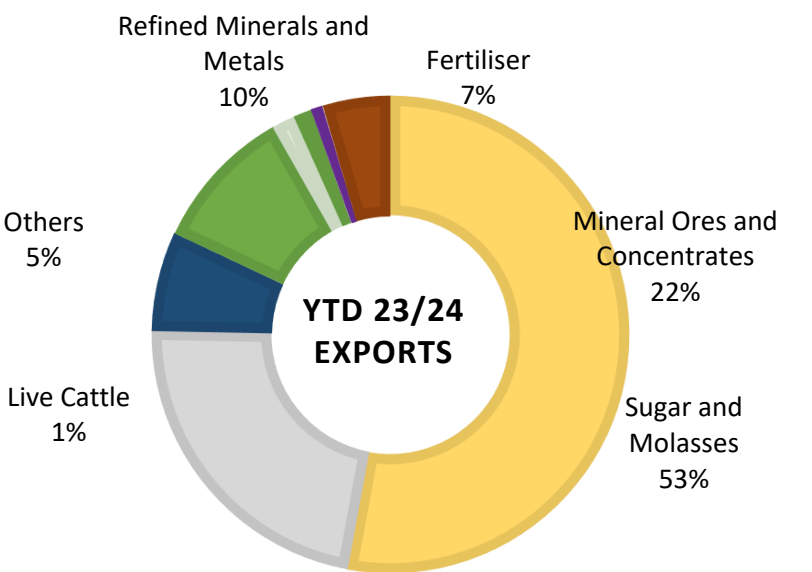
DECEMBER 2023

EXPORTS by Commodity and Country | Tonne

Disclaimer: Port of Townsville Ltd gives no guarantee regarding this information and accepts no liability for any inconvenience, or any direct or consequential loss, arising from reliance upon this information.



Tonne	DEC 2023	DEC 2022	% Variance	YTD 2023/24	YTD 2022/23	% Variance
Sugar and Molasses	119,960	120,500	▼ 0%	1,488,165	1,351,551	▲ 10%
Mineral Ores and Concentrates	86,960	154,964	▼ 44%	630,341	699,722	▼ 10%
Fertiliser	-	67,415	▼ 100%	187,675	371,759	▼ 50%
Refined Minerals and Metals	54,932	42,671	▲ 29%	276,039	241,419	▲ 14%
Live Cattle	4,156	3,584	▲ 16%	44,226	19,099	▲ 132%
Chemicals Products	30,448	51	▲ 59613%	31,571	5,790	▲ 445%
Foods and Grains	849	2,099	▼ 60%	21,964	12,328	▲ 78%
Animal Feedstuffs	1,933	1,753	▲ 10%	13,618	10,102	▲ 35%
Crude Materials	18,093	7,444	▲ 143%	73,947	21,911	▲ 237%
Manufactured Goods	944	510	▲ 85%	5,933	4,246	▲ 40%
Metal By-Products, Waste and Scrap	19,254	936	▲ 1957%	35,290	28,977	▲ 22%
Plant, Machinery and Equipments	345	649	▼ 47%	1,866	2,534	▼ 26%
Others			▲ 100%	2,560	3,666	▼ 30%
Total Export	337,872	402,577	▼ 16.1%	2,813,193	2,773,103	▲ 1.4%
	337,872	402,577		-	-	
Live Cattle (Head)	8,311	7,168	▲ 100%	90,015	38,198	▲ 136%



DECEMBER 2023

IMPORTS by Commodity and Country | TEU

Disclaimer: Port of Townsville Ltd gives no guarantee regarding this information and accepts no liability for any inconvenience, or any direct or consequential loss, arising from reliance upon this information.

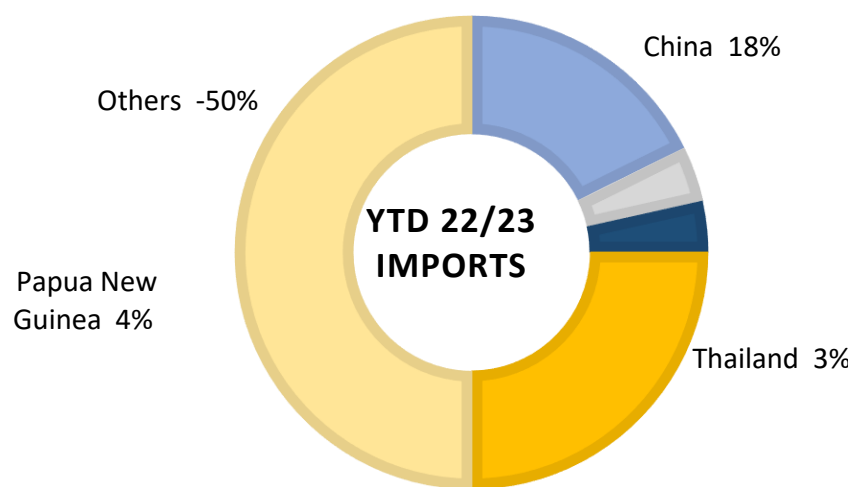
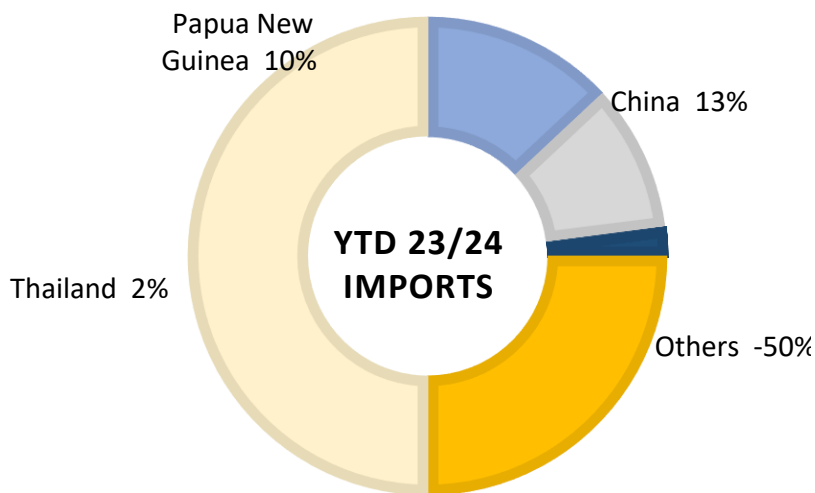
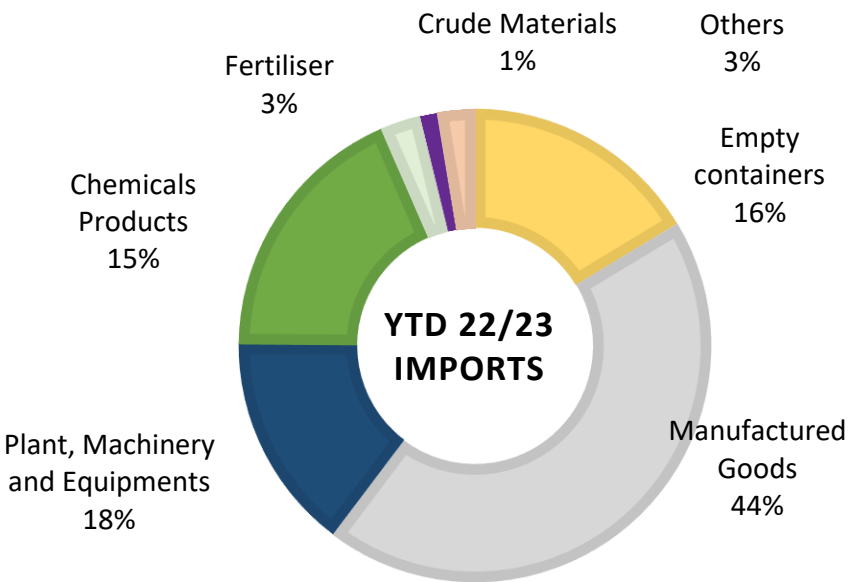
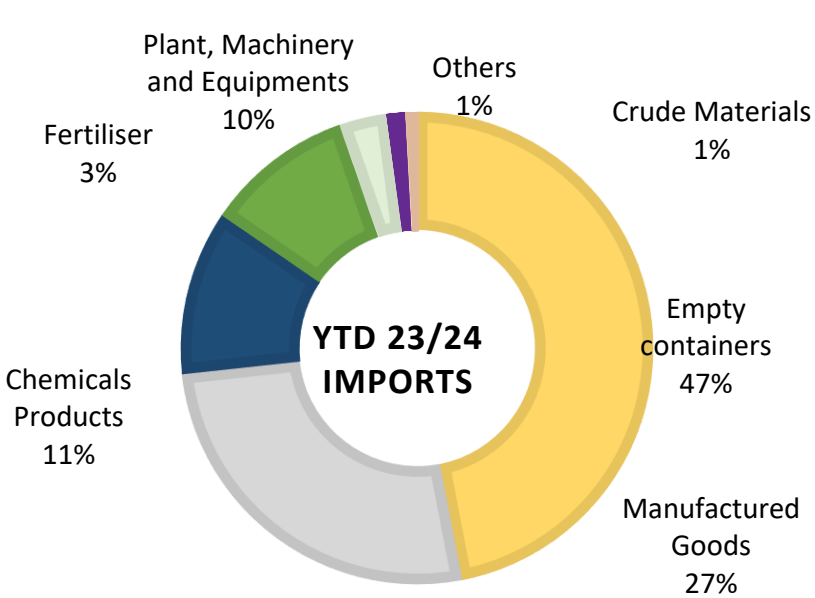


				DEC 2022	YTD 2022/23			YTD 2021/22
TEU	Full	Empty	Total	% Variance	Full	Empty	Total	% Variance
20ft	708	648	1,356	▲ 71%	708	648	1,356	▲ 71%
40ft	596	34	630	▼ 41%	596	34	630	▼ 41%
Others	-	-	-	-	-	-	-	▲ 0%
Total Import	1,304	682	1,986	▲ 7.1%	1,304	682	1,986	▲ 7.1%

-1,986

TEU	DEC 2023	DEC 2022	% Variance	YTD 2022/23	YTD 2021/22	% Variance
Empty containers	682	249	▲ 174%	682	249	▲ 174%
Manufactured Goods	617	967	▼ 36%	617	967	▼ 36%
Plant, Machinery and Equipments	237	372	▼ 36%	237	372	▼ 36%
Chemicals Products	306	171	▲ 79%	306	171	▲ 79%
Fertiliser	94	41	▲ 129%	94	41	▲ 129%
Crude Materials	40	19	▲ 111%	40	19	▲ 111%
Refined Minerals and Metals	-	12	▼ 100%	-	12	▼ 100%
Animal Feedstuffs	5	15	▼ 67%	5	15	▼ 67%
Others	5	9	▼ 44%	1,981	1,846	▲ 7%
Total Import	1,986	1,855	▲ 7.1%	-	-	#DIV/0!

- - - -



DECEMBER 2023

Disclaimer: Port of Townsville Ltd gives no guarantee regarding this information and accepts no liability for any inconvenience, or any direct or consequential loss, arising from reliance upon this information.



TEU				DEC 2022	YTD 2022/23			YTD 2021/22
	Full	Empty	Total	% Variance	Full	Empty	Total	% Variance
20ft	1,613	23	1,636	▲ 74%	9,182	292	9,474	▲ 61%
40ft	132	606	738	▼ 52%	474	3,136	3,610	▼ 27%
Total Export	1,745	629	2,374	▲ 0.0%	9,656	3,428	13,084	▲ 0.0%

-

13,084

TEU		DEC 2022	% Variance	YTD 2022/23	YTD 2021/22	% Variance
Refined Minerals and Metals	1,338	528	▲ 153%	1,338	528	▲ 153%
Empty containers	629	1,537	▼ 59%	629	1,537	▼ 59%
Mineral Ores and Concentrates	76	99	▼ 23%	76	99	▼ 23%
Foods and Grains	35	84	▼ 58%	35	84	▼ 58%
Crude Materials	87	30	▲ 190%	87	30	▲ 190%
Metal By-Products, Waste and Scrap	67	40	▲ 68%	67	40	▲ 68%
Animal Feedstuffs	34	41	▼ 17%	34	41	▼ 17%
Manufactured Goods	52	61	▼ 15%	52	61	▼ 15%
Plant, Machinery and Equipments	31	50	▼ 38%	31	50	▼ 38%
Fertiliser	-	-	▲ 100%	-	-	▲ 100%
Chemicals Products	25	2	▲ 1150%	25	2	▲ 1150%
Others	-	-		-	-	
Total Export	2,374	2,472	▼ 4.0%	-	-	#DIV/0!

-

-

-

-

