

OCTOBER 2023

TRADE OVERVIEW

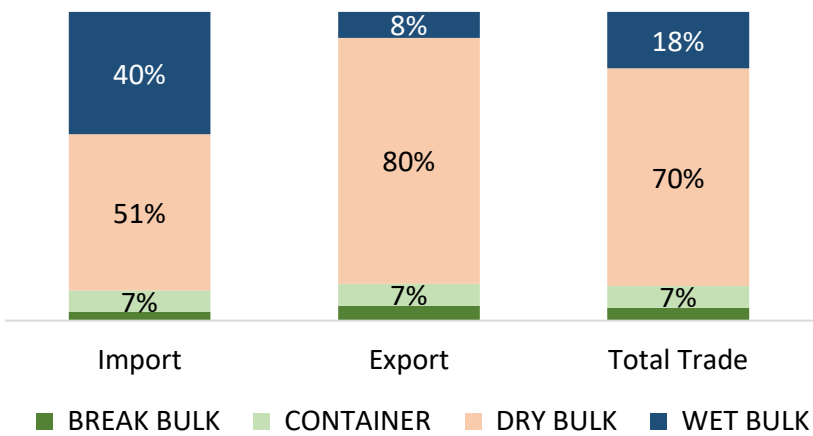
Disclaimer: Port of Townsville Ltd gives no guarantee regarding this information and accepts no liability for any inconvenience, or any direct or consequential loss, arising from reliance upon this information.



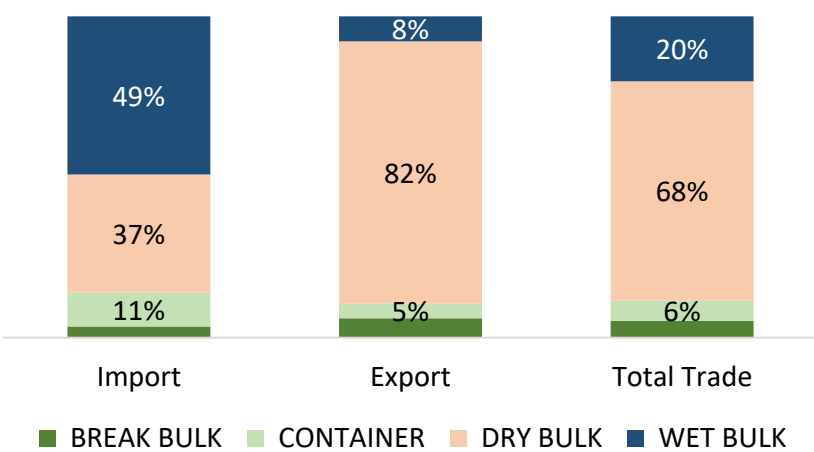
Tonne	OCT 2023			OCT 2022	YTD 2022/23			YTD 2021/22
	Import	Export	Total	% Variance	Import	Export	Total	% Variance
DRY BULK	103,315	471,366	574,681	▲ 27.6%	496,326	1,692,120	2,188,446	▲ 25.0%
WET BULK	91,074	64,035	155,109	▲ 4.6%	388,549	178,715	567,264	▲ 9.1%
CONTAINER	18,537	37,497	56,034	▲ 15.8%	68,724	152,059	220,783	▲ 35.6%
BREAK BULK	5,933	30,001	35,933	▼ 0.4%	27,797	101,500	129,296	▼ 4.1%
Total Tonnage	218,859	602,899	821,758	▲ 20.3%	981,395	2,124,394	3,105,789	▲ 20.9%

TEU	OCT 2023			OCT 2022	YTD 2022/23			YTD 2021/22
	Import	Export	Total	% Variance	Import	Export	Total	% Variance
FULL	1,447	1,630	3,077	▲ 4.5%	5,366	6,492	11,858	▲ 22.2%
EMPTY	1,413	606	2,019	▲ 36.0%	5,414	2,314	7,728	▲ 76.6%
Total TEUs	2,860	2,236	5,096	▲ 15.0%	10,780	8,806	19,586	▲ 39.1%

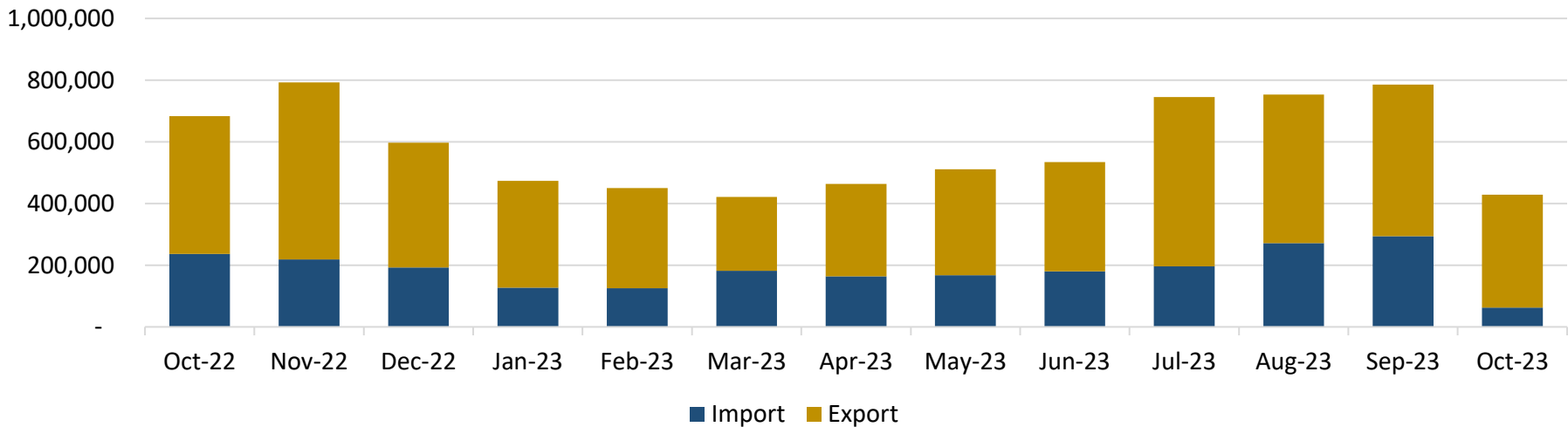
YTD 23/24 IMPORT-EXPORT BY MODE



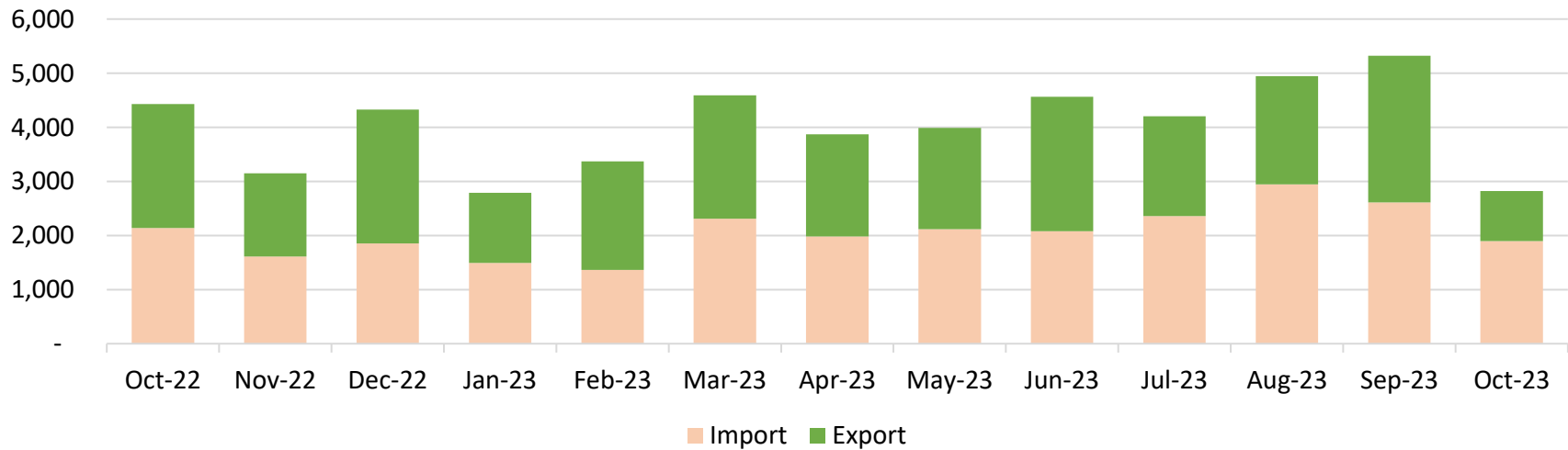
YTD 22/23 IMPORT-EXPORT BY MODE



ROLLING 12 MONTHS IMPORT - EXPORT | TONNE



ROLLING 12 MONTHS IMPORT - EXPORT | TEU



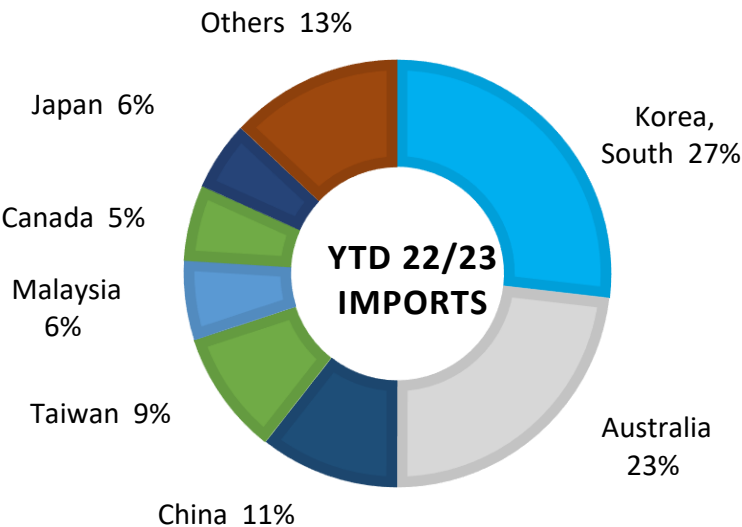
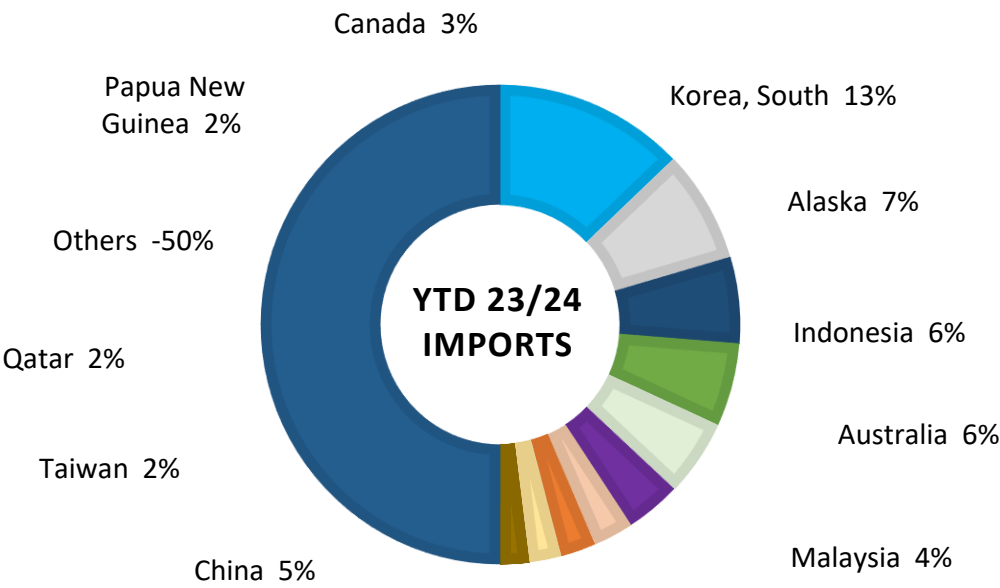
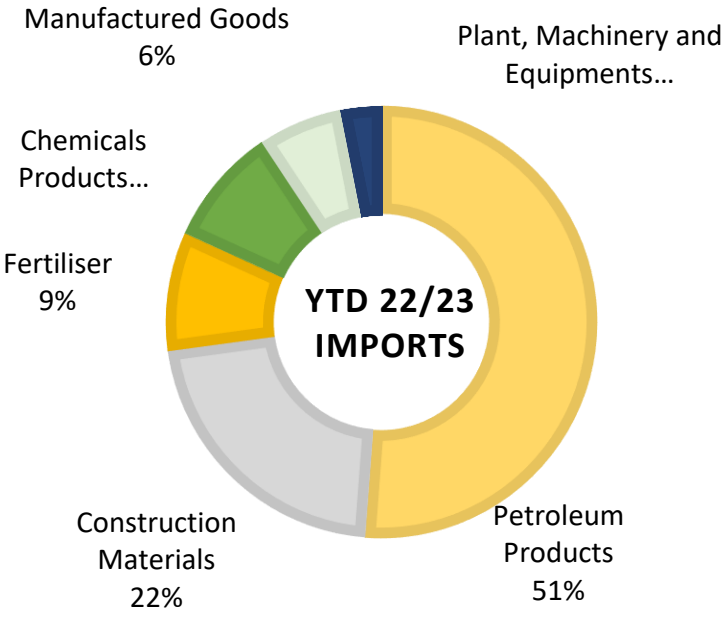
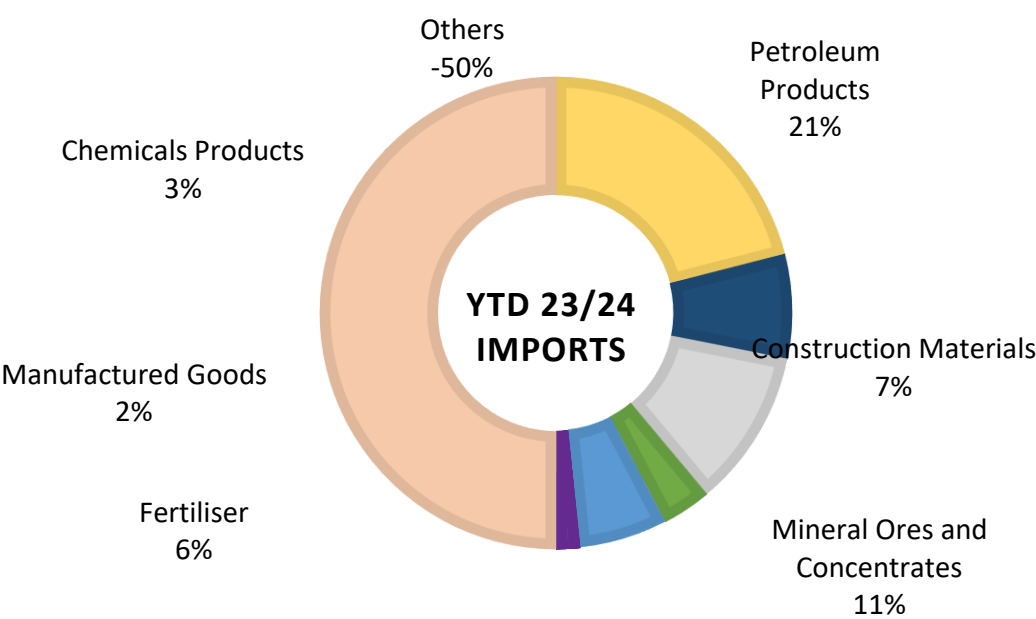
OCTOBER 2023

IMPORTS by Commodity and Country | Tonne

Disclaimer: Port of Townsville Ltd gives no guarantee regarding this information and accepts no liability for any inconvenience, or any direct or consequential loss, arising from reliance upon this information.



Tonne	OCT 2023	OCT 2022	% Variance	YTD 2023/24	TD 2022/21	% Variance
Petroleum Products	91,084	111,855	▼ 19%	386,589	380,396	▲ 2%
Construction Materials	21,301	40,061	▼ 47%	130,464	160,863	▼ 19%
Mineral Ores and Concentrates	54,231	22,002	▲ 146%	198,710	11	▲ 1793314%
Fertiliser	29,679	18,420	▲ 61%	111,133	66,273	▲ 68%
Chemicals Products	3,366	21,094	▼ 84%	62,155	65,846	▼ 6%
Manufactured Goods	3,971	14,832	▼ 73%	30,123	46,755	▼ 36%
Animal Feedstuffs	2,442	1,353	▲ 81%	6,722	4,069	▲ 65%
Plant, Machinery and Equipments	4,679	6,327	▼ 26%	23,099	22,754	▲ 2%
Crude Materials	236	220	▲ 7%	2,114	2,147	▼ 2%
Refined Minerals and Metals	965	411	▲ 135%	965	1,699	▼ 43%
Metal By-Products, Waste and Scrap	-	46	▼ 100%	115	162	▼ 29%
Foods and Grains	-	9	▼ 100%	181	73	▲ 146%
Others	7,012	376	▲ 1767%	22,223	22,478	▼ 1%
Total Import	218,967	237,005	▼ 7.6%	974,594	773,527	▲ 26.0%
	-	-		-	-	
Motor Vehicles RORO (Units)	2,076	1,450	▲ 43%	7,639	5,663	▲ 35%



OCTOBER 2023

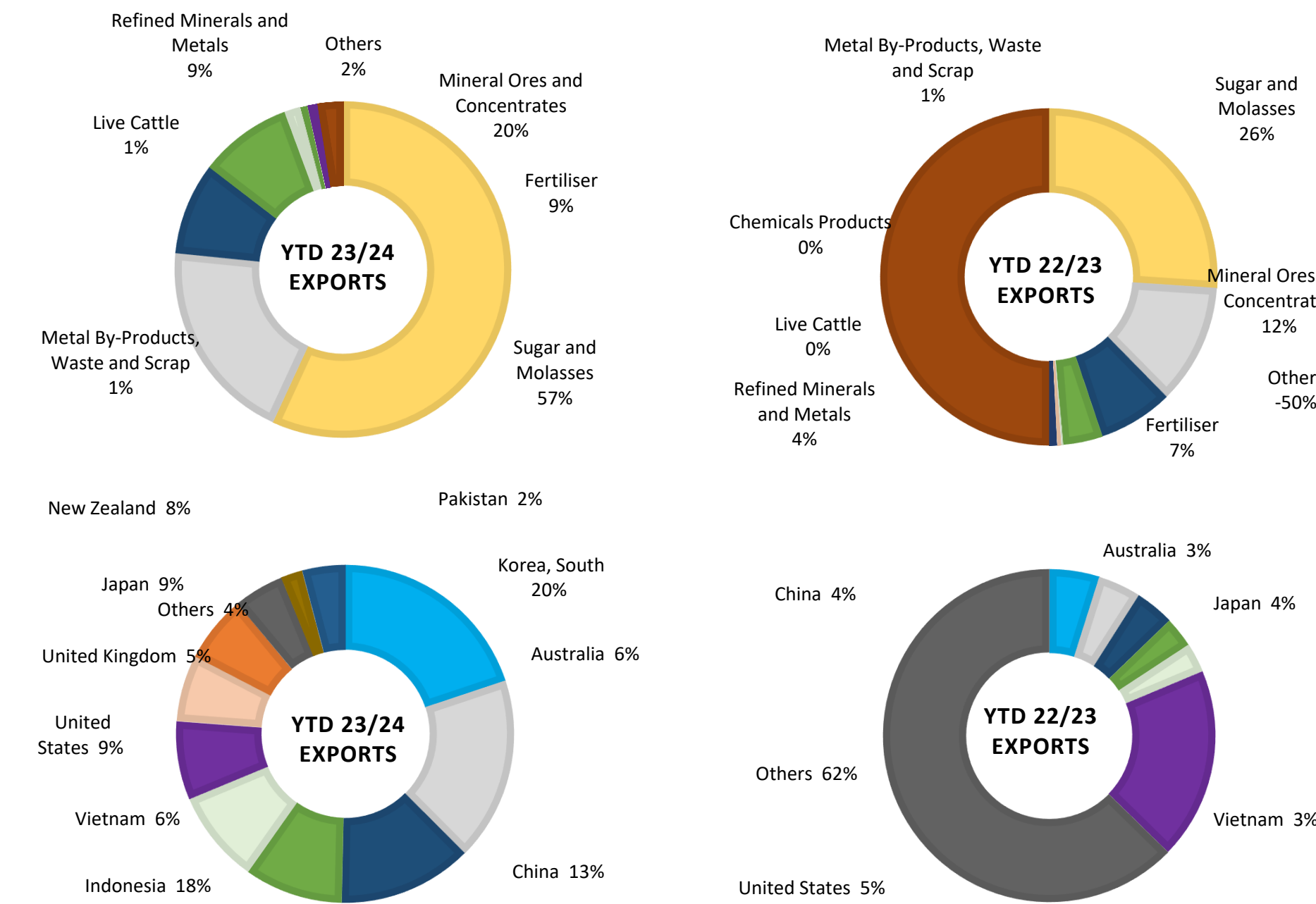
EXPORTS by Commodity and Country | Tonne

Disclaimer: Port of Townsville Ltd gives no guarantee regarding this information and accepts no liability for any inconvenience, or any direct or consequential loss, arising from reliance upon this information.



Tonne	OCT 2023	OCT 2022	% Variance	YTD 2023/24	YTD 2022/23	% Variance
Sugar and Molasses	378,400	199,000	▲ 90%	1,208,205	921,051	▲ 31%
Mineral Ores and Concentrates	126,252	97,568	▲ 29%	419,161	409,107	▲ 2%
Fertiliser	27,026	84,852	▼ 68%	187,675	254,242	▼ 26%
Refined Minerals and Metals	48,843	38,424	▲ 27%	189,620	135,533	▲ 40%
Live Cattle	9,872	3,569	▲ 177%	32,611	13,764	▲ 137%
Chemicals Products	113	5,287	▼ 98%	765	5,611	▼ 86%
Foods and Grains	5,097	2,136	▲ 139%	20,599	6,003	▲ 243%
Animal Feedstuffs	2,959	1,974	▲ 50%	9,744	7,564	▲ 29%
Crude Materials	796	7,210	▼ 89%	35,151	8,659	▲ 306%
Manufactured Goods	1,535	981	▲ 56%	3,486	2,980	▲ 17%
Metal By-Products, Waste and Scrap	1,350	4,455	▼ 70%	14,808	26,997	▼ 45%
Plant, Machinery and Equipments	284	201	▲ 42%	1,059	1,512	▼ 30%
Others	397	559	▼ 29%	1,534	1,437	▲ 7%
Total Export	602,923	446,215	▲ 35.1%	2,124,418	1,794,460	▲ 18.4%

Live Cattle (Head)	6,916	88	▲ 100%	65,222	27,527	▲ 137%
--------------------	-------	----	--------	--------	--------	--------



OCTOBER 2023

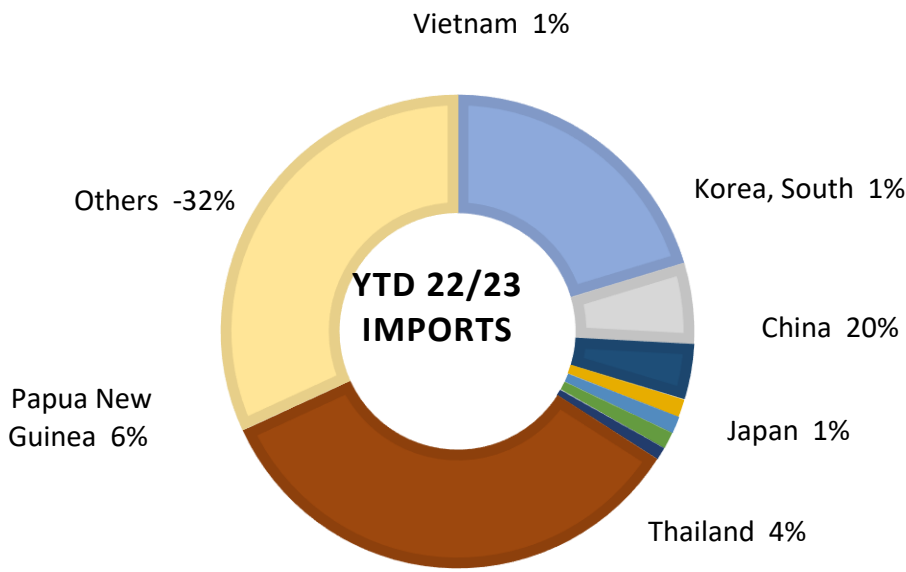
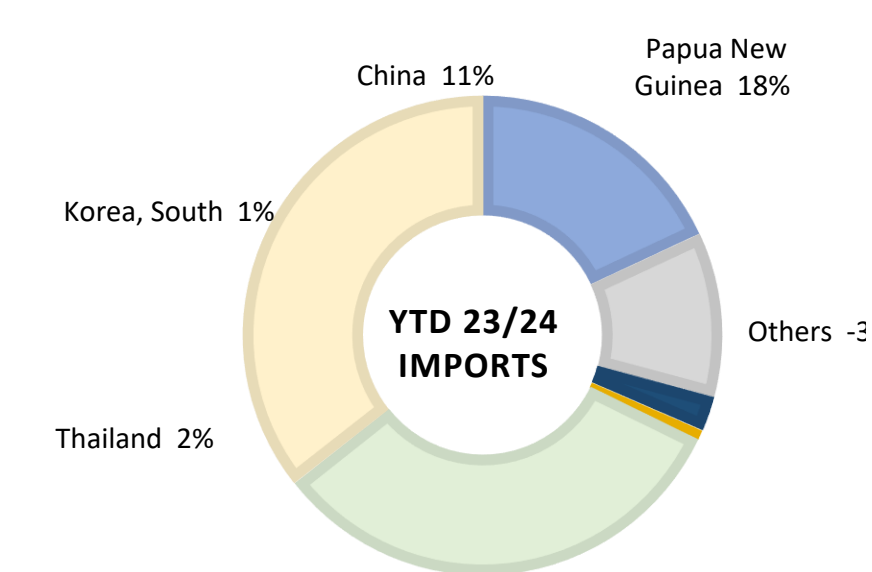
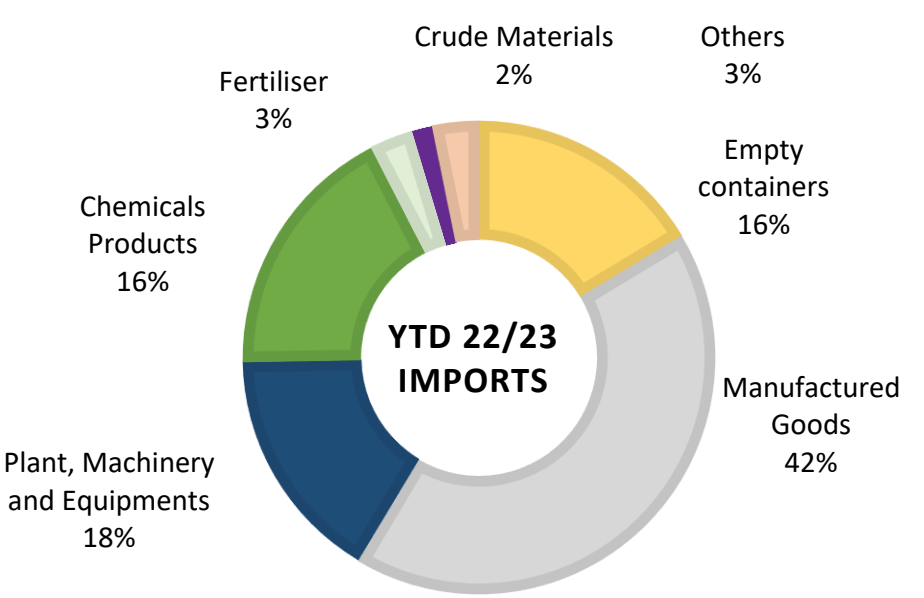
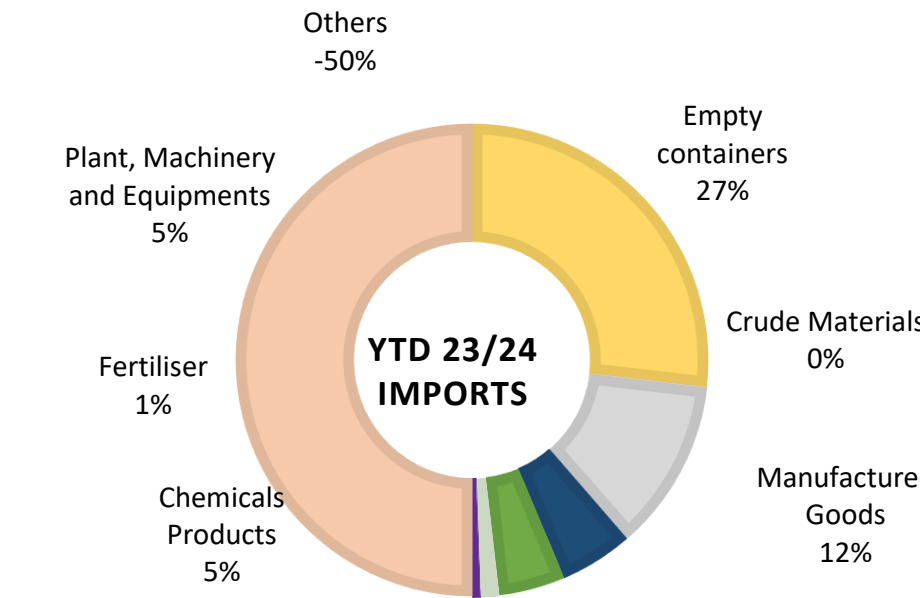
IMPORTS by Commodity and Country | TEU

Disclaimer: Port of Townsville Ltd gives no guarantee regarding this information and accepts no liability for any inconvenience, or any direct or consequential loss, arising from reliance upon this information.



				OCT 2022	YTD 2022/23			YTD 2021/22
TEU	Full	Empty	Total	% Variance	Full	Empty	Total	% Variance
20ft	713	1,411	2,124	▲ 83%	713	1,411	2,124	▲ 83%
40ft	734	2	736	▼ 25%	734	2	736	▼ 25%
Others	-	-	-	-	-	-	-	▲ 0%
Total Import	1,447	1,413	2,860	▲ 33.8%	1,447	1,413	2,860	▲ 33.8%
				2,860				565

TEU	OCT 2023	OCT 2022	% Variance	YTD 2022/23	YTD 2021/22	% Variance
Empty containers	1,417	325	▲ 336%	1,417	325	▲ 336%
Manufactured Goods	350	936	▼ 63%	350	936	▼ 63%
Plant, Machinery and Equipments	201	394	▼ 49%	201	394	▼ 49%
Chemicals Products	171	362	▼ 53%	171	362	▼ 53%
Fertiliser	90	61	▲ 48%	90	61	▲ 48%
Crude Materials	16	10	▲ 60%	16	10	▲ 60%
Refined Minerals and Metals	36	28	▲ 29%	36	28	▲ 29%
Animal Feedstuffs	5	3	▲ 67%	5	3	▲ 67%
Others	-	2,119	▲ 8%	9	19	▼ 53%
Total Import	-	-	▲ 100.0%	2,295	2,138	▲ 7.3%



OCTOBER 2023

Disclaimer: Port of Townsville Ltd gives no guarantee regarding this information and accepts no liability for any inconvenience, or any direct or consequential loss, arising from reliance upon this information.



TEU				OCT 2022	YTD 2022/23			YTD 2021/22
	Full	Empty	Total	% Variance	Full	Empty	Total	% Variance
20ft	1,502	116	1,618	▲ 6%	6,198	246	6,444	▲ 57%
40ft	128	490	618	▼ 19%	294	2,068	2,362	▼ 13%
Total Export	1,630	606	2,236	▲ 0.0%	6,492	2,314	8,806	▲ 0.0%
			2,236				6,570	

TEU		OCT 2022	% Variance	YTD 2022/23	YTD 2021/22	% Variance
Refined Minerals and Metals	1,187	832	▲ 43%	1,187	832	▲ 43%
Empty containers	606	1,169	▼ 48%	606	1,169	▼ 48%
Mineral Ores and Concentrates	8	3	▲ 167%	8	3	▲ 167%
Foods and Grains	142	88	▲ 61%	142	88	▲ 61%
Crude Materials	70	23	▲ 204%	70	23	▲ 204%
Metal By-Products, Waste and Scrap	66	21	▲ 214%	66	21	▲ 214%
Animal Feedstuffs	35	32	▲ 9%	35	32	▲ 9%
Manufactured Goods	85	96	▼ 11%	85	96	▼ 11%
Plant, Machinery and Equipments	26	14	▲ 86%	26	14	▲ 86%
Fertiliser	-	1	▼ 100%	-	1	▼ 100%
Chemicals Products	5	13	▼ 62%	5	13	▼ 62%
Others	-	2,230	-	6	-	-
Total Export	-	2,292	▼ 100.0%	2,236	2,292	▼ 2.4%
	-	2,292		-	-	

