

DECEMBER 2021

TRADE OVERVIEW

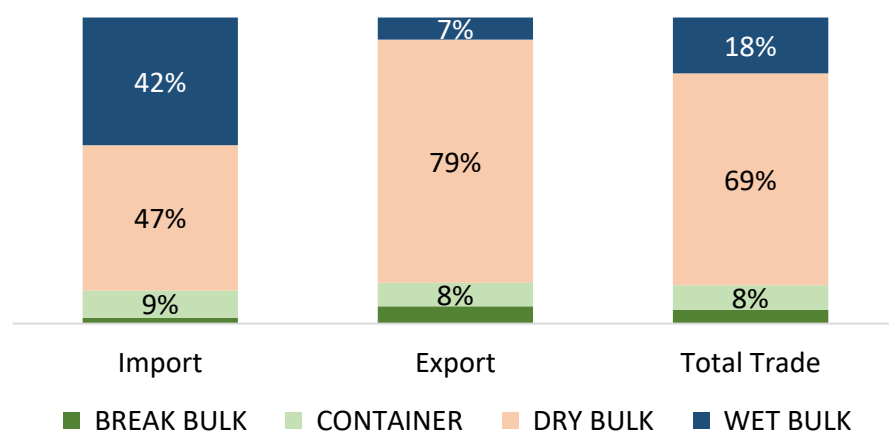
Disclaimer: Port of Townsville Ltd gives no guarantee regarding this information and accepts no liability for any inconvenience, or any direct or consequential loss, arising from reliance upon this information.



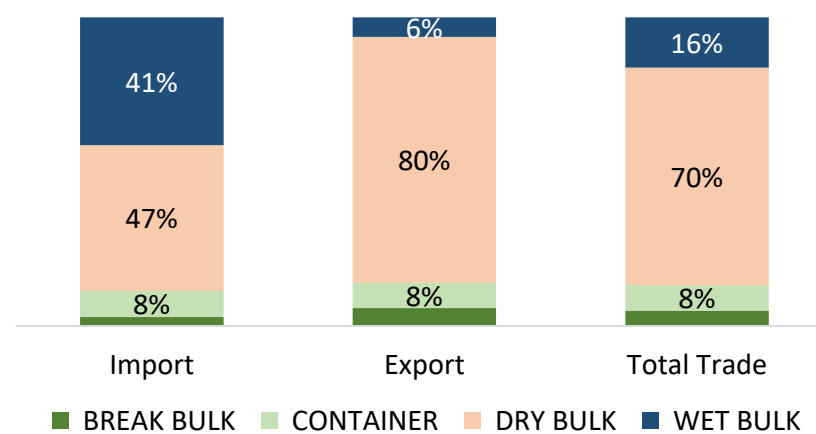
Tonne	DEC 2021			DEC 2020	YTD 2021/22			YTD 2020/21
	Import	Export	Total	% Variance	Import	Export	Total	% Variance
DRY BULK	95,730	317,241	412,972	▲ 5.5%	654,925	2,336,660	2,991,584	▲ 0.6%
WET BULK	72,512	15,003	87,515	▼ 22.8%	575,918	212,705	788,622	▲ 14.9%
CONTAINER	22,749	41,661	64,410	▲ 14.7%	124,115	225,660	349,775	▲ 0.0%
BREAK BULK	4,937	14,142	19,079	▲ 17.0%	25,570	166,475	192,046	▼ 8.6%
Total Tonnage	195,929	388,047	583,976	▲ 1.2%	1,380,528	2,941,499	4,322,027	▲ 2.4%

TEU	DEC 2021			DEC 2020	YTD 2021/22			YTD 2020/21
	Import	Export	Total	% Variance	Import	Export	Total	% Variance
FULL	1,722	1,750	3,472	▲ 8.4%	9,618	9,523	19,141	▲ 3.5%
EMPTY	863	686	1,549	▲ 34.8%	5,099	4,762	9,861	▲ 7.5%
Total TEUs	2,585	2,436	5,021	▲ 15.4%	14,717	14,285	29,002	▲ 4.9%

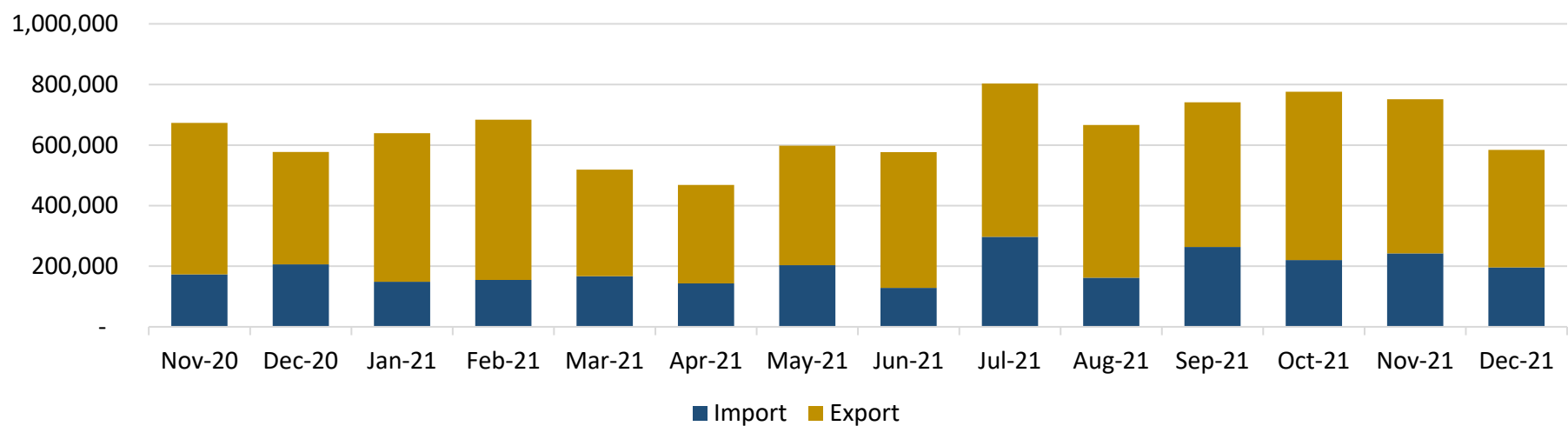
YTD 21/22 IMPORT-EXPORT BY MODE



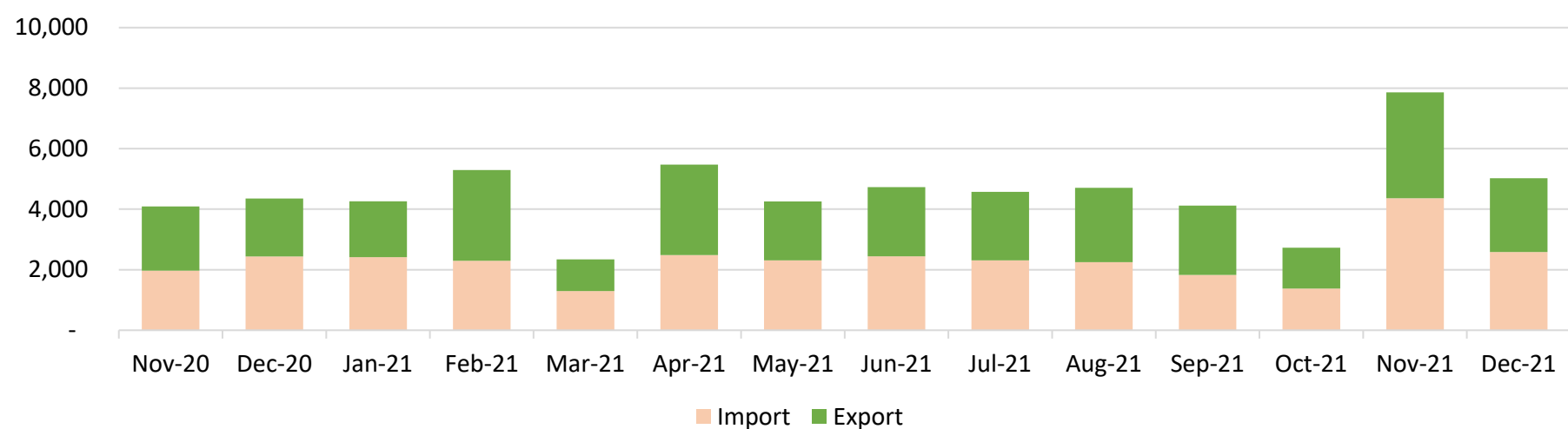
YTD 20/21 IMPORT-EXPORT BY MODE



ROLLING 12 MONTHS IMPORT - EXPORT | TONNE



ROLLING 12 MONTHS IMPORT - EXPORT | TEU



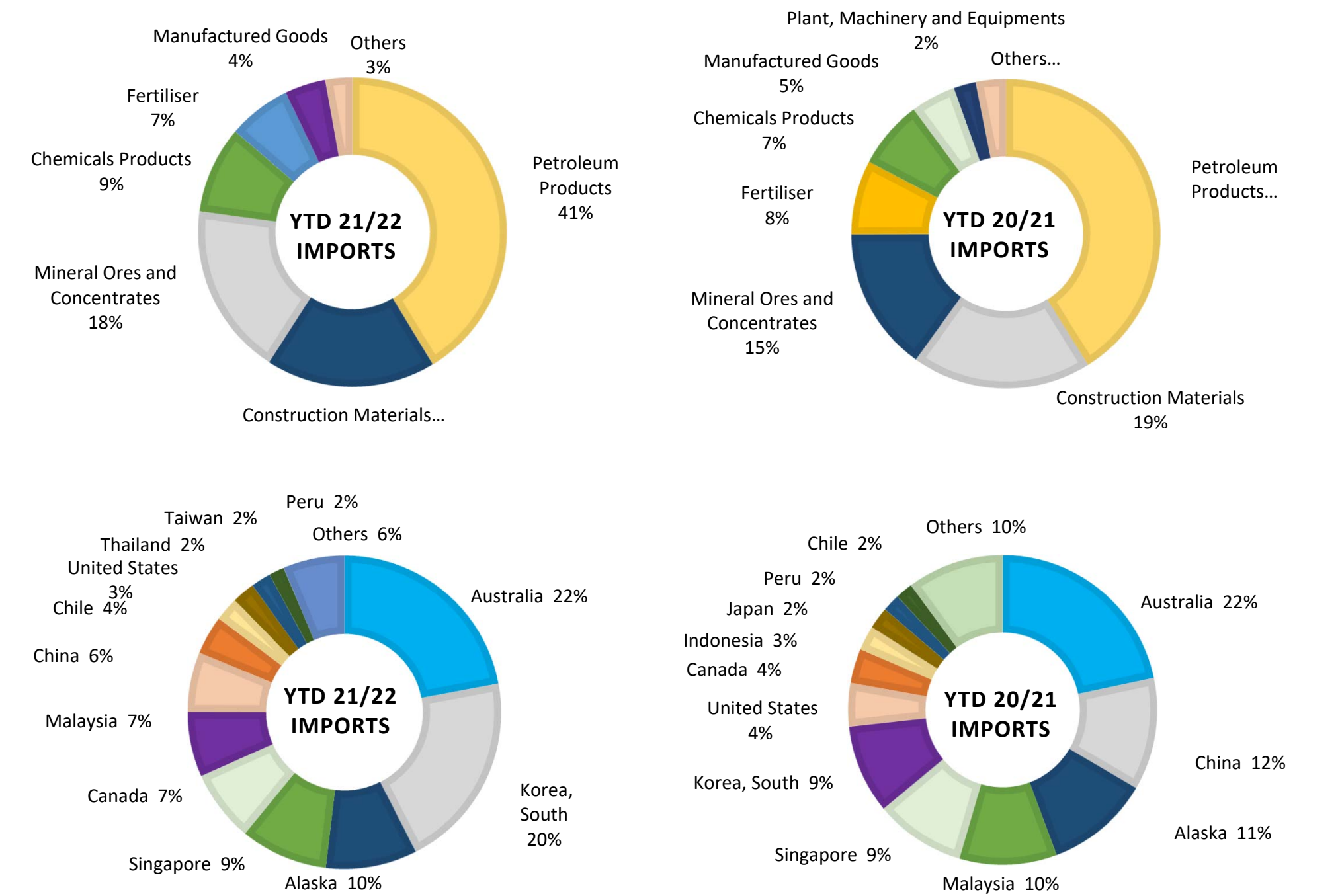
DECEMBER 2021

IMPORTS by Commodity and Country | Tonne

Disclaimer: Port of Townsville Ltd gives no guarantee regarding this information and accepts no liability for any inconvenience, or any direct or consequential loss, arising from reliance upon this information.



Tonne	DEC 2021	DEC 2020	% Variance	YTD 2021/22	YTD 2020/21	% Variance
Petroleum Products	71,211	84,078	▼ 15%	570,311	491,661	▲ 16%
Construction Materials	42,018	40,165	▲ 5%	245,760	224,854	▲ 9%
Mineral Ores and Concentrates	43,356	43,563	▼ 0%	249,209	190,702	▲ 31%
Fertiliser	1,313	5,974	▼ 78%	91,177	93,111	▼ 2%
Chemicals Products	20,082	9,987	▲ 101%	125,693	85,434	▲ 47%
Manufactured Goods	11,328	8,703	▲ 30%	59,241	56,134	▲ 6%
Animal Feedstuffs	229	7,153	▼ 97%	1,083	20,864	▼ 95%
Plant, Machinery and Equipments	5,704	5,437	▲ 5%	31,773	27,808	▲ 14%
Crude Materials	547	371	▲ 47%	5,041	2,600	▲ 94%
Refined Minerals and Metals	23	447	▼ 95%	410	2,137	▼ 81%
Metal By-Products, Waste and Scrap	72	91	▼ 20%	351	291	▲ 20%
Foods and Grains	-	66	▼ 100%	121	276	▼ 56%
Others	47	49	▼ 5%	413	469	▼ 12%
Total Import	195,929	206,084	▼ 4.9%	1,380,582	1,196,341	▲ 15.4%
	-	-		-	-	
Motor Vehicles RORO (Units)	1,779	1,891	▼ 6%	7,674	8,728	▼ 12%



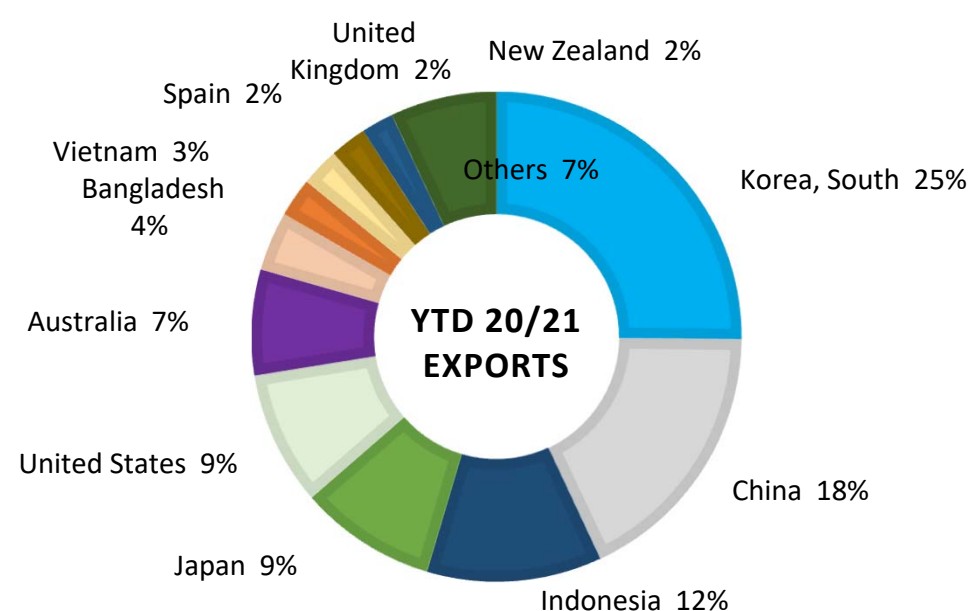
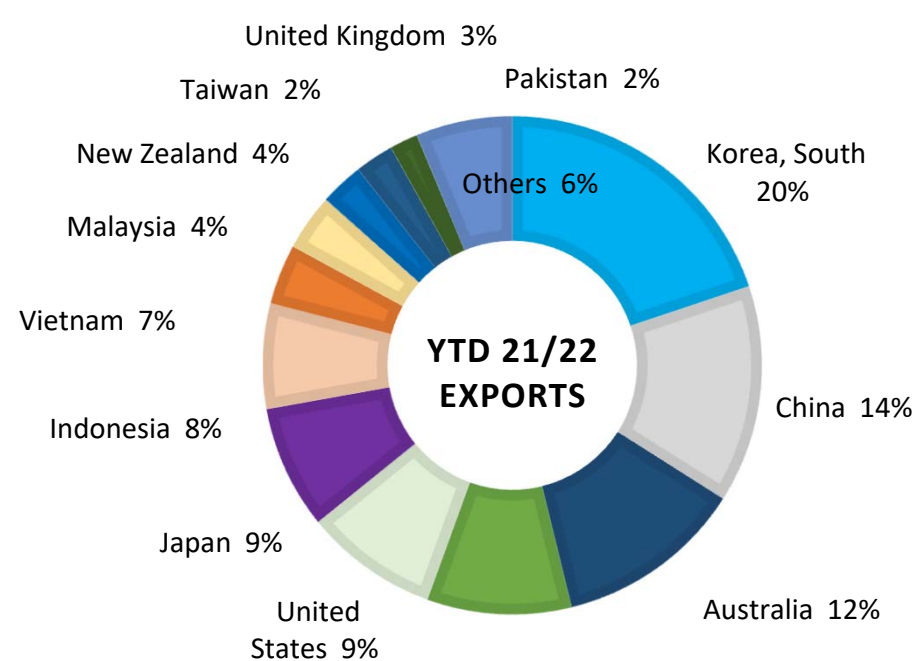
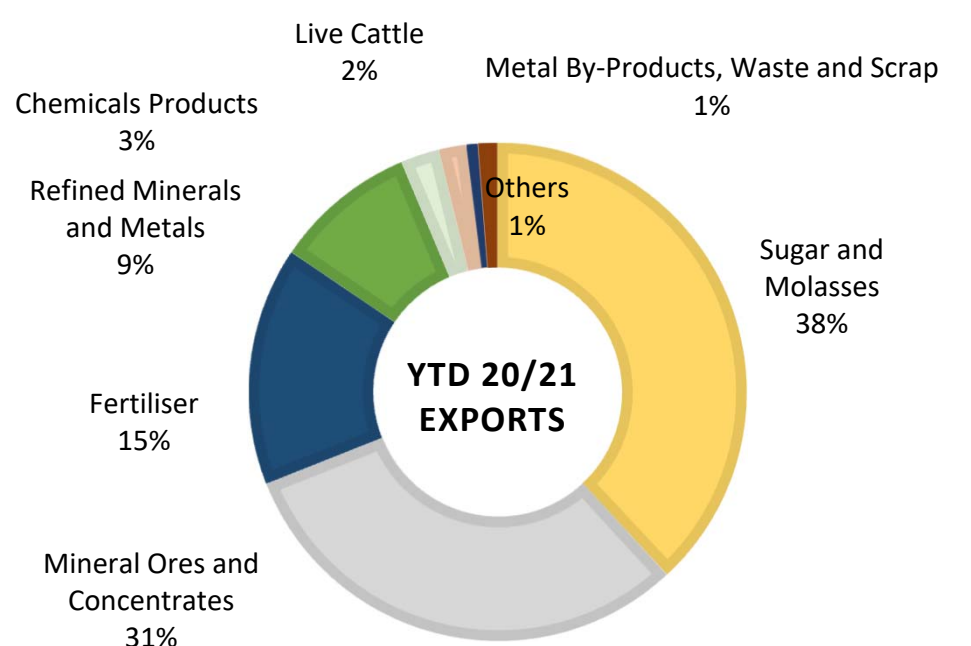
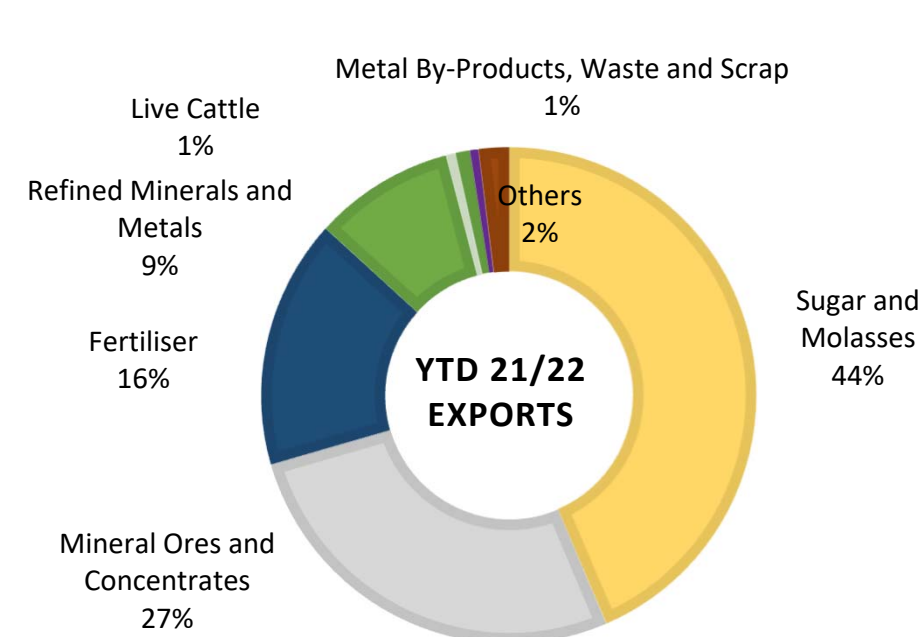
DECEMBER 2021

EXPORTS by Commodity and Country | Tonne

Disclaimer: Port of Townsville Ltd gives no guarantee regarding this information and accepts no liability for any inconvenience, or any direct or consequential loss, arising from reliance upon this information.



Tonne	DEC 2021	DEC 2020	% Variance	YTD 2021/22	YTD 2020/21	% Variance
Sugar and Molasses	95,003	100,500	▼ 5%	1,281,853	1,151,284	▲ 11%
Mineral Ores and Concentrates	178,417	150,252	▲ 19%	792,216	934,390	▼ 15%
Fertiliser	66,653	59,794	▲ 11%	477,472	467,680	▲ 2%
Refined Minerals and Metals	40,996	33,097	▲ 24%	269,742	278,611	▼ 3%
Live Cattle	-	4,123	▼ 100%	18,303	53,376	▼ 66%
Chemicals Products	667	19,359	▼ 97%	32,562	76,695	▼ 58%
Foods and Grains	1,508	571	▲ 164%	16,446	9,800	▲ 68%
Animal Feedstuffs	2,896	1,246	▲ 132%	13,369	15,897	▼ 16%
Crude Materials	681	303	▲ 125%	3,614	5,541	▼ 35%
Manufactured Goods	202	578	▼ 65%	3,162	4,171	▼ 24%
Metal By-Products, Waste and Scrap	964	875	▲ 10%	27,872	22,823	▲ 22%
Plant, Machinery and Equipments	61	302	▼ 80%	1,667	2,439	▼ 32%
Others	-	101	▼ 100%	3,201	194	▲ 1548%
Total Export	388,047	371,101	▲ 4.6%	2,941,480	3,022,901	▼ 2.7%
	-	-		-	-	
Live Cattle (Head)	-	8,245	▼ 100%	36,605	106,751	▼ 66%



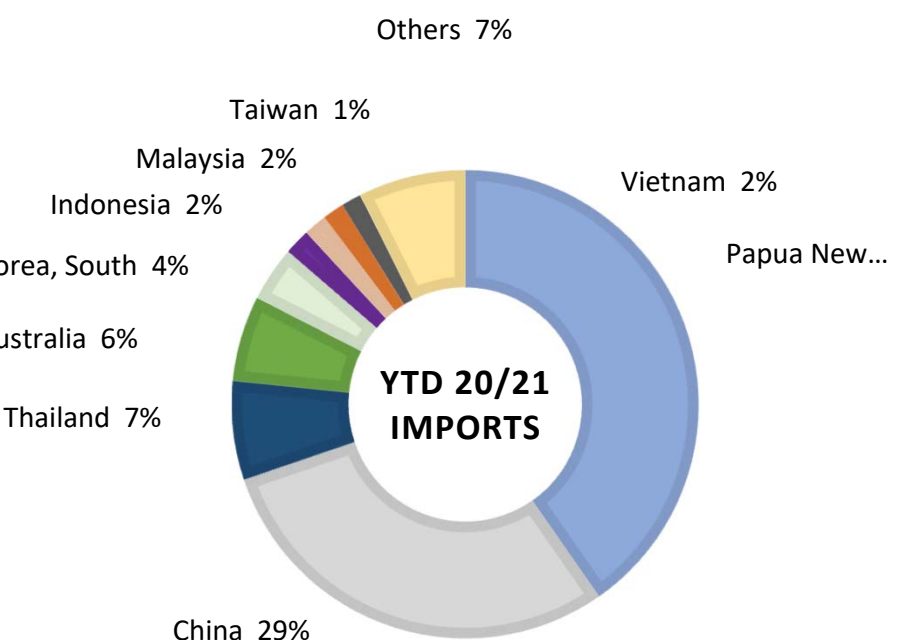
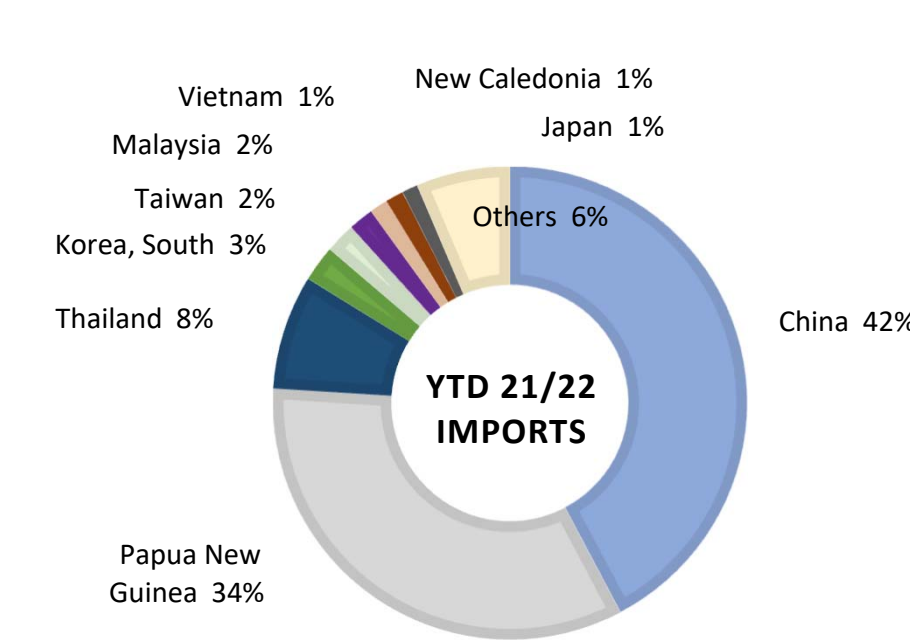
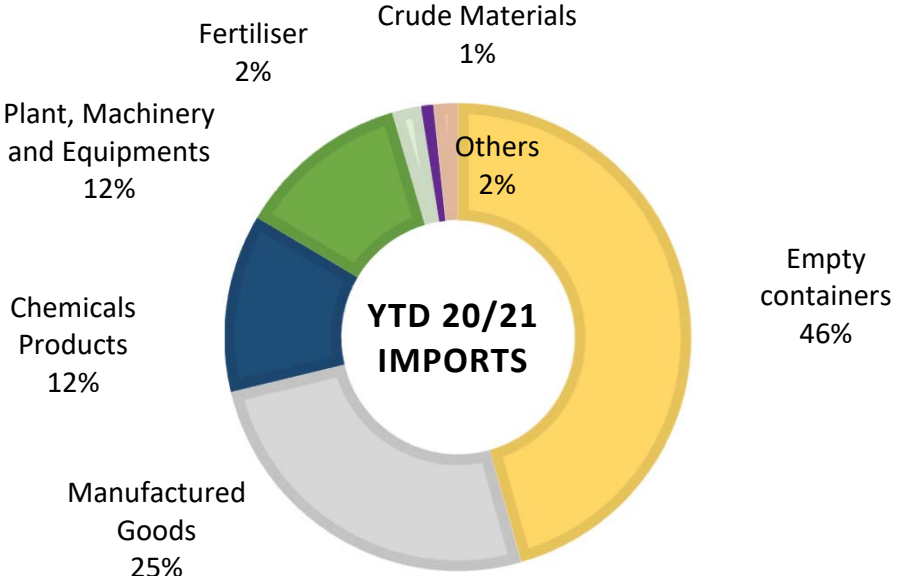
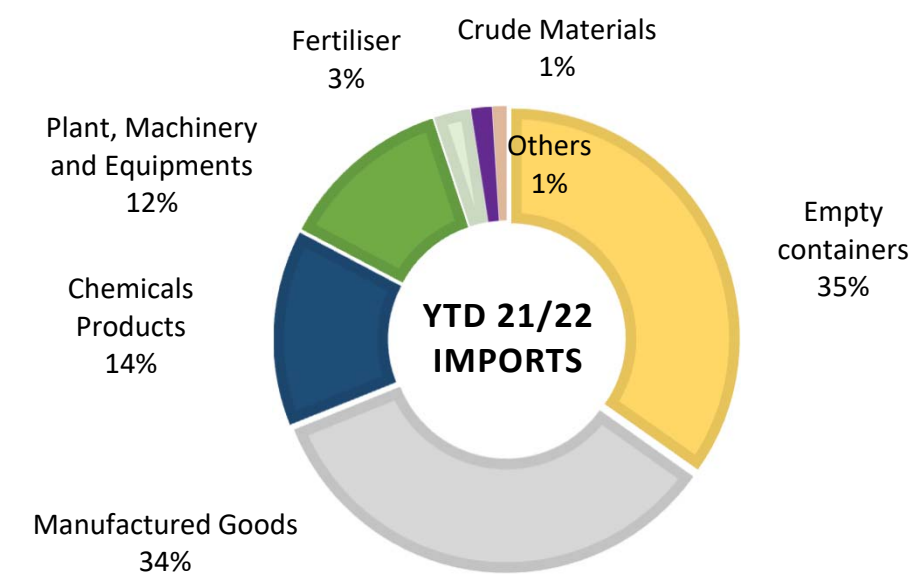
DECEMBER 2021
IMPORTS by Commodity and Country | TEU

Disclaimer: Port of Townsville Ltd gives no guarantee regarding this information and accepts no liability for any inconvenience, or any direct or consequential loss, arising from reliance upon this information.



TEU	DEC 2021			DEC 2020	YTD 2021/22			YTD 2020/21
	Full	Empty	Total	% Variance	Full	Empty	Total	% Variance
20ft	834	857	1,691	▲ 10%	4,830	4,977	9,807	▼ 7%
40ft	888	6	894	▼ 1%	4,786	112	4,898	▲ 27%
Others	-	-	-	-	2	10	12	▲ 400%
Total Import	1,722	863	2,585	▲ 5.9%	9,618	5,099	14,717	▲ 2.5%

TEU	DEC 2021	DEC 2020	% Variance	YTD 2021/22	YTD 2020/21	% Variance
Empty containers	869	817	▲ 6%	5,122	6,548	▼ 22%
Manufactured Goods	828	807	▲ 3%	5,019	3,672	▲ 37%
Plant, Machinery and Equipments	380	358	▲ 6%	1,798	1,709	▲ 5%
Chemicals Products	404	358	▲ 13%	2,033	1,767	▲ 15%
Fertiliser	60	41	▲ 46%	380	289	▲ 31%
Crude Materials	23	15	▲ 53%	219	122	▲ 80%
Refined Minerals and Metals	2	32	▼ 94%	29	149	▼ 81%
Animal Feedstuffs	15	1	▲ 1400%	67	59	▲ 14%
Others	4	11	▼ 64%	50	33	▲ 50%
Total Import	2,585	2,440	▲ 5.9%	14,717	14,348	▲ 2.6%



DECEMBER 2021

EXPORTS by Commodity and Country | TEU

Disclaimer: Port of Townsville Ltd gives no guarantee regarding this information and accepts no liability for any inconvenience, or any direct or consequential loss, arising from reliance upon this information.



TEU	DEC 2021			DEC 2020	YTD 2021/22			YTD 2020/21
	Full	Empty	Total	% Variance	Full	Empty	Total	% Variance
20ft	1,690	32	1,722	▲ 11%	8,875	650	9,525	▼ 7%
40ft	60	654	714	▲ 97%	648	4,112	4,760	▲ 54%
Total Export	1,750	686	2,436	▲ 27.5%	9,523	4,762	14,285	▲ 7.3%

TEU	DEC 2021	DEC 2020	% Variance	YTD 2021/22	YTD 2020/21	% Variance
Refined Minerals and Metals	1,141	1,073	▲ 6%	6,016	7,308	▼ 18%
Empty containers	686	347	▲ 98%	4,761	2,636	▲ 81%
Mineral Ores and Concentrates	371	201	▲ 85%	1,739	1,442	▲ 21%
Foods and Grains	63	23	▲ 174%	591	405	▲ 46%
Crude Materials	48	13	▲ 269%	257	398	▼ 35%
Metal By-Products, Waste and Scrap	42	51	▼ 18%	268	220	▲ 22%
Animal Feedstuffs	15	-	▲ 100%	131	150	▼ 13%
Manufactured Goods	18	40	▼ 55%	265	270	▼ 2%
Plant, Machinery and Equipments	4	21	▼ 81%	144	180	▼ 20%
Fertiliser	16	125	▼ 87%	22	219	▼ 90%
Chemicals Products	32	17	▲ 88%	89	81	▲ 10%
Others	-	-		2	-	
Total Export	2,436	1,911	▲ 27.5%	14,285	13,309	▲ 7.3%

