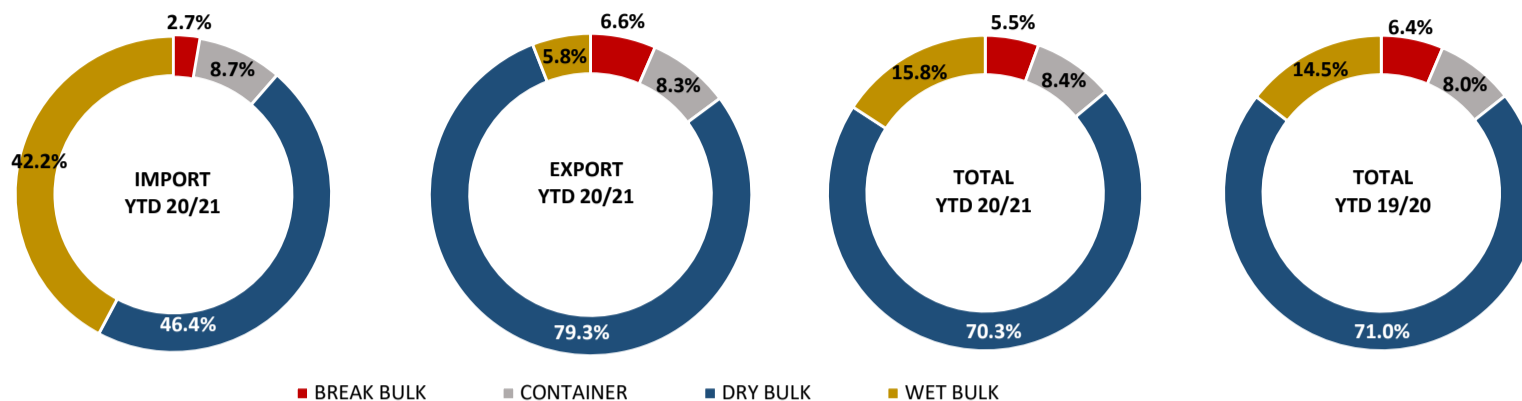


SUMMARY BULKS & CONTAINERISED Goods Tonne	MAR 2020	YTD FY20	MAR 2021		YTD FY21		MAR 2021	YTD FY21
	Total (% Chg)	Total (% Chg)	Import	Export	Import	Export	Total	Total
BREAK BULK	▲ 45.2%	▼ 17.4%	4,383	72,331	44,721	289,969	76,714	334,690
CONTAINER	▼ 19.6%	▼ 0.8%	7,535	15,387	145,020	348,874	22,923	493,893
DRY BULK	▼ 42.5%	▼ 5.6%	68,847	231,036	773,398	3,498,018	299,883	4,271,416
WET BULK	▲ 69.1%	▲ 3.6%	86,268	32,991	703,044	257,827	119,259	960,871
Grand Total	▲ 1.2%	▼ 4.7%	167,034	351,746	1,666,184	4,394,687	518,780	6,060,871

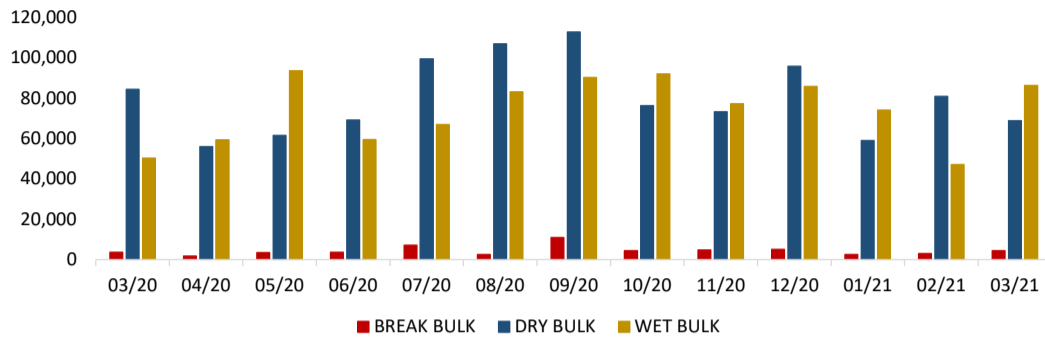


Vessel Category	LOA Group	GRT Group	Commodity	MAR 2021		YTD FY21		MAR 2021	YTD FY21
				Import	Export	Import	Export	Total	Total
BULK CARRIER	> 182.9	20,001 - 25,000	Fertiliser				30,259	-	30,259
			Mineral Ores and Concentrates	22,740		22,740	106,474	22,740	129,214
			Sugar and By-Products				40,711	-	40,711
		25,001 - 30,000	Fertiliser			4,998		-	4,998
			Mineral Ores and Concentrates				47,934	-	47,934
			Sugar and By-Products				330,000	-	330,000
		30,001 - 35,000	Fertiliser				253,493	-	253,493
			Mineral Ores and Concentrates			130,505	60,278	-	190,783
			Refined Minerals and Metals				12,703	-	12,703
		35,001 - 40,000	Sugar and By-Products				441,594	-	441,594
			Fertiliser				100,021	-	100,021
			Refined Minerals and Metals				15,501	-	15,501
	121.9 - 182.9	10,000 - 15,000	Sugar and By-Products		42,000		92,000	42,000	92,000
			Fertiliser			15,143		-	15,143
			Mineral Ores and Concentrates		16,507		16,507	16,507	16,507
		15,001 - 20,000	Construction Materials	25,003		321,812		25,003	321,812
			Mineral Ores and Concentrates			19,986		-	19,986
			Fertiliser		27,820	8,019	116,259	27,820	124,278
		20,001 - 25,000	Metal By-Products, Waste and Scrap				9,588	-	9,588
			Mineral Ores and Concentrates		39,259		243,916	39,259	243,916
			Sugar and By-Products				253,600	-	253,600
		25,001 - 30,000	Animal Feedstuffs			12,664		-	12,664
			Fertiliser	7,842	61,018	64,854	207,513	68,860	272,367
			Manufactured Goods			10,667		-	10,667
Metal By-Products, Waste and Scrap					9,094	-	9,094		
Mineral Ores and Concentrates			30,304	65,533	662,475	30,304	728,008		
Refined Minerals and Metals			28,512		96,406	28,512	96,406		
> 182.9	25,001 - 30,000	Sugar and By-Products				194,648	-	194,648	
		Fertiliser	13,263		24,251		13,263	24,251	
		Animal Feedstuffs				7,132	-	7,132	
		Fertiliser				7,488	-	7,488	
		Mineral Ores and Concentrates				31,323	-	31,323	
		Sugar and By-Products				54,392	-	54,392	
	30,001 - 35,000	Animal Feedstuffs				423	-	423	
		Chemicals Products (including sulphates)	1,148		13,911	15	1,148	13,926	
		Crude Materials				387	-	387	
		Empty containers				397	-	397	
		Fertiliser	48		1,338	198	48	1,536	
		Foods and Grains	23		266	500	23	766	
121.9 - 182.9	< 10,000	Manufactured Goods	239		6,603	1,753	239	8,356	
		Metal By-Products, Waste and Scrap				199	281	-	481
		Petroleum Products				118	-	118	
		Plant, Machinery and Equipments	34		2,441		34	2,441	
		Refined Minerals and Metals				1,166	62,438	-	63,604
		Chemicals Products (including sulphates)				6,884	-	6,884	
	10,000 - 15,000	Empty containers	-			14	-	14	
		Fertiliser				48	-	48	
		Foods and Grains				23	-	23	
		Manufactured Goods	36		1,166	457	36	1,623	
		Metal By-Products, Waste and Scrap				112	492	-	604
		Mineral Ores and Concentrates				3,021	-	3,021	
> 182.9	< 10,000	Plant, Machinery and Equipments				720	-	720	
		Refined Minerals and Metals				2,525	-	2,525	
		Animal Feedstuffs				532	1,719	-	2,251
		Chemicals Products (including sulphates)				15,043	14	-	15,057
		Crude Materials				1,927	3,440	-	5,367
		Empty containers				63		-	63
	10,000 - 15,000	Fertiliser				3,610	-	3,610	
		Foods and Grains				233	-	233	
		Manufactured Goods	432	93	8,461	712	524	9,174	
		Mineral Ores and Concentrates				25	-	25	
		Plant, Machinery and Equipments				622	88	-	711
		Refined Minerals and Metals				2,525	-	2,525	
> 182.9	10,000 - 15,000	Animal Feedstuffs				532	1,719	-	2,251
		Chemicals Products (including sulphates)				15,043	14	-	15,057
		Crude Materials				1,927	3,440	-	5,367
		Empty containers				63		-	63
		Fertiliser				3,610	-	3,610	
		Foods and Grains				233	-	233	
> 182.9	10,000 - 15,000	Manufactured Goods				17,967	258	-	18,225
		Metal By-Products, Waste and Scrap				476	-	476	
		Mineral Ores and Concentrates				35,141	-	35,141	

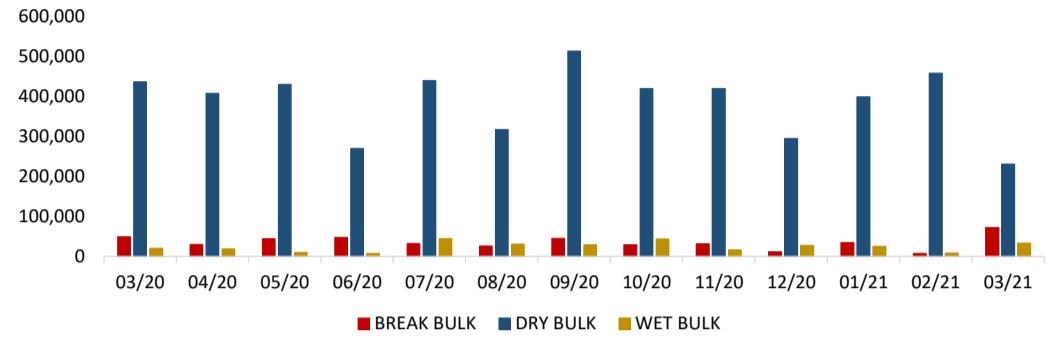
Vessel Category	LOA Group	GRT Group	Commodity	MAR 2021		YTD FY21		MAR 2021	YTD FY21	
				Import	Export	Import	Export	Total	Total	
		15,001 - 20,000	Plant, Machinery and Equipments			5,499	11	-	5,511	
			Refined Minerals and Metals				40,100	-	40,100	
			Animal Feedstuffs	21		263	23	21	285	
			Construction Materials			23		-	23	
			Chemicals Products (including sulphates)	800	96	10,920	633	896	11,554	
			Crude Materials	417		1,445	1,568	417	3,013	
			Empty containers	113	322	149	656	435	805	
			Fertiliser	432		3,095	8,036	432	11,130	
			Foods and Grains			44	11,640	-	11,684	
			Manufactured Goods	2,802	918	18,334	3,746	3,720	22,081	
			Metal By-Products, Waste and Scrap		15	48	3,911	15	3,959	
			Mineral Ores and Concentrates		18		687	18	687	
			Plant, Machinery and Equipments	804	216	4,372	4,251	1,020	8,622	
			Refined Minerals and Metals			9,555	1,445	9,555	108,708	
			20,001 - 25,000	Animal Feedstuffs				1,290	-	1,290
		Construction Materials				25		-	25	
		Chemicals Products (including sulphates)				3,694		-	3,694	
		Crude Materials				334	714	-	1,048	
		Empty containers						-		
		Fertiliser				1,068		-	1,068	
		Foods and Grains				119		-	119	
		Manufactured Goods				5,130	116	-	5,246	
		Metal By-Products, Waste and Scrap					343	-	343	
		GENERAL CARGO	< 121.9	< 10,000	Commodities not specified according to kind	1		1		1
Empty containers								-	-	
Manufactured Goods	305					3,135		305	3,135	
Mineral Ores and Concentrates							4,618	-	4,618	
Plant, Machinery and Equipments	24					58		24	58	
Refined Minerals and Metals					7,107		16,119	7,107	16,119	
> 182.9	20,001 - 25,000		Plant, Machinery and Equipments			263		-	263	
121.9 - 182.9	< 10,000		Chemicals Products (including sulphates)	21		21		21	21	
			Commodities not specified according to kind			0		-	0	
			Empty containers				15	-	15	
			Manufactured Goods	901		4,818	202	901	5,020	
			Mineral Ores and Concentrates			5,603	21,061	-	26,664	
			Plant, Machinery and Equipments			1,254		-	1,254	
	Refined Minerals and Metals			7,009	40	31,028	7,009	31,068		
	20,001 - 25,000		Fertiliser			2,541	3,009	-	5,550	
			Fertiliser			28,681		-	28,681	
	LIVESTOCK		< 121.9	< 10,000	Animal Feedstuffs		632		1,405	632
Crude Materials						1		1	1	1
Livestock						3,116		7,035	3,116	7,035
> 182.9			35,001 - 40,000	Animal Feedstuffs				3,817	-	3,817
Livestock						12,594	-	12,594		
121.9 - 182.9			10,000 - 15,000	Animal Feedstuffs		1,687		11,953	1,687	11,953
				Livestock		9,898		49,503	9,898	49,503
25,001 - 30,000			Animal Feedstuffs				2,098	-	2,098	
	Livestock				12,805	-	12,805			
OPEN HATCH CARGO SHIP	> 182.9	20,001 - 25,000	Fertiliser			10,408	5,013	-	15,421	
		35,001 - 40,000	Mineral Ores and Concentrates				12,015	-	12,015	
	121.9 - 182.9	20,001 - 25,000	Manufactured Goods			1,651		-	1,651	
			Metal By-Products, Waste and Scrap		16,658		16,658	16,658	16,658	
			Mineral Ores and Concentrates		11,813		61,162	11,813	61,162	
			Sugar and By-Products				28,000	-	28,000	
	25,001 - 30,000	Fertiliser			6,468		-	6,468		
		Mineral Ores and Concentrates				23,605	-	23,605		
		Sugar and By-Products				36,900	-	36,900		
		Fertiliser			14,572		-	14,572		
TANKER	< 121.9	< 10,000	Chemicals Products (including sulphates)				10,001	-	10,001	
			Petroleum Products	1,410		17,892		1,410	17,892	
			Sugar and By-Products		8,500		91,242	8,500	91,242	
	> 182.9	20,001 - 25,000	Petroleum Products			7,577	83	-	7,659	
		25,001 - 30,000	Petroleum Products	71,460		518,074		71,460	518,074	
		30,001 - 35,000	Petroleum Products	10,497		54,903		10,497	54,903	
		40,001 - 45,000	Petroleum Products			62,912		-	62,912	
	121.9 - 182.9	< 10,000	Chemicals Products (including sulphates)				47,005	-	47,005	
			Foods and Grains		2,167		2,167	2,167	2,167	
			Petroleum Products			16,237		-	16,237	
			Sugar and By-Products		2,305		52,306	2,305	52,306	
		10,000 - 15,000	Chemicals Products (including sulphates)			1,899	35,004	-	36,903	
			Petroleum Products	2,000		7,527		2,000	7,527	
			Chemicals Products (including sulphates)	900	20,019	3,051	20,019	20,919	23,070	
25,001 - 30,000	Petroleum Products			12,973		-	12,973			
VEHICLE CARRIER	> 182.9	> 55,000	Plant, Machinery and Equipments	1,562		19,924	621	1,562	20,545	
		35,001 - 40,000	Plant, Machinery and Equipments			342		-	342	
		40,001 - 45,000	Plant, Machinery and Equipments	460		2,418	35	460	2,453	
	121.9 - 182.9	45,001 - 50,000	Plant, Machinery and Equipments	1,295	27	1,295	27	1,321	1,321	
Grand Total				167,034	351,746	1,666,184	4,394,687	518,780	6,060,871	

SUMMARY BULKS Goods Tonnes	MAR 2020 Total (% Chg)	YTD FY20 Total (% Chg)	MAR 2021		YTD FY21		MAR 2021	YTD FY21
			Import	Export	Import	Export	Total	Total
BREAK BULK	▲ 45.2%	▼ 17.4%	4,383	72,331	44,721	289,969	76,714	334,690
DRY BULK	▼ 42.5%	▼ 5.6%	68,847	231,036	773,398	3,498,018	299,883	4,271,416
WET BULK	▲ 69.1%	▲ 3.6%	86,268	32,991	703,044	257,827	119,259	960,871
Grand Total	▼ 23.1%	▼ 5.0%	159,498	336,358	1,521,164	4,045,813	495,857	5,566,977

Monthly Imports by Bulk Type (Tonnes)



Monthly Exports by Bulk Type (Tonnes)



Bulk Mode	Region	Country (Origin/Destination)	Port (Origin/Destination)	Commodity	MAR 2021		YTD FY21		MAR 2021	YTD FY21	
					Import	Export	Import	Export	Total	Total	
BREAK BULK	East Asia	China	Nansha	Furnitures and fittings			178		-	178	
			Shanghai	Iron or steel articles			0		-	0	
				Refined non-ferrous metals		10,317		43,348	10,317	43,348	
			Changchun Longjia Internatio	Civil engineering & contractors' plant & equipment				65		65	
		Japan	Chofu	Tyres		911		8,086		911	8,086
			Hiroshima	Motor vehicles		283		1,238		283	1,238
			Kobe	Power-generating machinery and equipment				10		-	10
			Mizushima	Motor vehicles		90		550		90	550
			Nagoya - Aichi	Mechanical handling equipment and parts		5		157		5	157
				Motor vehicles		973		7,682		973	7,682
				Motor vehicles; parts and accessories				5		-	5
			Nakanoseki	Motor vehicles		102		685		102	685
			Toyohashi	Motor vehicles				276		-	276
			Yokohama	Commodities not specified according to kind		1		2		1	2
				Electrical machinery and equipment and parts				263		-	263
				Mechanical handling equipment and parts		21		105		21	105
				Motor vehicles		326		2,312		326	2,312
			Non-motorised vehicles and parts		23		43		23	43	
		Kanda	Motor vehicles		197		617		197	617	
		Korea, South	Busan	Civil engineering & contractors' plant & equipment				11		-	11
				Heating and cooling equipments and parts				17		-	17
				Mechanical handling equipment and parts				210		-	210
				Other machinery & equipment for specific industry				12		-	12
	Incheon		Scrap metals				9,094		-	9,094	
	Inchon		Civil engineering & contractors' plant & equipment				36		-	36	
			Motor vehicles; parts and accessories				0		-	0	
	Pusan		Heating and cooling equipments and parts		8		8		8	8	
	Pyongtaek		Motor vehicles				19		-	19	
	Ulsan		Motor vehicles				26		-	26	
	Mokpo	Motor vehicles				4		-	4		
	Taiwan	Kaohsiung	Iron and steel				10,062		-	10,062	
			Iron or steel articles				606		-	606	
		Keelung (Chilung)	Refined non-ferrous metals		3,799		3,799	3,799	3,799		
	Oceania	Australia	Fremantle	Civil engineering & contractors' plant & equipment				372		-	372
				Motor vehicles; parts and accessories				1		-	1
		New Zealand	Tauranga	Electrical machinery and equipment and parts				3		-	3
		Papua New Guinea	Lae	Furnitures and fittings				202		-	202
			General industrial machinery and equipment				14		-	14	
	South Asia	India	Mundra	Motor vehicles		6		44		6	44
	South East Asia	Indonesia	Jakarta - Java	Live cattle			8,928		27,120	8,928	27,120
			Panjang	Live cattle			1,438		1,689	1,438	1,689
			Tanjung Priok	Live cattle			840		1,709	840	1,709
				Livestock feedstuffs			5		5	5	5
				Wood			1		1	1	1
			Belawan - Sumatra	Live cattle			1,808		2,618	1,808	2,618
		Philippines	Subic Bay	Live cattle				804		-	804
		Thailand	Laem Chabang	Agricultural machinery (excluding tractor) & parts			27		92	27	92
Civil engineering & contractors' plant & equipment							54		-	54	
Electrical machinery and equipment and parts							31		-	31	
Vietnam		Haiphong	Iron or steel articles				184		-	184	
			Live cattle					19,079	-	19,079	
			Wood articles		147		147		147	147	
		Hon La	Live cattle					2,314	-	2,314	
		Phu-My	Live cattle					12,008	-	12,008	
		Saigon ITV/Phu My	Live cattle					4,176	-	4,176	
			Livestock feedstuffs					20	-	20	
	Da Nang	Scrap metals					9,588	-	9,588		
	Vung Tau	Live cattle					3,477	-	3,477		
		Livestock feedstuffs					10	-	10		
	Vung Ang	Live cattle					6,280	-	6,280		
Son Duong	Scrap metals					16,658	16,658	16,658			
Southern Europe	Egypt	El Iskandariya (= Alexandria)	Civil engineering & contractors' plant & equipment				15		-	15	
West Asia	Jordan	Al 'Aqabah	Mechanical handling equipment and parts				35		-	35	
	United Arab Emirates	Jebel Ali	Motor vehicles				47		-	47	
Western Europe	Belgium	Maurage	Live cattle				665		-	665	
			Refined non-ferrous metals			28,512		124,610	28,512	124,610	
	United Kingdom	Bristol	Motor vehicles				24		-	24	
			Mechanical handling equipment and parts				946		-	946	
Irish Republic	Fenit	Mechanical handling equipment and parts						-			
DRY BULK	East Asia	China	Fangcheng	Copper ores and concentrates				21,770	-	21,770	
				Ores and concentrates nes				23,218	-	23,218	
				Zinc ores and concentrates				87,379	-	87,379	
			Huangpu	Zinc ores and concentrates			12,100		62,243	12,100	62,243
			Huludao	Zinc ores and concentrates				11,203		-	11,203
			Jinzhou	Zinc ores and concentrates				5,739		-	5,739
				Copper ores and concentrates				10,499		-	10,499
			Lianyungang	Ores and concentrates nes				25,651		-	25,651
				Zinc ores and concentrates			11,801		135,952	11,801	135,952
			Nanjing	Ores and concentrates nes				10,418		-	10,418
				Zinc ores and concentrates				10,000		-	10,000
			Qinhuangdao	Copper ores and concentrates				11,004		-	11,004
			Rizhao	Ores and concentrates nes				19,986	4,304	-	24,290
			Tianjin	Nitrogenous fertilisers				4,012		-	4,012
				Zinc ores and concentrates					11,811	-	11,811
			Tianjinxingang	Zinc ores and concentrates					22,065	-	22,065

Bulk Mode	Region	Country (Origin/Destination)	Port (Origin/Destination)	Commodity	MAR 2021		YTD FY21		MAR 2021	YTD FY21		
					Import	Export	Import	Export	Total	Total		
	Japan		Yantai	Ores and concentrates nes				5,420	-	5,420		
			Chiba	Sugar and by-products				51,000	-	51,000		
			Hikoshima	Zinc ores and concentrates				17,004	-	17,004		
			Ichihara	Sugar and by-products				25,000	-	25,000		
			Kinuura	Sugar and by-products				26,000	-	26,000		
			Kobe	Sugar and by-products				27,000	-	27,000		
			Moji/Kitakyushu	Sugar and by-products				24,000	-	24,000		
			Onahama	Zinc ores and concentrates				11,802	-	11,802		
			Osaka	Sugar and by-products				81,600	-	81,600		
			Shikama	Ores and concentrates nes				10,724	-	10,724		
			Toyamashinko	Zinc ores and concentrates		5,505		5,505	5,505	5,505		
			Akita	Zinc ores and concentrates				5,506	-	5,506		
			Izumisano	Sugar and by-products				24,000	-	24,000		
			Korea, South	Bukpyong	Zinc ores and concentrates				5,410	-	5,410	
				Incheon	Sugar and by-products				157,000	-	157,000	
				Inchon	Sugar and by-products		42,000		180,000	42,000	180,000	
				Kunsan	Sugar and by-products				25,000	-	25,000	
				Onsan	Ores and concentrates nes		11,002		114,870	11,002	114,870	
					Zinc ores and concentrates		11,813		291,444	11,813	291,444	
				Pyongtaek	Sugar and by-products				25,000	-	25,000	
				Ulsan	Sugar and by-products				86,000	-	86,000	
				Donghae	Zinc ores and concentrates		4,490		78,270	4,490	78,270	
				Kwangyang	Copper ores and concentrates				11,099	-	11,099	
			Taiwan	Taichung	Copper ores and concentrates				10,210	-	10,210	
									27,009	-	27,009	
			Latin America & Caribbean	Mexico	Topolobampo	Fertilisers nes					-	27,009
			Latin America & Caribbean	Chile	Mejillones	Zinc ores and concentrates			43,543		-	43,543
				Peru	Punta Lobitos	Zinc ores and concentrates			21,990		-	21,990
			North America - East	Alaska	Red Dog	Zinc ores and concentrates			130,505		-	130,505
			North America - West	Canada	Vancouver	Fertilisers nes	13,263		82,648		13,263	82,648
	Potassic fertilisers						2,751		-	2,751		
	Trois-Rivieres (Three Rivers)	Zinc ores and concentrates							29,114	-	29,114	
	United States	Crockett		Sugar and by-products				67,567	-	67,567		
				New Orleans	Fertilisers nes				245,043	-	245,043	
				Portland	Potassic fertilisers			23,466		-	23,466	
				Waggaman	Livestock feedstuffs			19,797		-	19,797	
	Oceania	Australia	Brisbane	Fertilisers nes		7,507		36,528	7,507	36,528		
				Nitrogenous fertilisers		20,313		20,313	20,313	20,313		
			Geelong	Fertilisers nes				41,041	-	41,041		
			Geraldton	Fertilisers nes				30,259	-	30,259		
				Zinc ores and concentrates			5,603		-	5,603		
			Gladstone	Construction materials	25,003		274,812		25,003	274,812		
			Melbourne	Sugar and by-products				33,000	-	33,000		
			Newcastle	Fertilisers nes		53,013		112,369	53,013	112,369		
				Nitrogenous fertilisers		8,005		8,005	8,005	8,005		
			Port Pirie	Ores and concentrates nes				12,503	-	12,503		
			Sun Metals Zinc Refinery Stua	Zinc ores and concentrates	22,740		22,740		22,740	22,740		
			Hobart	Zinc ores and concentrates		21,669		54,418	21,669	54,418		
			Risdon	Zinc ores and concentrates				32,942	-	32,942		
	Kwinana	Fertilisers nes				27,111	-	27,111				
	South Asia	Bangladesh	Chittagong	Fertilisers nes				108,471	-	108,471		
		Pakistan	Karachi	Fertilisers nes				9,008	-	9,008		
			Gwadar	Fertilisers nes				50,410	-	50,410		
	South East Asia	Indonesia	Bontang - Kl	Nitrogenous fertilisers			8,869		-	8,869		
				Ciwandan	Sugar and by-products				28,616	-	28,616	
				Jakarta - Java	Livestock feedstuffs		1,437		4,317	1,437	4,317	
				Panjang	Livestock feedstuffs		341		409	341	409	
					Sugar and by-products				257,374	-	257,374	
				Tanjung Priok	Livestock feedstuffs		136		281	136	281	
					Sugar and by-products				96,384	-	96,384	
				Merak - Java	Sugar and by-products				82,220	-	82,220	
				Belawan - Sumatra	Livestock feedstuffs		400		572	400	572	
				Gresik - Java	Sugar and by-products				139,295	-	139,295	
				Gorontalo - Sulawesi	Construction materials			47,000		-	47,000	
				Cigading	Sugar and by-products				35,790	-	35,790	
				Malaysia	Sipitang - Sabah	Nitrogenous fertilisers			15,523		-	15,523
		Bintulu - Sarawak	Nitrogenous fertilisers				9,012		-	9,012		
		Philippines	Subic Bay	Livestock feedstuffs				149	-	149		
		Vietnam	Haiphong	Livestock feedstuffs				4,572	-	4,572		
			Hon La	Livestock feedstuffs				670	-	670		
			Phu-My	Livestock feedstuffs				4,471	-	4,471		
			Saigon ITV/Phu My	Livestock feedstuffs				1,043	-	1,043		
	Vung Tau		Livestock feedstuffs				850	-	850			
	Vung Ang		Livestock feedstuffs				1,715	-	1,715			
	West Asia	Qatar	Mesaieed	Nitrogenous fertilisers	7,842		23,050		7,842	23,050		
		Saudi Arabia	Jubail	Nitrogenous fertilisers			18,094		-	18,094		
	Western Europe	Belgium	Maurage	Livestock feedstuffs				186	-	186		
				Germany	Nordenham	Zinc ores and concentrates		19,503		34,523	19,503	34,523
				Netherlands	Vlissingen	Ores and concentrates nes				10,819	-	10,819
				Spain	Aviles	Zinc ores and concentrates				96,529	-	96,529
	WET BULK	East Asia	China	Dalian	Diesel	23,436		36,408		23,436	36,408	
				Qinzhou	Diesel			22,374		-	22,374	
				Quanzhou	Diesel			26,388		-	26,388	
				Yangshan	Aviation fuels			285		-	285	
					Diesel			239		-	239	
				Zhenjiang	Petroleum products nes			2,693		-	2,693	
				Yangpu	Aviation fuels			6,454		-	6,454	
				Ningbo Pt	Petroleum products nes			2,952		-	2,952	
				Japan	Sakai	Diesel			196		-	196
						Petrol			6,450		-	6,450
					Kashima - Saga	Caustic soda (sodium hydroxide)			2,151		-	2,151
					Etajima	Caustic soda (sodium hydroxide)	900		2,799		900	2,799
				Korea, South	Daesan	Aviation fuels			613		-	613
						Diesel			691		-	691
					Onsan	Diesel			48,355		-	48,355
						Petrol			2,485		-	2,485
					Ulsan	Aviation fuels			781		-	781
						Diesel			1,024		-	1,024
					Yeosu (ex Yosu)	Diesel	8,991		84,165		8,991	84,165
						Petrol	1,506		14,705		1,506	14,705
		Petroleum products nes	1,410		12,956		1,410	12,956				
Latin America & Caribbean		Chile	Mejillones	Inorganic chemicals nes		20,019		37,022	20,019	37,022		
North America - West		United States	New Orleans	Petroleum products nes			14,749		-	14,749		
Oceania		Australia	Brisbane	Diesel	209		3,077		209	3,077		
				Inorganic chemicals nes				38,004	-	38,004		
				Petrol	4,874		35,517		4,874	35,517		
				Sugar and by-products				16,001	-	16,001		
			Bundaberg	Sugar and by-products				8,300	-	8,300		
			Geelong	Aviation fuels	704		3,730		704	3,730		
				Diesel	190		1,165		190	1,165		
				Petrol	1,107		6,758		1,107	6,758		
			Melbourne	Sugar and by-products		2,305		34,932	2,305	34,932		
			Newcastle	Inorganic chemicals nes				8,001	-	8,001		
		Botany Bay	Base oil				83	-	83			
		New Zealand	Bluff	Sugar and by-products				17,840	-	17,840		

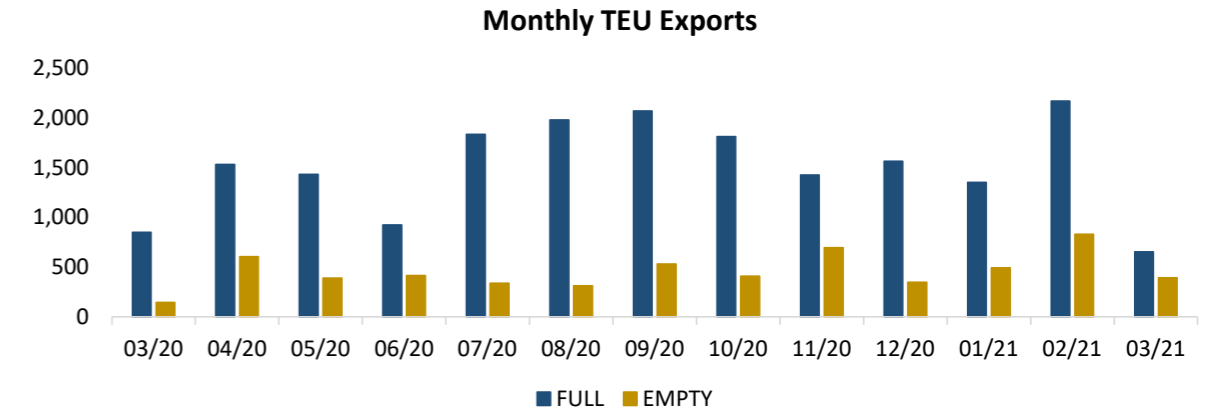
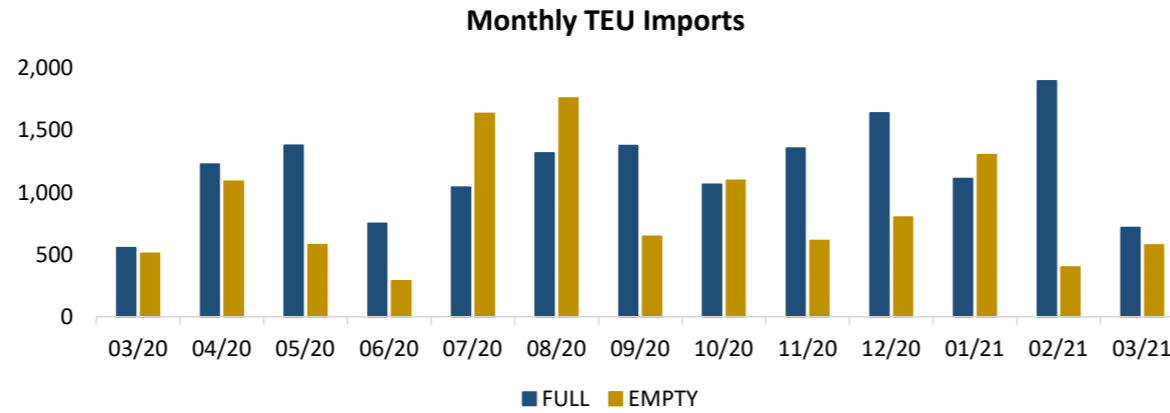
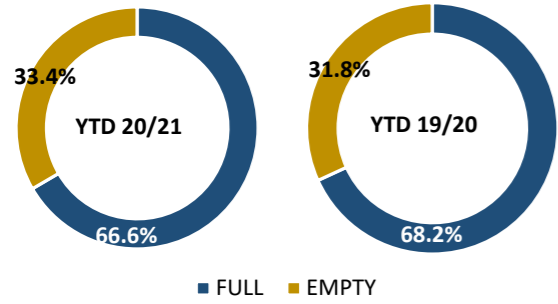
Bulk Mode	Region	Country (Origin/Destination)	Port (Origin/Destination)	Commodity	MAR 2021		YTD FY21		MAR 2021	YTD FY21
					Import	Export	Import	Export	Total	Total
			New Plymouth	Sugar and by-products		8,500		29,000	8,500	29,000
			Tauranga	Sugar and by-products				8,500	-	8,500
			Timaru	Sugar and by-products				8,475	-	8,475
			Marsden Point	Sugar and by-products				8,500	-	8,500
	South Asia	India	Tuticorin	Inorganic chemicals nes				29,002	-	29,002
			Paradip Port	Diesel				14,262	-	14,262
	South East Asia	Brunei	Muara	Diesel				13,496	-	13,496
		Indonesia	Nipah	Diesel				16,513	-	16,513
		Malaysia	Johor Bahru	Aviation fuels				2,496	-	2,496
				Diesel				13,461	-	13,461
			Kampung Tanjung Langsat	Petrol				7,328	-	7,328
				Petroleum products nes	3,896			9,271	3,896	9,271
			Malacca	Diesel				14,065	-	14,065
			Tanjong Bin	Diesel				12,999	-	12,999
			Tanjung Pelepas	Aviation fuels				5,123	-	5,123
				Diesel				9,983	-	9,983
			Pengerang	Aviation fuels	3,212			19,402	3,212	19,402
				Diesel	11,422			57,917	11,422	57,917
		Singapore	Singapore	Animal oils and fats			2,167		2,167	2,167
				Diesel	21,161			115,889	21,161	115,889
				Petrol	3,251			40,219	3,251	40,219
				Petroleum products nes				3,970	-	3,970
		Thailand	Rayong	Petroleum products nes				3,469	-	3,469
		Vietnam	Go Dau A Terminal	Sugar and by-products				12,000	-	12,000
	West Asia	Bahrain	Sitra	Petroleum products nes				3,023	-	3,023
Grand Total					159,498	336,358	1,521,164	4,045,813	495,857	5,566,977

MARCH 2021
Import/Export CONTAINERISED Goods in TEUs

Port of Townsville Ltd gives no guarantee regarding this information and accepts no liability for any inconvenience, or any direct or consequential loss, arising from reliance upon this information'



SUMMARY Full / Empty CONTAINERISED Goods				IMPORT						Import Total	EXPORT						Export Total	Grand Total
TEUs	MAR 2020			20ft			40ft				20ft			40ft				
	Import (% Chg)	Export (% Chg)	Total (% Chg)	Dry	Reefer	Tank	Dry	Reefer	Tank		Dry	Reefer	Tank	Dry	Reefer	Tank		
FULL	▲ 29.0%	▼ 23.1%	▼ 2.5%	249		6	462			717	624			30		654	1,371	
EMPTY	▲ 13.3%	▲ 169.2%	▲ 47.9%	481	12		86			579	87			306		393	972	
Grand Total	▲ 21.5%	▲ 5.1%	▲ 13.6%	730	12	6	548			1,296	711			336		1,047	2,343	



Region	Country (Origin/Destination)	Port (Origin/Destination)	Commodity	IMPORT						Import Total	EXPORT						Export Total	Grand Total		
				20ft			40ft				20ft			40ft						
				Dry	Reefer	Tank	Dry	Reefer	Tank		Dry	Reefer	Tank	Dry	Reefer	Tank				
East Asia	China	Changsha	Sulphates; of zinc	11						11								11		
		Chongqing	Fertilisers nes	1						1								1		
		Dalian	Tubes, pipes, hoses and fittings	1			2			3								3		
		Fuqing	Glass				2			2								2		
		Fuzhou	Glass	2						2								2		
		Gongyi	Non-ferrous metals, aluminium articles				2			2								2		
		Jiujiang	Non-motorised vehicles and parts				4			4								4		
		Lianyungang	Tyres	1			2			3								3		
		Nantong	Iron or steel articles	1						1								1		
		Ningbo	Electrical machinery and equipment and parts	2			2			2									2	
				Manufactured goods nes				16			16								16	
				Metalworking machinery and parts	1						1								1	
				Motor vehicles; parts and accessories	1						1								1	
				Non-ferrous metals, aluminium articles				2			2								2	
				Non-motorised vehicles and parts				6			6								6	
				Other machinery & equipment for specific industry	1						1								1	
				Plastic articles				2			2								2	
				Qingdao	Furnitures and fittings	1						1								1
						General industrial machinery and equipment	2			2			4							4
						Glassware				4			4							4
						Inorganic chemicals nes	2						2							2
						Iron or steel articles				6			6							6
		Manufactured goods nes	2					2			4							4		
		Motor vehicles; parts and accessories	1					2			3							3		
		Non-ferrous metals, aluminium articles	2					4			6							6		
		Non-motorised vehicles and parts						2			2							2		
		Organic chemicals	10								10							10		
		Paper and paperboard	1			12			13							13				
		Qinzhou	Natural abrasives	12						12								12		
				Shanghai	Ceramic products				2		2							2		
						Electrical machinery and equipment and parts				30		30						30		
							Empty containers	26					26						26	

Region	Country (Origin/Destination)	Port (Origin/Destination)	Commodity	IMPORT						Import Total	EXPORT						Export Total	Grand Total
				20ft			40ft				20ft			40ft				
				Dry	Reefer	Tank	Dry	Reefer	Tank		Dry	Reefer	Tank	Dry	Reefer	Tank		
			Furnitures and fittings	2			16			18							18	
			Household appliances				12			12							12	
			Iron or steel articles	4			6			10							10	
			Manufactured goods nes	1						1							1	
			Mechanical handling equipment and parts	1						1							1	
			Non-motorised vehicles and parts				2			2							2	
			Organic chemicals	13						13							13	
			Paper and paperboard				2			2							2	
			Plastic articles	2			2			4							4	
			Refined non-ferrous metals								354					354	354	
			Sulphates; of copper	10						10							10	
			Tubes, pipes, hoses and fittings	6			2			8							8	
			Tyres				4			4							4	
		Shekou	Furnitures and fittings	1			4			5							5	
			General industrial machinery and equipment				2			2							2	
			Household appliances				2			2							2	
			Iron or steel articles	2						2							2	
			Manufactured goods nes	1						1							1	
			Motor vehicles				6			6							6	
			Motor vehicles; parts and accessories				2			2							2	
			Other machinery & equipment for specific industry				2			2							2	
			Tyres				6			6							6	
		Tianjinxingang	Ceramic products	1						1							1	
			Electrical machinery and equipment and parts				4			4							4	
			Glass	1						1							1	
			Iron and steel	4						4							4	
			Iron or steel articles	15			28			43							43	
			Natural abrasives	4						4							4	
			Nitrogenous fertilisers	10						10							10	
			Potassic fertilisers	2						2							2	
			Textiles and textile articles				2			2							2	
			Tyres	2						2							2	
		Xiamen	Inorganic chemicals nes	6						6							6	
			Iron or steel articles				4			4							4	
			Paper and paperboard				54			54							54	
		Yichang	Fertilisers nes	1						1							1	
		Yueyang	Nitrogenous fertilisers	3						3							3	
		Zhangjiagang	Iron or steel articles				2			2							2	
		Yangpu	Empty containers								2		160			162	162	
		Jiazi	Non-ferrous metals, aluminium articles				2			2							2	
	Korea, South	Pusan	Electrical machinery and equipment and parts	4						4							4	
			Empty containers								1		66			67	67	
			Explosives, pyrotechnic products, matches	4						4							4	
			Inorganic chemicals nes	1						1							1	
			Iron and steel	4						4							4	
			Paper and paperboard	1			2			3							3	
			Tubes, pipes, hoses and fittings				2			2							2	
			Tyres	1			46			47							47	
	Taiwan	Kaohsiung	Iron and steel	8			2			10							10	
			Refined non-ferrous metals								24					24	24	
		Keelung (Chilung)	Sulphates; of copper	5						5							5	
Eastern Europe	Russia	Saint Petersburg (Ex Leningrad)	Sulphates; of copper	11						11							11	
North America - West	Canada	Halifax	Precious metals, metals clad with precious metal										4			4	4	
	United States	New York	Tungsten ores and concentrates								1					1	1	
Oceania	Australia	Brisbane	Empty containers	20	12					32							32	
		Melbourne	Paper and paperboard				2			2							2	
		Sydney	Iron or steel articles	13						13							13	
	New Caledonia	Nooumea	Empty containers	60						60							60	
	New Zealand	Tauranga	Glass				2			2							2	
			Paper and paperboard				24			24							24	
		Auckland	Paper and paperboard				8			8							8	
	Papua New Guinea	Lae	Empty containers	237						237							237	

Region	Country (Origin/Destination)	Port (Origin/Destination)	Commodity	IMPORT						Import Total	EXPORT						Export Total	Grand Total
				20ft			40ft				20ft			40ft				
				Dry	Reefer	Tank	Dry	Reefer	Tank		Dry	Reefer	Tank	Dry	Reefer	Tank		
			Inorganic chemicals nes			6				6							6	
			Manufactured goods nes								1						1	
			Mixed commodities								1						1	
			Textiles and textile articles								1						1	
		Motukea Island	Empty containers	60						60							60	
			Explosives, pyrotechnic products, matches	1						1							1	
			Mixed commodities								2						2	
			Textiles and textile articles								5						5	
		Port Moresby	Mixed commodities								1						1	
			Motor vehicles								2						2	
		Rabaul	Empty containers	80						80							80	
		Orobay	Electrical machinery and equipment and parts	1						1							1	
	Solomon Islands	Honiara - Guadalcanal Is	Mixed commodities										2				2	
South Africa	Kenya	Mombasa	Refined non-ferrous metals								7						7	
	South Africa	Durban	Non-ferrous metals, zinc articles								16						16	
South Asia	India	Jawaharlal Nehru (Nhava Sheva)	Inorganic chemicals nes								3						3	
		Mundra	Tyres				2			2							2	
			Non-ferrous metals, cermets and articles								16						16	
		Pipavav (Victor) Port	Iron or steel articles	2						2							2	
	Pakistan	Karachi	Refined non-ferrous metals								18						18	
			Textiles and textile articles				2			2							2	
	Sri Lanka	Colombo	Tyres	1						1							1	
South East Asia	Indonesia	Jakarta - Java	Chemicals products nes	1						1							1	
			Nitrogenous fertilisers	1						1							1	
		Semarang - Java	Furnitures and fittings	1						1							1	
		Surabaya - Tanjung Perak - Java	Glass	4						4							4	
			Paper and paperboard	2						2							2	
	Malaysia	Pasir Gudang - Johor	Organic chemicals	1						1							1	
			Refined non-ferrous metals								17						17	
		Port Kelang	Empty containers								9		80				89	
			Plastics in primary forms										2				2	
			Refined non-ferrous metals								1						1	
			Scrap metals										2				2	
		Tanjung Pelepas	Iron and steel	2						2							2	
	Philippines	Manila	Potassic fertilisers	2						2							2	
	Singapore	Singapore	Livestock feedstuffs	1						1							1	
			Stone, plaster, cement, asbestos, mica	10						10							10	
	Thailand	Bangkok	Iron or steel articles				2			2							2	
			Refined non-ferrous metals								6						6	
		Laem Chabang	Caustic soda (sodium hydroxide)	2						2							2	
			Heating and cooling equipments and parts				46			46							46	
			Plastics in primary forms	8			8			16							16	
			Refined non-ferrous metals								24						24	
			Tyres				2			2							2	
		Sriracha	Empty containers				72			72							72	
			Wood articles	2						2							2	
		Bangkok Modern Terminals/Bangkok	Refined non-ferrous metals								6						6	
	Vietnam	Haiphong	Empty containers				14			14							14	
			Refined non-ferrous metals								66						66	
		Ho Chi Minh City	Cereals	1						1							1	
			Furnitures and fittings				6			6							6	
			Iron and steel	1						1							1	
			Mixed commodities	2						2							2	
			Non-ferrous metals, zinc articles								7						7	
			Refined non-ferrous metals								37						37	
West Asia	United Arab Emirates	Jebel Ali	Motor vehicles; parts and accessories										2				2	
		Mina Khalifa/Abu Dhabi	Refined non-ferrous metals								8						8	
		Sharjah	Motor vehicles										2				2	
			Motor vehicles; parts and accessories										16				16	
Western Europe	Belgium	Antwerpen	Inorganic chemicals nes	2						2							2	
	Netherlands	Rotterdam	Empty containers								75						75	
Grand Total				730	12	6	548			1,296	711		336			1,047	2,343	

Region	Country (Origin/Destination)	Port (Origin/Destination)	Commodity	IMPORT						Import Total	EXPORT						Export Total	Grand Total	
				20ft			40ft				NonStd	20ft			40ft				
				Dry	Reefer	Tank	Dry	Reefer	Tank		Dry	Dry	Reefer	Tank	Dry	Reefer			Tank
			Mechanical handling equipment and parts				2				2						2		
			Mixed commodities	4			2				6						6		
			Non-ferrous metals, aluminium articles				4				4						4		
			Paper and paperboard	2							2						2		
			Plastic articles	3							3						3		
			Printing and bookbinding machinery and parts	1							1						1		
			Stone, sand and gravel	1							1						1		
			Sulphates; of zinc	1							1						1		
			Textiles and textile articles				4				4						4		
			Wood											66		66	66		
		Nantong	Iron or steel articles	3							3						3		
		Ningbo	Agricultural machinery (excluding tractor) & parts				2				2						2		
			Electrical machinery and equipment and parts	0			64				64						64		
			Empty containers											402		402	402		
			Furnitures and fittings	0			24				24						24		
			General industrial machinery and equipment	4			26				30						30		
			Household appliances	3			40				43						43		
			Inorganic chemicals nes	17							17						17		
			Iron or steel articles	8			6				14						14		
			Manufactured goods nes	6			22				28						28		
			Metalworking machinery and parts	2							2						2		
			Mixed commodities	2			4				6						6		
			Motor vehicles	1							1						1		
			Motor vehicles; parts and accessories	4			2				6						6		
			Non-ferrous metals, aluminium articles	2			24				26						26		
			Non-motorised vehicles and parts	1			80				81						81		
			Optical, measuring, medical or dental instruments				2				2						2		
			Organic chemicals	19							19						19		
			Other machinery & equipment for specific industry	6			8				14						14		
			Plastic articles	9			14				23						23		
			Refined non-ferrous metals									4				4	4		
			Ships, boats and floating structures				4				4						4		
			Telecommunications, sound-recording equipments	1							1						1		
			Textiles and textile articles	2			66				68						68		
			Tubes, pipes, hoses and fittings	2			4				6						6		
			Tyres	1			6				7						7		
			Wood											22		22	22		
		Qingdao	Agricultural machinery (excluding tractor) & parts	1			16				17						17		
			Ceramic products	24			4				28						28		
			Civil engineering & contractors' plant & equipment	1							1						1		
			Crude minerals	1							1						1		
			Electrical machinery and equipment and parts	1			4				5						5		
			Empty containers		5						5	73	1	546		620	625		
			Fertilisers nes	4							4						4		
			Furnitures and fittings	2			2				4						4		
			General industrial machinery and equipment	4			10				14						14		
			Glass	10							10						10		
			Glassware	6			10				16						16		
			Heating and cooling equipments and parts	3			2				5						5		
			Inorganic chemicals nes	172							172						172		
			Iron and steel	1							1						1		
			Iron or steel articles	196			38				234						234		
			Livestock feedstuffs									53				53	53		
			Machine tools working by removing metal	1							1						1		
			Manufactured goods nes	15			8				23						23		
			Mechanical handling equipment and parts	17			6				23						23		
			Mixed commodities	1							1						1		
			Motor vehicles	1							1						1		
			Motor vehicles; parts and accessories	5			2				7						7		
			Natural abrasives	2							2						2		
			Nitrogenous fertilisers	28							28						28		
			Non-ferrous metals, aluminium articles	24			46				70						70		
			Non-motorised vehicles and parts				138				138						138		
			Organic chemicals	158							158						158		
			Other machinery & equipment for specific industry	4			12				16						16		

Region	Country (Origin/Destination)	Port (Origin/Destination)	Commodity	IMPORT						Import Total	EXPORT						Export Total	Grand Total	
				20ft			40ft				NonStd	20ft			40ft				
				Dry	Reefer	Tank	Dry	Reefer	Tank		Dry	Dry	Reefer	Tank	Dry	Reefer			Tank
			Paper and paperboard	3			54					57						57	
			Pharmaceutical products	3								3						3	
			Plastic articles	3			8					11						11	
			Potassic fertilisers	1								1						1	
			Precious metal ores and concentrates										1,786					1,786	
			Refined non-ferrous metals										20					20	
			Rubber articles				2					2						2	
			Ships, boats and floating structures	2			14					16						16	
			Stone, plaster, cement, asbestos, mica	1								1						1	
			Textiles and textile articles				14					14						14	
			Tubes, pipes, hoses and fittings	9			6					15						15	
			Tyres	37			434					471						471	
			Wood											40				40	
			Wood articles	1			16					17						17	
			Crude animal materials	1								1						1	
		Qinzhou	Inorganic chemicals nes	56								56						56	
			Natural abrasives	12								12						12	
			Sulphates; of zinc	57								57						57	
		Sanshui	Ceramic products	20								20						20	
			Iron or steel articles	0								0						0	
		Shanghai	Albuminoidal substances, starches, glues, enzymes	1								1						1	
			Ceramic products	7			6					13						13	
			Cereals										40					40	
			Chemicals products nes	10			2					12						12	
			Crude minerals										1					1	
			Electrical machinery and equipment and parts	7			182					189						189	
			Empty containers	70			12					82	59		988			1,047	
			Fertilisers nes	3								3						3	
			Fuel oil	3			4			2		9						9	
			Furnitures and fittings	15			152					167						167	
			General industrial machinery and equipment	1			6					7						7	
			Heating and cooling equipments and parts	5			154					159						159	
			Household appliances	1			12					13						13	
			Inorganic chemicals nes	15								15						15	
			Iron and steel	8			4					12						12	
			Iron or steel articles	69			88					157						157	
			Livestock feedstuffs										37					37	
			Manufactured goods nes	11			6					17						17	
			Mechanical handling equipment and parts	11			26					37						37	
			Metalworking machinery and parts				2					2						2	
			Mixed commodities	17			2					19						19	
			Motor vehicles				2					2						2	
			Motor vehicles; parts and accessories	2								2						2	
			Natural abrasives	2								2						2	
			Non-ferrous metals, aluminium articles	5			42					47						47	
			Non-motorised vehicles and parts	2			10					12						12	
			Optical, measuring, medical or dental instruments	3			12					15						15	
			Organic chemicals	218								218						218	
			Paper and paperboard	5			8					13						13	
			Plastic articles	25			72					97						97	
			Plastics in primary forms	8								8						8	
			Power-generating machinery and equipment	1			2					3						3	
			Railway vehicles (incl. hovertrain) & equipments	14			2					16						16	
			Refined non-ferrous metals										5,543					5,543	
			Rubber articles	4			4					8						8	
			Ships, boats and floating structures	1								1						1	
			Stone, plaster, cement, asbestos, mica	2			12					14						14	
			Sulphates; of copper	74								74						74	
			Telecommunications, sound-recording equipments	2			12					14						14	
			Textiles and textile articles	19			8					27						27	
			Tubes, pipes, hoses and fittings	14			32					46						46	
			Tyres	18			86					104						104	
			Wood										2		224			226	
			Slag, sand; iron or steel	2								2						2	
		Shantou	Manufactured goods nes				10					10						10	

Region	Country (Origin/Destination)	Port (Origin/Destination)	Commodity	IMPORT						Import Total	EXPORT						Export Total	Grand Total	
				20ft			40ft				NonStd	20ft			40ft				
				Dry	Reefer	Tank	Dry	Reefer	Tank		Dry	Dry	Reefer	Tank	Dry	Reefer			Tank
		Shashi	Fertilisers nes	1						1							1		
		Shekou	Ceramic products	3			28			31							31		
			Crude rubber				6			6							6		
			Electrical machinery and equipment and parts	2			2			4							4		
			Furnitures and fittings	4			74			78							78		
			General industrial machinery and equipment	1			4			5							5		
			Glass	1			2			3							3		
			Glassware				2			2							2		
			Heating and cooling equipments and parts	1						1							1		
			Household appliances	3			18			21							21		
			Iron or steel articles	4			4			8							8		
			Machine tools working by removing metal	1						1							1		
			Manufactured goods nes	10			2			12							12		
			Mechanical handling equipment and parts				2			2							2		
			Motor vehicles				8			8							8		
			Motor vehicles; parts and accessories	4			24			28							28		
			Non-ferrous metals, aluminium articles	1			4			5							5		
			Non-motorised vehicles and parts				2			2							2		
			Other machinery & equipment for specific industry	1			2			3							3		
			Paper and paperboard	2			24			26							26		
			Plastic articles	3						3							3		
			Stone, plaster, cement, asbestos, mica				6			6							6		
			Telecommunications, sound-recording equipments	4			6			10							10		
			Textiles and textile articles				12			12							12		
			Tubes, pipes, hoses and fittings				6			6							6		
			Tyres				66			66							66		
			Wood articles	1						1							1		
		Taizhou Pt	Inorganic chemicals nes	2						2							2		
		Tianjinxingang	Ceramic products	4						4							4		
			Cereals								60					60	60		
			Electrical machinery and equipment and parts				4			4							4		
			Glass	6						6							6		
			Inorganic chemicals nes	8						8							8		
			Iron and steel	107			2			109							109		
			Iron or steel articles	147			156			303							303		
			Manufactured goods nes	1			2			3							3		
			Motor vehicles; parts and accessories	1						1							1		
			Natural abrasives	44						44							44		
			Nitrogenous fertilisers	31						31							31		
			Organic chemicals	2						2							2		
			Potassic fertilisers	7						7							7		
			Railway vehicles (incl. hovertrain) & equipments	4						4							4		
			Stone, plaster, cement, asbestos, mica	2						2							2		
			Sulphates; of zinc	20						20							20		
			Textiles and textile articles	2			6			8							8		
			Tubes, pipes, hoses and fittings				8			8							8		
			Tyres	2						2							2		
			Leather articles	1						1							1		
		Weihai	Ores and concentrates nes								9					9	9		
		Wuhan	Nitrogenous fertilisers	1						1							1		
			Pharmaceutical products				4			4							4		
		Wuhu	Tubes, pipes, hoses and fittings				10			10							10		
			Tyres	1						1							1		
		Xiamen	Furnitures and fittings	2						2							2		
			General industrial machinery and equipment	1						1							1		
			Inorganic chemicals nes	16						16							16		
			Iron or steel articles	2			32			34							34		
			Manufactured goods nes				2			2							2		
			Non-ferrous metals, aluminium articles	1			4			5							5		
			Other machinery & equipment for specific industry				4			4							4		
			Paper and paperboard				370			370							370		
			Stone, plaster, cement, asbestos, mica	1						1							1		
			Textiles and textile articles				2			2							2		
			Tyres	2			6			8							8		
			Wood articles				2			2							2		

Region	Country (Origin/Destination)	Port (Origin/Destination)	Commodity	IMPORT							Import Total	EXPORT						Export Total	Grand Total
				20ft			40ft			NonStd		20ft			40ft				
				Dry	Reefer	Tank	Dry	Reefer	Tank	Dry		Dry	Reefer	Tank	Dry	Reefer	Tank		
		Xiaolan	General industrial machinery and equipment	4			36				40							40	
			Manufactured goods nes				2				2							2	
			Non-ferrous metals, aluminium articles	1							1							1	
		Xingang	Fertilisers nes	2							2							2	
			Furnitures and fittings	2			2				4							4	
			Glass	4			2				6							6	
			Glassware	2							2							2	
			Inorganic chemicals nes	3							3							3	
			Iron and steel	16							16							16	
			Iron or steel articles	38			60				98							98	
			Manufactured goods nes	1			2				3							3	
			Motor vehicles; parts and accessories	4							4							4	
			Natural abrasives	15							15							15	
			Nitrogenous fertilisers	61							61							61	
			Non-ferrous metals, aluminium articles	8			2				10							10	
			Organic chemicals	2							2							2	
			Potassic fertilisers	10							10							10	
			Railway vehicles (incl. hovertrain) & equipments	3							3							3	
			Stone, plaster, cement, asbestos, mica	1							1							1	
			Sulphates; of zinc	6							6							6	
			Tubes, pipes, hoses and fittings	4			6				10							10	
		Yantai	Fertilisers nes									6						6	
		Yantian	Ceramic products	1			6				7							7	
			Electrical machinery and equipment and parts	3							3							3	
			Tyres				6				6							6	
		Yichang	Fertilisers nes	4							4							4	
			Inorganic chemicals nes	4							4							4	
		Yueyang	Inorganic chemicals nes	21							21							21	
			Nitrogenous fertilisers	50							50							50	
		Zhangjiagang	Iron or steel articles				2				2							2	
			Tyres	2			22				24							24	
		Zhanjiang	Inorganic chemicals nes	1							1							1	
		Zhongshan	Ceramic products				2				2							2	
			Heating and cooling equipments and parts	2							2							2	
			Iron or steel articles	1							1							1	
			Mixed commodities	1							1							1	
			Plastic articles				2				2							2	
			Textiles and textile articles				30				30							30	
		Zhuhai	Heating and cooling equipments and parts	3			6				9							9	
			Plastic articles	14							14							14	
		Yangpu	Empty containers									8		462				470	
		Yibin	Cereals									23						23	
		Wenzhou	Wood									1						1	
		Zhaoqing	Ceramic products	1							1							1	
		Gaoming	Ceramic products	3							3							3	
		Sanrong	Ceramic products	2							2							2	
		Taishan	Non-ferrous metals, aluminium articles				2				2							2	
		Gaosha	Iron or steel articles				2				2							2	
		Beijiao	Mixed commodities	1							1							1	
		Jiazi	Non-ferrous metals, aluminium articles				2				2							2	
	Hong Kong	Hong Kong	Electrical machinery and equipment and parts											2				2	
			Iron or steel articles	1							1							1	
			Manufactured goods nes				2				2							2	
			Refined non-ferrous metals									36						36	
	Japan	Chofu	Tubes, pipes, hoses and fittings				2				2							2	
			Tyres				12				12							12	
		Kobe	Iron and steel									1						1	
			Tyres	1			10				11							11	
		Moji/Kitakyushu	Non-ferrous metals, zinc articles									1						1	
			Tyres				18				18							18	
		Nagoya - Aichi	Mechanical handling equipment and parts				2				2							2	
			Tyres				42				42							42	
		Osaka	Civil engineering & contractors' plant & equipment				6				6							6	
			Meat and meat preparations									9						9	
			Motor vehicles				6				6							6	

Region	Country (Origin/Destination)	Port (Origin/Destination)	Commodity	IMPORT						Import Total	EXPORT						Export Total	Grand Total	
				20ft			40ft				NonStd	20ft			40ft				
				Dry	Reefer	Tank	Dry	Reefer	Tank		Dry	Dry	Reefer	Tank	Dry	Reefer			Tank
			Tyres	10			44				54						54		
		Taipei	Iron and steel				4				4						4		
			Potassic fertilisers	11							11						11		
			Tyres	1							1						1		
		Taoyuan	Sulphates; of copper	44							44						44		
Eastern Europe	Lithuania	Klaipeda	Potassic fertilisers	62							62						62		
	Poland	Gdansk	Inorganic chemicals nes	1							1						1		
	Russia	Saint Petersburg (Ex Leningrad)	Sulphates; of copper	122							122						122		
		Vostochniy - Port	Sulphates; of copper	4							4						4		
Latin America & Caribbean -	Brazil	Navegantes	Wood articles				6				6						6		
Latin America & Caribbean -	Chile	Puerto Angamos	Iron and steel	1							1						1		
	Peru	Callao	Inorganic chemicals nes				2				2						2		
North America - West	Canada	Montreal	Precious metals, metals clad with precious metal											16			16		
		Vancouver	Vegetables									2					2		
		Halifax	Precious metals, metals clad with precious metal											4			4		
			Non-ferrous metals, lead articles											8			8		
	United States	Savannah	Agricultural machinery (excluding tractor) & parts				24				24						24		
			Motor vehicles				14				14						14		
			Rubber articles				2				2						2		
			Aircraft, spacecraft and parts	1							1						1		
		Seattle	Iron or steel articles	4							4						4		
			Other machinery & equipment for specific industry				4				4						4		
		Los Angeles	Motor vehicles				2				2						2		
		New York	Tungsten ores and concentrates									2					2		
Northern Europe	Norway	Moss	Chemicals products nes				2				2						2		
	Sweden	Goteborg	Iron and steel	2							2						2		
Oceania	Australia	Brisbane	Empty containers	353	32						385						385		
		Darwin	Empty containers	510							510						510		
		Melbourne	Paper and paperboard				10				10						10		
		Sydney	Iron or steel articles	46							46						46		
		Fremantle	Ceramic products									1					1		
	New Caledonia	Noumea	Empty containers	60							60						60		
	New Zealand	Tauranga	General industrial machinery and equipment											6			6		
			Glass				2				2						2		
			Lime	45							45						45		
			Paper and paperboard				176				176						176		
		Auckland	Empty containers									2					2		
			Inorganic chemicals nes	10							10						10		
			Paper and paperboard				12				12						12		
	Papua New Guinea	Lae	Empty containers	4,245		7	14				4,266						4,266		
			Inorganic chemicals nes			76					76		67				143		
			Iron and steel	1							1						1		
			Iron or steel articles									1					1		
			Manufactured goods nes									4					4		
			Mixed commodities									1					1		
			Non-ferrous metals, aluminium articles									1					1		
			Other machinery & equipment for specific industry	1							1						1		
			Scrap metals	5							5						5		
			Textiles and textile articles									6					6		
			Crude vegetable materials									3					3		
		Madang	Livestock feedstuffs	24							24						24		
		Motukea Island	Civil engineering & contractors' plant & equipment	1			4				5						5		
			Empty containers	2,414							2,414			2			2,416		
			Explosives, pyrotechnic products, matches	1							1						1		
			Fish, crustaceans, molluscs, aquatic invertebrates			1					1						1		
			General industrial machinery and equipment	1							1	1					2		
			Inorganic chemicals nes			1					1						1		
			Mechanical handling equipment and parts									2					2		
			Miscellaneous edible preparations									1					1		
			Mixed commodities									6					6		
			Motor vehicles									5					5		
			Motor vehicles; parts and accessories									1					1		
			Non-motorised vehicles and parts	2							2						2		
			Plastic articles									2					2		
			Scrap metals	8							8						8		

Region	Country (Origin/Destination)	Port (Origin/Destination)	Commodity	IMPORT							Import Total	EXPORT						Export Total	Grand Total	
				20ft			40ft			NonStd		20ft			40ft					
				Dry	Reefer	Tank	Dry	Reefer	Tank	Dry		Dry	Reefer	Tank	Dry	Reefer	Tank			
			Textiles and textile articles														13	13		
			Port Moresby	Empty containers	907							907							907	
			Fish, crustaceans, molluscs, aquatic invertebrates			1						1							1	
			Manufactured goods nes									1							1	
			Mixed commodities									2							2	
			Motor vehicles									2			2				4	
			Buka	Livestock feedstuffs	3							3							3	
			Rabaul	Empty containers	111							111							111	
			Mixed commodities									1							1	
			Kimbe	Empty containers	36							36							36	
			Orobay	Electrical machinery and equipment and parts	1							1							1	
			Solomon Islands	Honiara - Guadalcanal Is	Iron or steel articles									1					1	1
					Livestock feedstuffs	6							6							6
					Manufactured goods nes									2					2	2
Mixed commodities														8			8	8		
Vanuatu	Santo	Mixed commodities	1							1							1			
Palau	Koror	Manufactured goods nes									1					1	1			
South Africa	Kenya	Mombasa	Non-ferrous metals, zinc articles									10					10	10		
			Refined non-ferrous metals									186					186	186		
	South Africa	Cape Town	Refined non-ferrous metals									48					48	48		
			Aircraft, spacecraft and parts				2				2							2		
			Durban	Inorganic chemicals nes	123							123							123	
				Iron and steel									12					12	12	
				Non-ferrous metals, zinc articles									24					24	24	
				Refined non-ferrous metals									140					140	140	
	Pet foods	1							1							1				
	Tanzania, United Republic of	Dar es Salaam	Non-ferrous metals, zinc articles									8					8	8		
			Refined non-ferrous metals									20					20	20		
			Wood											2			2	2		
	Mozambique	Beira	Refined non-ferrous metals									8					8	8		
			Nacala	Refined non-ferrous metals								10					10	10		
South Asia	Bangladesh	Chittagong	Refined non-ferrous metals									433					433	433		
			Vegetables									206					206	206		
	India	Chennai (Ex Madras)	Inorganic chemicals nes	3							3							3		
			Iron or steel articles	4							4							4		
			Tubes, pipes, hoses and fittings				4				4							4		
			Vegetables									8					8	8		
			Hazira	Inorganic chemicals nes	10							10							10	
			Jawaharlal Nehru (Nhava Sheva)	Fertilisers nes									1					1	1	
				Inorganic chemicals nes	2							2	20					20	22	
				Iron and steel									6					6	6	
				Mechanical handling equipment and parts				2				2							2	
				Tyres				6				6							6	
		Dyeing, tanning and colouring materials		1							1							1		
		Mundra	Fertilisers nes									262					262	262		
			Iron or steel articles	2							2							2		
			Plastics in primary forms	2							2							2		
			Rubber articles											2			2	2		
			Tyres				30				30							30		
			Non-ferrous metals, cermet and articles									32					32	32		
		Pipavav (Victor) Port	Albuminoidal substances, starches, glues, enzymes	2							2							2		
			Iron or steel articles	22							22							22		
		Tuticorin	Iron or steel articles	36							36							36		
	Cochin	Haldia	Tyres				4			4							4			
			Fertilisers nes									1					1	1		
	Pakistan	Karachi	Paper and paperboard										2			2	2			
			Refined non-ferrous metals									18					18	18		
			Scrap metals											2			2	2		
			Textiles and textile articles				12				12							12		
			Vegetables									50					50	50		
	Muhammad Bin Qasim/Karachi	Paper and paperboard											8			8	8			
	Sri Lanka	Colombo	Slag, ash and residues; non-ferrous metals								1					1	1			
			Tyres	10							10							10		
South East Asia	Indonesia	Jakarta - Java	Chemicals products nes	1						1							1			
			Empty containers											14			14	14		

Region	Country (Origin/Destination)	Port (Origin/Destination)	Commodity	IMPORT						Import Total	EXPORT						Export Total	Grand Total	
				20ft			40ft				NonStd	20ft			40ft				
				Dry	Reefer	Tank	Dry	Reefer	Tank		Dry	Dry	Reefer	Tank	Dry	Reefer			Tank
			Plastics in primary forms				2				2						2	2	
		Kuching - Sarawak	Vegetables									1					1	1	
	Philippines	Cebu	Non-motorised vehicles and parts											2			2	2	
		Manila	Fuel oil			2					2						2	2	
			Heating and cooling equipments and parts									1					1	1	
			Manufactured goods nes									3		12			15	15	
			Mixed commodities											12			12	12	
			Potassic fertilisers	13							13						13	13	
			Power-generating machinery and equipment									1					1	1	
			Textiles and textile articles	2							2						2	2	
			Tyres				2				2						2	2	
			Vegetables									4					4	4	
			Pet foods									1					1	1	
	Singapore	Singapore	Civil engineering & contractors' plant & equipment				2				2						2	2	
			Electrical machinery and equipment and parts				6				6						6	6	
			Empty containers									1					1	1	
			General industrial machinery and equipment	1							1						1	1	
			Iron or steel articles	1							1						1	1	
			Livestock feedstuffs	5							5						5	5	
			Printing and bookbinding machinery and parts									1					1	1	
			Stone, plaster, cement, asbestos, mica	10							10						10	10	
			Vegetables											4			4	4	
	Thailand	Bangkok	Construction materials	1							1						1	1	
			Crude minerals	25							25						25	25	
			Heating and cooling equipments and parts				2				2						2	2	
			Inorganic chemicals nes	4							4						4	4	
			Iron or steel articles	251			10				261						261	261	
			Lime	3							3						3	3	
			Motor vehicles; parts and accessories				8				8						8	8	
			Plastic articles	1			2				3						3	3	
			Refined non-ferrous metals									96					96	96	
			Stone, sand and gravel	58							58						58	58	
			Textiles and textile articles	2							2						2	2	
			Tyres	2							2						2	2	
		Laem Chabang	Agricultural machinery (excluding tractor) & parts									1		2			3	3	
			Caustic soda (sodium hydroxide)	10							10						10	10	
			Electrical machinery and equipment and parts				2				2						2	2	
			Heating and cooling equipments and parts	23			754				777						777	777	
			Household appliances				2				2						2	2	
			Iron and steel									1					1	1	
			Iron or steel articles	4			8				12						12	12	
			Manufactured goods nes				4				4						4	4	
			Motor vehicles; parts and accessories	3			20				23						23	23	
			Plastic articles	30			14				44						44	44	
			Plastics in primary forms	39			8				47						47	47	
			Refined non-ferrous metals									323					323	323	
			Tubes, pipes, hoses and fittings									1					1	1	
			Tyres	12			76				88						88	88	
		Lat Krabang	Iron or steel articles	37							37						37	37	
		Sriracha	Empty containers				72				72						72	72	
			Wood articles	2							2						2	2	
		Bangkok Modern Terminals/Bangkok	Refined non-ferrous metals									6					6	6	
	Timor-Leste	Dili	Manufactured goods nes									1					1	1	
			Motor vehicles									2		4			6	6	
	Vietnam	Haiphong	Empty containers				28				28						28	28	
			Inorganic chemicals nes	86							86						86	86	
			Iron and steel	1							1						1	1	
			Plastic articles	2							2						2	2	
			Refined non-ferrous metals									434					434	434	
			Textiles and textile articles	1							1						1	1	
			Tubes, pipes, hoses and fittings	2			8				10						10	10	
			Tungsten ores and concentrates									1					1	1	
			Wood											4			4	4	
			Wood articles	4			4				8						8	8	
		Ho Chi Minh City	Ceramic products	3			4				7						7	7	

Region	Country (Origin/Destination)	Port (Origin/Destination)	Commodity	IMPORT						Import Total	EXPORT						Export Total	Grand Total	
				20ft			40ft				NonStd	20ft			40ft				
				Dry	Reefer	Tank	Dry	Reefer	Tank		Dry	Dry	Reefer	Tank	Dry	Reefer			Tank
			Cereals	5						5							5		
			Electrical machinery and equipment and parts	2						2							2		
			Furnitures and fittings				94			94							94		
			General industrial machinery and equipment				4			4							4		
			Iron and steel	5						5							5		
			Livestock feedstuffs	14			24			38							38		
			Manufactured goods nes				2			2							2		
			Mixed commodities	10						10							10		
			Non-ferrous metals, zinc articles								7					7	7		
			Paper and paperboard	1			60			61							61		
			Plastic articles	2						2							2		
			Potassic fertilisers	1						1							1		
			Refined non-ferrous metals								351					351	351		
			Textiles and textile articles				10			10							10		
			Tubes, pipes, hoses and fittings	1			6			7							7		
			Tyres	3						3							3		
			Vegetables								2					2	2		
			Wood				2			2			6			6	8		
		Qui Nhon	Furnitures and fittings				6			6							6		
			Tungsten ores and concentrates								1					1	1		
Southern Europe	Italy	Genoa	Chemicals products nes	13						13							13		
			Inorganic chemicals nes	2						2							2		
			Printing and bookbinding machinery and parts				4			4							4		
			Tubes, pipes, hoses and fittings				6			6							6		
		Venezia	Iron or steel articles	6						6							6		
West Asia	Jordan	Al 'Aqabah	Inorganic chemicals nes	5						5							5		
	Oman	Sohar	Refined non-ferrous metals								30					30	30		
	Qatar	Hamad	Refined non-ferrous metals								12					12	12		
	Saudi Arabia	Ad Dammam	Crude minerals								17					17	17		
			Fertilisers nes								75					75	75		
			Refined non-ferrous metals								21					21	21		
		Jeddah	Refined non-ferrous metals								70					70	70		
		Damman	Crude minerals								12					12	12		
	Turkey	Izmir (Smyrna)	Inorganic chemicals nes	3						3							3		
		Iskenderun	Iron and steel	2						2							2		
		Izmit	Iron and steel				4			4							4		
		Antalya	Fertilisers nes								37					37	37		
	United Arab Emirates	Abu Dhabi	Refined non-ferrous metals								12					12	12		
		Jebel Ali	Electrical machinery and equipment and parts				4			4						4	4		
			Fertilisers nes								13					13	13		
			Glass	15						15							15		
			Glassware	1						1							1		
			Motor vehicles; parts and accessories										12			12	12		
			Power-generating machinery and equipment										2			2	2		
			Refined non-ferrous metals								530					530	530		
			Textiles and textile articles				4			4			26			26	30		
			Vegetables								50					50	50		
		Mina Khalifa/Abu Dhabi	Non-ferrous metals, zinc articles								28					28	28		
			Refined non-ferrous metals								60					60	60		
		Sharjah	Motor vehicles										2			2	2		
			Motor vehicles; parts and accessories								2		180			182	182		
	Kuwait	Shuaiba	Refined non-ferrous metals								12					12	12		
	Israel	Ashdod	Refined non-ferrous metals								7					7	7		
Western Europe	Belgium	Antwerpen	Crude rubber				8			8							8		
			Fertilisers nes	41						41							41		
			Inorganic chemicals nes	8						8							8		
			Iron and steel								9					9	9		
			Manufactured goods nes	1						1							1		
			Nitrogenous fertilisers	5						5							5		
			Slag, ash and residues; non-ferrous metals								162					162	162		
			Stone, plaster, cement, asbestos, mica	11						11							11		
			Tubes, pipes, hoses and fittings	1						1							1		
	Germany	Hamburg	Furnitures and fittings				2			2							2		
			Iron and steel								2					2	2		
			Mechanical handling equipment and parts	1						1							1		

Region	Country (Origin/Destination)	Port (Origin/Destination)	Commodity	IMPORT							Import Total	EXPORT						Export Total	Grand Total
				20ft			40ft			NonStd		20ft			40ft				
				Dry	Reefer	Tank	Dry	Reefer	Tank	Dry		Dry	Reefer	Tank	Dry	Reefer	Tank		
	Netherlands	Rotterdam	Agricultural machinery (excluding tractor) & parts				6				6						6		
			Ceramic products	7			2				9							9	
			Chemicals products nes	16			14				30							30	
			Crude rubber				2				2							2	
			Empty containers									154						154	
			General industrial machinery and equipment	1							1							1	
			Metalworking machinery and parts				2				2							2	
			Organic chemicals	3		1	2				6							6	
			Plastic articles	4							4							4	
			Plastics in primary forms	7							7							7	
			Tubes, pipes, hoses and fittings				38				38							38	
			Tungsten ores and concentrates									1						1	
			Mixed hydroxide precipitate (MHP)									1						1	
		Portugal	Lisboa	Fertilisers nes	2						2							2	
				Nitrogenous fertilisers	10							10						10	
Potassic fertilisers				1							1						1		
	Spain	Algeciras	Inorganic chemicals nes	90						90						90			
	Irish Republic	Fenit	Mechanical handling equipment and parts	3						3						3			
Others	Ivory Coast (Cote d'Ivoire)	Abidjan	Manufactured goods nes								1					1			
West Africa	Benin	Cotonou	Tyres										2			2			
Grand Total				14,223	39	87	6,010			2.4	20,361	14,364	31	67	4,720	14	19,196	39,557	