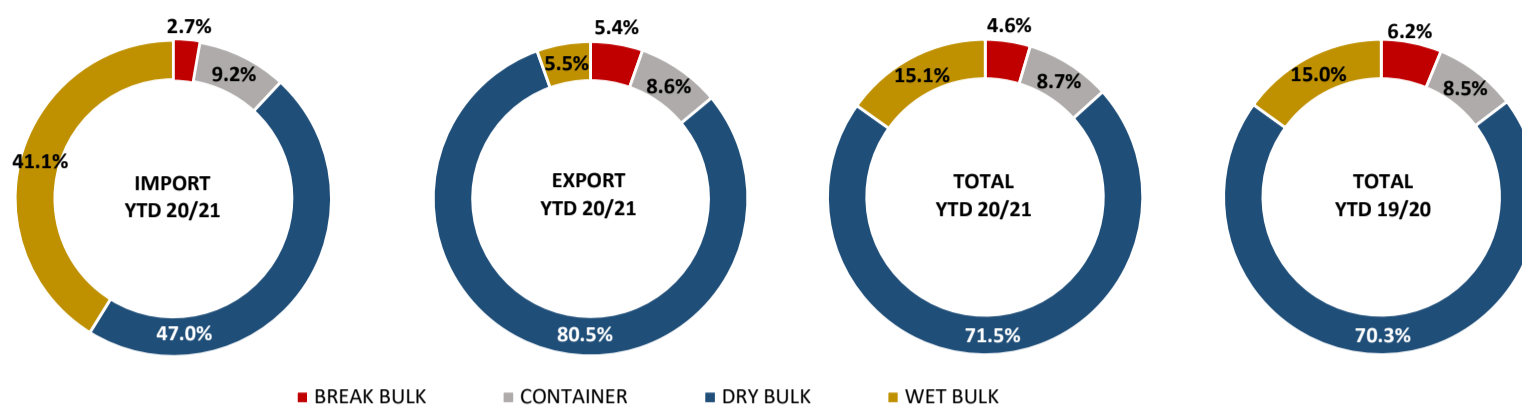


SUMMARY BULKS & CONTAINERISED Goods Tonne	FEB 2020	YTD FY20	FEB 2021		YTD FY21		FEB 2021	YTD FY21
	Total (% Chg)	Total (% Chg)	Import	Export	Import	Export	Total	Total
BREAK BULK	▼ 51.3%	▼ 26.8%	2,958	7,824	40,338	217,638	10,783	257,976
CONTAINER	▼ 0.4%	▲ 0.3%	23,775	53,675	137,484	333,486	77,450	470,970
DRY BULK	▲ 14.4%	▼ 0.9%	80,873	459,205	704,551	3,266,982	540,078	3,971,533
WET BULK	▼ 46.6%	▼ 1.7%	47,067	8,620	616,777	224,836	55,687	841,612
<b>Grand Total</b>	<b>▲ 1.2%</b>	<b>▼ 2.5%</b>	<b>154,673</b>	<b>529,324</b>	<b>1,499,150</b>	<b>4,042,941</b>	<b>683,997</b>	<b>5,542,091</b>

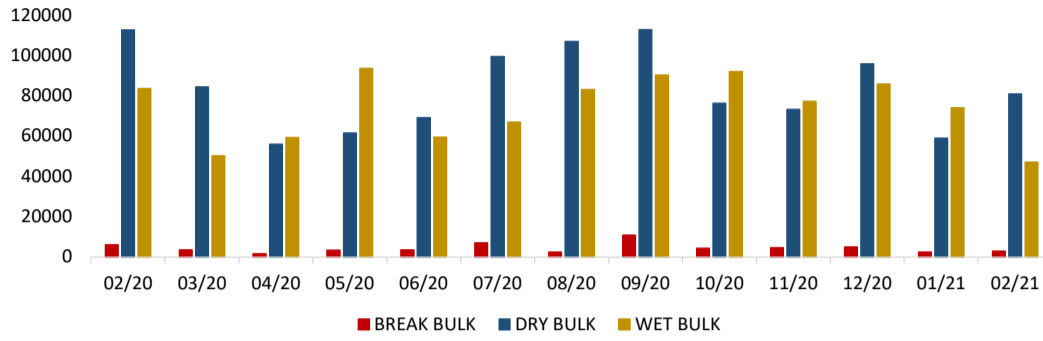


Vessel Category	LOA Group	GRT Group	Commodity	FEB 2021		YTD FY21		FEB 2021	YTD FY21
				Import	Export	Import	Export	Total	Total
BULK CARRIER	> 182.9	20,001 - 25,000	Fertiliser				30,259	-	30,259
			Mineral Ores and Concentrates		29,114		106,474	29,114	106,474
			Sugar and By-Products				40,711	-	40,711
		25,001 - 30,000	Fertiliser			4,998		-	4,998
			Mineral Ores and Concentrates		47,934		47,934	47,934	47,934
			Sugar and By-Products		33,000		330,000	33,000	330,000
		30,001 - 35,000	Fertiliser				253,493	-	253,493
			Mineral Ores and Concentrates		41,126	130,505	60,278	41,126	190,783
			Refined Minerals and Metals				12,703	-	12,703
		35,001 - 40,000	Sugar and By-Products		53,100		441,594	53,100	441,594
			Fertiliser				100,021	-	100,021
			Refined Minerals and Metals				15,501	-	15,501
	121.9 - 182.9	15,001 - 20,000	Sugar and By-Products				50,000	-	50,000
			Fertiliser			15,143		-	15,143
			Construction Materials	50,003		296,809		50,003	296,809
			Mineral Ores and Concentrates	9,054		19,986		9,054	19,986
			Fertiliser		29,021	8,019	88,439	29,021	96,458
			Metal By-Products, Waste and Scrap				9,588	-	9,588
		20,001 - 25,000	Mineral Ores and Concentrates				204,657	-	204,657
			Sugar and By-Products		25,000		253,600	25,000	253,600
			Animal Feedstuffs				12,664	-	12,664
			Fertiliser	10,828	56,463	57,012	146,495	67,291	203,507
			Manufactured Goods				10,667	-	10,667
			Metal By-Products, Waste and Scrap				9,094	-	9,094
25,001 - 30,000	Mineral Ores and Concentrates		76,705	65,533	632,171	76,705	697,704		
	Refined Minerals and Metals				67,894	-	67,894		
	Sugar and By-Products		66,000		194,648	66,000	194,648		
	Fertiliser	10,988		10,988		10,988	10,988		
	Animal Feedstuffs				7,132	-	7,132		
	Fertiliser				7,488	-	7,488		
CONTAINER	> 182.9	25,001 - 30,000	Animal Feedstuffs	60		423		60	423
			Chemicals Products (including sulphates)	1,121		12,763	15	1,121	12,778
			Crude Materials			387		-	387
			Empty containers			397		-	397
			Fertiliser			1,289	198	-	1,488
			Foods and Grains	164		243	500	164	743
			Manufactured Goods	971		6,364	1,753	971	8,116
			Metal By-Products, Waste and Scrap			199	281	-	481
			Petroleum Products			118		-	118
			Plant, Machinery and Equipments	401		2,407		401	2,407
			Refined Minerals and Metals	430	2,247	1,166	62,438	2,677	63,604
			121.9 - 182.9	< 10,000	Chemicals Products (including sulphates)	2,296		6,884	
	Empty containers	14				14		14	14
	Fertiliser					48		-	48
	Foods and Grains					23		-	23
	Manufactured Goods	259				1,130	457	259	1,587
	Metal By-Products, Waste and Scrap	46			213	112	492	259	604
	Mineral Ores and Concentrates				2,096		3,021	2,096	3,021
	Plant, Machinery and Equipments	250				720		250	720
	Refined Minerals and Metals	604			9,754	939	25,359	10,357	26,298
	Animal Feedstuffs						124		124
	Chemicals Products (including sulphates)	76			131	420	1,453	208	1,873
	Crude Materials				158	255	295	158	550
	Empty containers	54	205	54	290	258	344		
Fertiliser	86		451	44	86	495			
Foods and Grains				9	-	9			
Manufactured Goods	1,731	240	8,030	620	1,971	8,649			
Mineral Ores and Concentrates		25		25	25	25			
Plant, Machinery and Equipments	175	10	622	88	185	711			
Refined Minerals and Metals		1,352		2,525	1,352	2,525			
10,000 - 15,000	Animal Feedstuffs	112		532	1,719	112	2,251		
	Chemicals Products (including sulphates)	1,731		15,043	14	1,731	15,057		
	Crude Materials	234		1,927	3,440	234	5,367		
	Empty containers	46		63		46	63		
	Fertiliser	524		3,610		524	3,610		
	Foods and Grains	142		233		142	233		
	Manufactured Goods	3,349	28	17,967	258	3,377	18,225		
	Metal By-Products, Waste and Scrap		136		476	136	476		
	Mineral Ores and Concentrates		5,973		35,141	5,973	35,141		
	Plant, Machinery and Equipments	754		5,499	11	754	5,511		

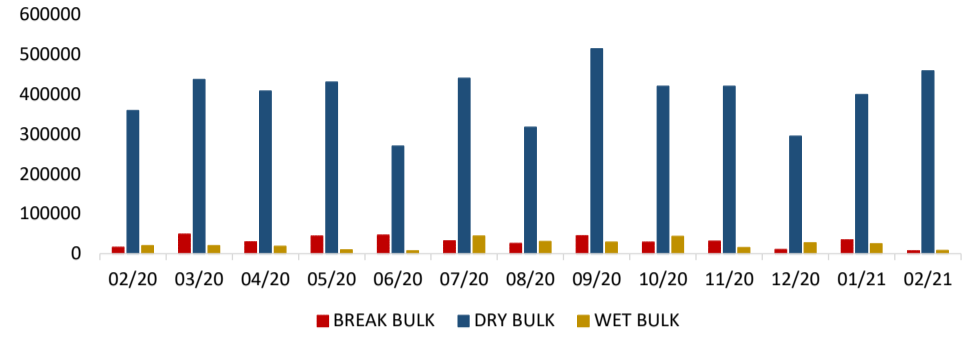
Vessel Category	LOA Group	GRT Group	Commodity	FEB 2021		YTD FY21		FEB 2021	YTD FY21
				Import	Export	Import	Export	Total	Total
		15,001 - 20,000	Refined Minerals and Metals		3,618		40,100	3,618	40,100
			Animal Feedstuffs			242	23	-	265
			Construction Materials				23	-	23
			Chemicals Products (including sulphates)	1,685	179	10,120	537	1,864	10,657
			Crude Materials	450	198	1,028	1,568	648	2,596
			Empty containers	-	323	36	334	323	370
			Fertiliser	460		2,662	8,036	460	10,698
			Foods and Grains		264	44	11,640	264	11,684
			Manufactured Goods	4,994	592	15,532	2,829	5,585	18,361
			Metal By-Products, Waste and Scrap			48	3,896	-	3,944
			Mineral Ores and Concentrates		17		669	17	669
			Plant, Machinery and Equipments	741	2,355	3,568	4,035	3,095	7,603
			Refined Minerals and Metals			23,563	1,445	23,563	99,153
		20,001 - 25,000	Animal Feedstuffs				1,290	-	1,290
			Construction Materials			25		-	25
			Chemicals Products (including sulphates)			3,694		-	3,694
			Crude Materials			334	714	-	1,048
			Empty containers					-	
			Fertiliser			1,068		-	1,068
			Foods and Grains			119		-	119
			Manufactured Goods			5,130	116	-	5,246
			Metal By-Products, Waste and Scrap				343	-	343
			Mineral Ores and Concentrates				8,979	-	8,979
Plant, Machinery and Equipments			930	10	-	940			
Refined Minerals and Metals				9,738	-	9,738			
GENERAL CARGO	< 121.9	< 10,000	Empty containers					-	
			Manufactured Goods			2,830		-	2,830
			Mineral Ores and Concentrates				4,618	-	4,618
			Plant, Machinery and Equipments			34		-	34
	Refined Minerals and Metals				9,012	-	9,012		
	> 182.9	20,001 - 25,000	Plant, Machinery and Equipments			263		-	263
	121.9 - 182.9	< 10,000	Commodities not specified according to kind			0		-	0
			Empty containers				15	-	15
			Manufactured Goods			3,917	202	-	4,119
			Mineral Ores and Concentrates			5,603	21,061	-	26,664
Plant, Machinery and Equipments					1,254		-	1,254	
Refined Minerals and Metals					40	24,019	-	24,059	
20,001 - 25,000	Fertiliser			2,541	3,009	-	5,550		
	Fertiliser			28,681		-	28,681		
LIVESTOCK	< 121.9	< 10,000	Animal Feedstuffs		172		772	172	772
			Livestock		810		3,919	810	3,919
	> 182.9	35,001 - 40,000	Animal Feedstuffs				3,817	-	3,817
			Livestock				12,594	-	12,594
	121.9 - 182.9	10,000 - 15,000	Animal Feedstuffs		1,590		10,265	1,590	10,265
			Livestock		6,940		39,605	6,940	39,605
25,001 - 30,000	Animal Feedstuffs				2,098	-	2,098		
	Livestock				12,805	-	12,805		
OPEN HATCH CARGO SHIP	> 182.9	20,001 - 25,000	Fertiliser			10,408	5,013	-	15,421
		35,001 - 40,000	Mineral Ores and Concentrates				12,015	-	12,015
	121.9 - 182.9	20,001 - 25,000	Manufactured Goods			1,651		-	1,651
			Mineral Ores and Concentrates				49,349	-	49,349
			Sugar and By-Products				28,000	-	28,000
	25,001 - 30,000	Fertiliser			6,468		-	6,468	
		Mineral Ores and Concentrates				23,605	-	23,605	
		Sugar and By-Products				36,900	-	36,900	
Fertiliser			14,572		-	14,572			
TANKER	< 121.9	< 10,000	Chemicals Products (including sulphates)				10,001	-	10,001
			Petroleum Products			16,482		-	16,482
			Sugar and By-Products		8,620		82,742	8,620	82,742
	> 182.9	20,001 - 25,000	Petroleum Products			7,577	83	-	7,659
		25,001 - 30,000	Petroleum Products	28,310		446,614		28,310	446,614
		30,001 - 35,000	Petroleum Products	16,624		44,405		16,624	44,405
		40,001 - 45,000	Petroleum Products			62,912		-	62,912
	121.9 - 182.9	< 10,000	Chemicals Products (including sulphates)				47,005	-	47,005
			Petroleum Products	2,133		16,237		2,133	16,237
			Sugar and By-Products				50,001	-	50,001
10,000 - 15,000		Chemicals Products (including sulphates)			1,899	35,004	-	36,903	
		Petroleum Products			5,527		-	5,527	
15,001 - 20,000		Chemicals Products (including sulphates)			2,151		-	2,151	
25,001 - 30,000	Petroleum Products			12,973		-	12,973		
VEHICLE CARRIER	> 182.9	> 55,000	Plant, Machinery and Equipments	2,774	54	18,363	621	2,828	18,983
		35,001 - 40,000	Plant, Machinery and Equipments			342		-	342
		40,001 - 45,000	Plant, Machinery and Equipments			1,959	35	-	1,994
<b>Grand Total</b>				<b>154,673</b>	<b>529,324</b>	<b>1,499,150</b>	<b>4,042,941</b>	<b>683,997</b>	<b>5,542,091</b>

SUMMARY BULKS Goods Tonnes	FEB 2020	YTD FY20	FEB 2021		YTD FY21		FEB 2021	YTD FY21
	Total (% Chg)	Total (% Chg)	Import	Export	Import	Export	Total	Total
BREAK BULK	▼ 51.3%	▼ 26.8%	2,958	7,824	40,338	217,638	10,783	257,976
DRY BULK	▲ 14.4%	▼ 0.9%	80,873	459,205	704,551	3,266,982	540,078	3,971,533
WET BULK	▼ 46.6%	▼ 1.7%	47,067	8,620	616,777	224,836	55,687	841,612
Grand Total	▲ 1.4%	▼ 2.8%	130,898	475,649	1,361,665	3,709,455	606,547	5,071,121

Monthly Imports by Bulk Type (Tonnes)



Monthly Exports by Bulk Type (Tonnes)



Bulk Mode	Region	Country (Origin/Destination)	Port (Origin/Destination)	Commodity	FEB 2021		YTD FY21		FEB 2021	YTD FY21	
					Import	Export	Import	Export	Total	Total	
BREAK BULK	East Asia	China	Nansha	Furnitures and fittings			178		-	178	
			Shanghai	Iron or steel articles			0		-	0	
				Refined non-ferrous metals				33,031	-	33,031	
			Changchun Longjia Internatio	Civil engineering & contractors' plant & equipment				65	-	65	
		Japan	Chofu	Tyres				7,175		-	7,175
			Hiroshima	Motor vehicles	36		955		36	955	
			Kobe	Power-generating machinery and equipment			10		-	10	
			Mizushima	Motor vehicles	68		460		68	460	
			Nagoya - Aichi	Mechanical handling equipment and parts	20		152		20	152	
				Motor vehicles	989		6,709		989	6,709	
				Motor vehicles; parts and accessories			5		-	5	
			Nakanoseki	Motor vehicles	46		583		46	583	
			Toyohashi	Motor vehicles	60		276		60	276	
			Yokohama	Commodities not specified according to kind			0		-	0	
				Electrical machinery and equipment and parts			263		-	263	
				Mechanical handling equipment and parts	2		84		2	84	
				Motor vehicles	216		1,985		216	1,985	
			Non-motorised vehicles and parts			19		-	19		
		Kanda	Motor vehicles	87		419		87	419		
		Korea, South	Busan	Civil engineering & contractors' plant & equipment			11		-	11	
	Heating and cooling equipments and parts					17		-	17		
	Mechanical handling equipment and parts					210		-	210		
	Other machinery & equipment for specific industry					12		-	12		
	Incheon		Scrap metals				9,094	-	9,094		
	Inchon		Civil engineering & contractors' plant & equipment	22		36		22	36		
			Motor vehicles; parts and accessories	0		0		0	0		
	Pyongtaek		Motor vehicles			19		-	19		
	Ulsan	Motor vehicles			26		-	26			
	Mokpo	Motor vehicles			4		-	4			
	Taiwan	Kaohsiung	Iron and steel			10,062		-	10,062		
			Iron or steel articles			606		-	606		
	Oceania	Australia	Fremantle	Civil engineering & contractors' plant & equipment			372		-	372	
				Motor vehicles; parts and accessories			1		-	1	
		New Zealand	Tauranga	Electrical machinery and equipment and parts			3		-	3	
		Papua New Guinea	Lae	Furnitures and fittings			202		-	202	
			General industrial machinery and equipment			14		-	14		
	South Asia	India	Mundra	Motor vehicles	12		38		12	38	
	South East Asia	Indonesia	Jakarta - Java	Live cattle		2,968	18,192	2,968	18,192		
				Panjang	Live cattle		251	-	251		
			Tanjung Priok	Live cattle		869	-	869			
			Belawan - Sumatra	Live cattle	810	810	810	810			
		Philippines	Subic Bay	Live cattle		804	-	804			
		Thailand	Laem Chabang	Agricultural machinery (excluding tractor) & parts			66	-	66		
				Civil engineering & contractors' plant & equipment		54	54	54	54		
				Electrical machinery and equipment and parts			31	-	31		
		Vietnam	Haiphong	Iron or steel articles	184	184	184	184			
				Live cattle		1,099	19,079	1,099	19,079		
Hon La			Live cattle		1,264	2,314	1,264	2,314			
Phu-My			Live cattle			12,008	-	12,008			
Saigon ITV/Phu My			Live cattle		1,609	4,176	1,609	4,176			
			Livestock feedstuffs		20	20	20	20			
Da Nang	Scrap metals				9,588	-	9,588				
Vung Tau	Live cattle			3,477	-	3,477					
	Livestock feedstuffs			10	-	10					
Vung Ang	Live cattle			6,280	-	6,280					
Southern Europe	Egypt	El Iskandariya (= Alexandria)	Civil engineering & contractors' plant & equipment			15	-	15			
West Asia	Jordan	Al 'Aqabah	Mechanical handling equipment and parts			35	-	35			
	United Arab Emirates	Jebel Ali	Motor vehicles			47	-	47			
Western Europe	Belgium	Maurage	Live cattle			665	-	665			
			United Kingdom	London	Refined non-ferrous metals			96,098	-	96,098	
		Bristol	Motor vehicles			24	-	24			
	Irish Republic	Fenit	Mechanical handling equipment and parts			946	-	946			
DRY BULK	East Asia	China	Fangcheng	Copper ores and concentrates			21,770	-	21,770		
				Ores and concentrates nes			23,218	-	23,218		
				Zinc ores and concentrates		12,037	87,379	12,037	87,379		
			Huangpu	Zinc ores and concentrates			50,143	-	50,143		
			Huludao	Zinc ores and concentrates			11,203	-	11,203		
			Jinzhou	Zinc ores and concentrates			5,739	-	5,739		
			Lianyungang	Copper ores and concentrates			10,499	-	10,499		
				Ores and concentrates nes		10,436	25,651	10,436	25,651		
				Zinc ores and concentrates		23,604	124,151	23,604	124,151		
			Nanjing	Ores and concentrates nes			10,418	-	10,418		
				Zinc ores and concentrates			10,000	-	10,000		
			Qinhuangdao	Copper ores and concentrates			11,004	-	11,004		
			Rizhao	Ores and concentrates nes	9,054	4,304	19,986	4,304	13,358	24,290	
		Tianjin	Nitrogenous fertilisers			4,012	-	4,012			
			Zinc ores and concentrates			11,811	-	11,811			
		Tianjinxingang	Zinc ores and concentrates			22,065	-	22,065			
		Yantai	Ores and concentrates nes			5,420	-	5,420			
		Japan	Chiba	Sugar and by-products			51,000	-	51,000		
			Hikoshima	Zinc ores and concentrates			17,004	-	17,004		
			Ichihara	Sugar and by-products			25,000	-	25,000		
	Kinuura		Sugar and by-products			26,000	-	26,000			
	Kobe		Sugar and by-products			27,000	-	27,000			

Bulk Mode	Region	Country (Origin/Destination)	Port (Origin/Destination)	Commodity	FEB 2021		YTD FY21		FEB 2021	YTD FY21	
					Import	Export	Import	Export	Total	Total	
DRI	Korea, South	Korea, South	Moji/Kitakyushu	Sugar and by-products				24,000	-	24,000	
			Onahama	Zinc ores and concentrates				11,802	-	11,802	
			Osaka	Sugar and by-products				81,600	-	81,600	
			Shikama	Ores and concentrates nes		5,412		10,724	5,412	10,724	
			Akita	Zinc ores and concentrates				5,506	-	5,506	
			Izumisano	Sugar and by-products				24,000	-	24,000	
			Bukpyong	Zinc ores and concentrates		5,410		5,410	5,410	5,410	
			Incheon	Sugar and by-products				157,000	-	157,000	
			Inchon	Sugar and by-products				138,000	-	138,000	
		Kunsan	Sugar and by-products				25,000	-	25,000		
		Onsan	Ores and concentrates nes		16,320		103,868	16,320	103,868		
			Zinc ores and concentrates		55,569		279,631	55,569	279,631		
		Pyongtaek	Sugar and by-products		25,000		25,000	25,000	25,000		
		Ulsan	Sugar and by-products				86,000	-	86,000		
		Donghae	Zinc ores and concentrates		10,732		73,780	10,732	73,780		
		Kwangyang	Copper ores and concentrates		11,099		11,099	11,099	11,099		
		Taiwan	Taichung	Copper ores and concentrates				10,210	-	10,210	
		Latin America & Caribbean	Mexico	Topolobampo	Fertilisers nes				27,009	-	27,009
	Latin America & Caribbean	Chile	Mejillones	Zinc ores and concentrates			43,543	-	43,543		
		Peru	Punta Lobitos	Zinc ores and concentrates			21,990	-	21,990		
	North America - East	Alaska	Red Dog	Zinc ores and concentrates			130,505	-	130,505		
	North America - West	Canada	Vancouver	Fertilisers nes	10,988		69,385	10,988	69,385		
	Potassic fertilisers			2,751		2,751	2,751	2,751			
	Trois-Rivieres (Three Rivers)		Zinc ores and concentrates		29,114		29,114	29,114	29,114		
	United States		Crockett	Sugar and by-products				67,567	-	67,567	
			New Orleans	Fertilisers nes				245,043	-	245,043	
		Portland	Potassic fertilisers	4,049		23,466	4,049	23,466			
	Waggaman	Livestock feedstuffs				19,797	-	19,797			
	Oceania	Australia	Brisbane	Fertilisers nes		29,021		29,021	29,021	29,021	
	Geelong		Fertilisers nes				41,041	-	41,041		
	Geraldton		Fertilisers nes				30,259	-	30,259		
			Zinc ores and concentrates				5,603	-	5,603		
	Gladstone		Construction materials	25,003		249,809	25,003	249,809			
	Melbourne		Sugar and by-products		33,000		33,000	33,000	33,000		
	Newcastle		Fertilisers nes		29,352		59,356	29,352	59,356		
	Port Pirie		Ores and concentrates nes				12,503	-	12,503		
	Hobart		Zinc ores and concentrates		10,842		32,749	10,842	32,749		
	Risdon		Zinc ores and concentrates				32,942	-	32,942		
	Kwinana		Fertilisers nes		27,111		27,111	27,111	27,111		
	South Asia		Bangladesh	Chittagong	Fertilisers nes			108,471	-	108,471	
			Pakistan	Karachi	Fertilisers nes			9,008	-	9,008	
			Gwadar	Fertilisers nes				50,410	-	50,410	
	South East Asia	Indonesia	Bontang - Kl	Nitrogenous fertilisers			8,869	-	8,869		
	Ciwandan		Sugar and by-products				28,616	-	28,616		
	Jakarta - Java		Livestock feedstuffs		650		2,880	650	2,880		
	Panjang		Livestock feedstuffs				68	-	68		
			Sugar and by-products		53,100		257,374	53,100	257,374		
	Tanjung Priok		Livestock feedstuffs				145	-	145		
			Sugar and by-products				96,384	-	96,384		
	Merak - Java		Sugar and by-products				82,220	-	82,220		
	Belawan - Sumatra		Livestock feedstuffs		172		172	172	172		
	Gresik - Java		Sugar and by-products		66,000		139,295	66,000	139,295		
	Gorontalo - Sulawesi		Construction materials	25,000		47,000	25,000	47,000			
	Cigading		Sugar and by-products				35,790	-	35,790		
	Malaysia		Sipitang - Sabah	Nitrogenous fertilisers	4,027		15,523	4,027	15,523		
			Bintulu - Sarawak	Nitrogenous fertilisers			9,012	-	9,012		
	Philippines	Subic Bay	Livestock feedstuffs			149	-	149			
	Vietnam	Haiphong	Livestock feedstuffs		100	4,572	100	4,572			
		Hon La	Livestock feedstuffs		360	670	360	670			
		Phu-My	Livestock feedstuffs			4,471	-	4,471			
		Saigon ITV/Phu My	Livestock feedstuffs		460	1,043	460	1,043			
		Vung Tau	Livestock feedstuffs			850	-	850			
		Vung Ang	Livestock feedstuffs			1,715	-	1,715			
	West Asia	Qatar	Mesaieed	Nitrogenous fertilisers			15,209	-	15,209		
		Saudi Arabia	Jubail	Nitrogenous fertilisers			18,094	-	18,094		
	Western Europe	Belgium	Maurage	Livestock feedstuffs			186	-	186		
		Germany	Nordenham	Zinc ores and concentrates			15,020	-	15,020		
		Netherlands	Vlissingen	Ores and concentrates nes			10,819	-	10,819		
		Spain	Aviles	Zinc ores and concentrates			96,529	-	96,529		
	WET BULK	East Asia	China	Dalian	Diesel			12,973	-	12,973	
	Qinzhou			Diesel				22,374	-	22,374	
	Quanzhou			Diesel				26,388	-	26,388	
	Yangshan			Aviation fuels				285	-	285	
				Diesel				239	-	239	
	Zhenjiang			Petroleum products nes				2,693	-	2,693	
	Yangpu			Aviation fuels				6,454	-	6,454	
	Ningbo Pt			Petroleum products nes				2,952	-	2,952	
	Japan			Sakai	Diesel			196	-	196	
				Petrol				6,450	-	6,450	
				Kashima - Saga	Caustic soda (sodium hydroxide)			2,151	-	2,151	
				Etajima	Caustic soda (sodium hydroxide)			1,899	-	1,899	
	Korea, South			Daesan	Aviation fuels			613	-	613	
				Diesel				691	-	691	
				Onsan	Diesel		48,355	-	48,355		
				Petrol				2,485	-	2,485	
				Ulsan	Aviation fuels			781	-	781	
				Diesel				1,024	-	1,024	
			Yeosu (ex Yosu)	Diesel	9,261		75,174	9,261	75,174		
			Petrol		2,002		13,199	2,002	13,199		
			Petroleum products nes				11,546	-	11,546		
	Latin America & Caribbean		Chile	Mejillones	Inorganic chemicals nes			17,003	-	17,003	
	North America - West		United States	New Orleans	Petroleum products nes			14,749	-	14,749	
	Oceania		Australia	Brisbane	Diesel	390		2,868	390	2,868	
					Inorganic chemicals nes				38,004	-	38,004
					Petrol		9,955		30,643	9,955	30,643
					Sugar and by-products				16,001	-	16,001
				Bundaberg	Sugar and by-products			8,300	-	8,300	
				Geelong	Aviation fuels		618	3,026	618	3,026	
				Diesel			201	975	201	975	
				Petrol		1,313		5,652	1,313	5,652	
	Melbourne			Sugar and by-products			8,620	32,627	8,620	32,627	
	Newcastle			Inorganic chemicals nes			8,001	-	8,001		
	Botany Bay			Base oil			83	-	83		
	New Zealand			Bluff	Sugar and by-products			17,840	-	17,840	
	New Plymouth			Sugar and by-products			20,500	-	20,500		
	Tauranga			Sugar and by-products			8,500	-	8,500		
	Timaru		Sugar and by-products			8,475	-	8,475			
	Marsden Point		Sugar and by-products			8,500	-	8,500			
South Asia	India		Tuticorin	Inorganic chemicals nes			29,002	-	29,002		
	Paradip Port		Diesel			14,262	-	14,262			
South East Asia	Brunei		Muara	Diesel			13,496	-	13,496		
	Indonesia		Nipah	Diesel			16,513	-	16,513		
	Malaysia		Johor Bahru	Aviation fuels			2,496	-	2,496		
	Diesel					13,461	-	13,461			

Bulk Mode	Region	Country (Origin/Destination)	Port (Origin/Destination)	Commodity	FEB 2021		YTD FY21		FEB 2021	YTD FY21
					Import	Export	Import	Export	Total	Total
			Kampung Tanjung Langsat	Petrol			7,328		-	7,328
				Petroleum products nes			5,375		-	5,375
			Malacca	Diesel			14,065		-	14,065
			Tanjong Bin	Diesel			12,999		-	12,999
			Tanjung Pelepas	Aviation fuels			5,123		-	5,123
				Diesel			9,983		-	9,983
			Pengerang	Aviation fuels	5,601		16,190		5,601	16,190
				Diesel			46,495		-	46,495
		Singapore	Singapore	Diesel	14,149		94,728		14,149	94,728
				Petrol	3,575		36,967		3,575	36,967
				Petroleum products nes			3,970		-	3,970
		Thailand	Rayong	Petroleum products nes			3,469		-	3,469
		Vietnam	Go Dau A Terminal	Sugar and by-products				12,000	-	12,000
	West Asia	Bahrain	Sitra	Petroleum products nes				3,023	-	3,023
<b>Grand Total</b>							<b>130,898</b>	<b>475,649</b>	<b>1,361,665</b>	<b>3,709,455</b>
									<b>606,547</b>	<b>5,071,121</b>



Region	Country (Origin/Destination)	Port (Origin/Destination)	Commodity	IMPORT						Import Total	EXPORT						Export Total	Grand Total
				20ft			40ft				20ft			40ft				
				Dry	Reefer	Tank	Dry	Reefer	Tank		Dry	Reefer	Tank	Dry	Reefer	Tank		
			Electrical machinery and equipment and parts				4				4						4	
			Empty containers									2			22		24	
			Glassware	1							1						1	
			Heating and cooling equipments and parts	1							1						1	
			Inorganic chemicals nes	16							16						16	
			Iron or steel articles	45			10				55						55	
			Manufactured goods nes	1			4				5						5	
			Mechanical handling equipment and parts	2							2						2	
			Mixed commodities	1							1						1	
			Motor vehicles; parts and accessories	1							1						1	
			Non-ferrous metals, aluminium articles	3			8				11						11	
			Non-motorised vehicles and parts				40				40						40	
			Organic chemicals	56							56						56	
			Other machinery & equipment for specific industry				4				4						4	
			Paper and paperboard	1			24				25						25	
			Precious metal ores and concentrates									308					308	
			Ships, boats and floating structures				2				2						2	
			Textiles and textile articles				2				2						2	
			Tubes, pipes, hoses and fittings	1							1						1	
			Tyres	4			78				82						82	
			Wood articles	1			4				5						5	
		Qinzhou	Inorganic chemicals nes	8							8						8	
			Sulphates; of zinc	18							18						18	
		Shanghai	Ceramic products				2				2						2	
			Chemicals products nes	3							3						3	
			Electrical machinery and equipment and parts	1			32				33						33	
			Empty containers	4			12				16	19			74		109	
			Furnitures and fittings	2			28				30						30	
			General industrial machinery and equipment				2				2						2	
			Heating and cooling equipments and parts	1			10				11						11	
			Inorganic chemicals nes	4							4						4	
			Iron and steel	2							2						2	
			Iron or steel articles	14			12				26						26	
			Manufactured goods nes	1							1						1	
			Mechanical handling equipment and parts	1			6				7						7	
			Non-ferrous metals, aluminium articles				4				4						4	
			Optical, measuring, medical or dental instruments	1							1						1	
			Organic chemicals	41							41						41	
			Paper and paperboard				4				4						4	
			Plastic articles	11			8				19						19	
			Plastics in primary forms	2							2						2	
			Power-generating machinery and equipment	1							1						1	
			Refined non-ferrous metals									661					661	
			Rubber articles	1			2				3						3	
			Stone, plaster, cement, asbestos, mica				6				6						6	
			Textiles and textile articles	3			2				5						5	
			Tubes, pipes, hoses and fittings				4				4						4	
			Tyres	4			10				14						14	
		Shekou	Ceramic products	1			12				13						13	
			Electrical machinery and equipment and parts	1							1						1	
			Furnitures and fittings				10				10						10	
			Glassware				2				2						2	
			Heating and cooling equipments and parts	1							1						1	
			Manufactured goods nes	2							2						2	
			Motor vehicles; parts and accessories				4				4						4	
			Paper and paperboard				10				10						10	
			Plastic articles	1							1						1	
			Stone, plaster, cement, asbestos, mica				4				4						4	
			Textiles and textile articles				2				2						2	
			Tyres				8				8						8	
		Tianjinxingang	Glass	1							1						1	
			Inorganic chemicals nes	3							3						3	

Region	Country (Origin/Destination)	Port (Origin/Destination)	Commodity	IMPORT						Import Total	EXPORT						Export Total	Grand Total
				20ft			40ft				20ft			40ft				
				Dry	Reefer	Tank	Dry	Reefer	Tank		Dry	Reefer	Tank	Dry	Reefer	Tank		
			Iron and steel	35						35							35	
			Iron or steel articles	35			30			65							65	
			Manufactured goods nes	1			2			3							3	
			Natural abrasives	15						15							15	
			Nitrogenous fertilisers	7						7							7	
			Organic chemicals	1						1							1	
			Potassic fertilisers	2						2							2	
			Sulphates; of zinc	10						10							10	
			Leather articles	1						1							1	
		Wuhu	Tubes, pipes, hoses and fittings				4			4							4	
		Xiamen	Paper and paperboard				86			86							86	
			Stone, plaster, cement, asbestos, mica	1						1							1	
			Textiles and textile articles				2			2							2	
			Wood articles				2			2							2	
		Xiaolan	General industrial machinery and equipment				2			2							2	
		Xingang	Fertilisers nes	1						1							1	
			Glass	2						2							2	
			Iron and steel	4						4							4	
			Iron or steel articles	13			2			15							15	
			Nitrogenous fertilisers	8						8							8	
			Railway vehicles (incl. hovertrain) & equipments	3						3							3	
			Stone, plaster, cement, asbestos, mica	1						1							1	
			Tubes, pipes, hoses and fittings	2						2							2	
		Yantian	Ceramic products				4			4							4	
			Electrical machinery and equipment and parts	1						1							1	
		Yichang	Inorganic chemicals nes	1						1							1	
		Yueyang	Inorganic chemicals nes	8						8							8	
			Nitrogenous fertilisers	1						1							1	
		Zhangjiagang	Tyres				2			2							2	
		Zhongshan	Iron or steel articles	1						1							1	
			Textiles and textile articles				2			2							2	
		Zhuhai	Plastic articles	1						1							1	
		Yangpu	Empty containers								5			260			265	
		Gaoming	Ceramic products	1						1							1	
		Beijiao	Mixed commodities	1						1							1	
	Hong Kong	Hong Kong	Refined non-ferrous metals								12						12	
	Japan	Kobe	Tyres	1						1							1	
		Nagoya - Aichi	Tyres				6			6							6	
		Osaka	Civil engineering & contractors' plant & equipment				2			2							2	
			Motor vehicles				2			2							2	
		Tokyo	Motor vehicles				2			2							2	
	Korea, South	Inchon	Refined non-ferrous metals								7						7	
		Pusan	Civil engineering & contractors' plant & equipment	1						1							1	
			Electrical machinery and equipment and parts	9						9							9	
			Furnitures and fittings				2			2							2	
			Heating and cooling equipments and parts				14			14							14	
			Iron or steel articles	1			4			5							5	
			Mechanical handling equipment and parts	1						1							1	
			Mixed commodities				12			12							12	
			Other machinery & equipment for specific industry	1						1							1	
			Paper and paperboard	1						1							1	
			Plastics in primary forms	17						17							17	
			Potassic fertilisers	5						5							5	
			Power-generating machinery and equipment	2						2							2	
			Refined non-ferrous metals	74						74	5					5	79	
			Scrap metals								14			16			30	
			Tyres	1						1							1	
			Wood articles				2			2							2	
	Taiwan	Kaohsiung	Iron or steel articles				2			2							2	
			Plastics in primary forms	5						5							5	
			Refined non-ferrous metals								61						61	
		Keelung (Chilung)	Iron and steel				4			4							4	





Region	Country (Origin/Destination)	Port (Origin/Destination)	Commodity	IMPORT						Import Total	EXPORT						Export Total	Grand Total	
				20ft			40ft				20ft			40ft					
				Dry	Reefer	Tank	Dry	Reefer	Tank		Dry	Reefer	Tank	Dry	Reefer	Tank			
			Wood articles	2						2							2		
			Wheat or meslin flour	11						11							11		
	Malaysia	Pasir Gudang - Johor	Furnitures and fittings				2			2							2		
				Inorganic chemicals nes	1						1	1						1	
				Paper and paperboard	2							2							2
				Refined non-ferrous metals								26							26
				Inorganic chemicals nes	1							1							1
			Penang (Georgetown)	Refined non-ferrous metals								29						29	
				Empty containers								4		162	6			172	
			Port Kelang	Furnitures and fittings	1						1							1	
				Heating and cooling equipments and parts	1			30				31							31
				Inorganic chemicals nes	2							2							2
				Iron or steel articles	1							1							1
				Lime	54							54							54
				Mechanical handling equipment and parts				2				2							2
				Plastic articles				2				2							2
				Refined non-ferrous metals								45							45
				Rubber articles	2			4				6							6
				Stone, plaster, cement, asbestos, mica	15							15							15
				Fixed vegetable fats and oils	1							1							1
		Philippines		Manila	Manufactured goods nes								1		2				3
					Mixed commodities										2				2
	Thailand	Bangkok	Iron or steel articles	22						22							22		
				Motor vehicles; parts and accessories				2				2						2	
				Plastic articles	1							1						1	
				Refined non-ferrous metals									21					21	
				Stone, sand and gravel	11							11							11
			Laem Chabang	Agricultural machinery (excluding tractor) & parts								1						1	
				Heating and cooling equipments and parts	3			136				139							139
				Iron or steel articles				2				2							2
				Motor vehicles; parts and accessories	1			4				5							5
				Plastic articles	20			2				22							22
				Plastics in primary forms	11							11							11
				Refined non-ferrous metals									137						137
				Tyres	6			10				16							16
	Vietnam	Haiphong	Empty containers				14			14							14		
				Inorganic chemicals nes	20							20							20
				Refined non-ferrous metals									35						35
				Tubes, pipes, hoses and fittings				6				6							6
				Tungsten ores and concentrates									1						1
				Wood articles				2				2							2
			Ho Chi Minh City	Ceramic products	1						1							1	
				Cereals	1							1							1
				Furnitures and fittings				22				22							22
				Livestock feedstuffs	8							8							8
				Manufactured goods nes				2				2							2
				Paper and paperboard				14				14							14
				Plastic articles	1							1							1
				Refined non-ferrous metals									92						92
				Textiles and textile articles				2				2							2
		Tubes, pipes, hoses and fittings	1			6				7							7		
		Wood										4					4		
West Asia	Oman	Sohar	Refined non-ferrous metals								6						6		
	Qatar	Hamad	Refined non-ferrous metals								4						4		
	Saudi Arabia	Ad Dammam	Crude minerals									6						6	
			Refined non-ferrous metals									8						8	
		Jeddah	Refined non-ferrous metals									10						10	
		Damman	Crude minerals									6						6	
	United Arab Emirates	Jebel Ali	Glass	4							4							4	
			Motor vehicles; parts and accessories											2				2	
			Refined non-ferrous metals										166					166	
			Textiles and textile articles				2					2			8			8	

Region	Country (Origin/Destination)	Port (Origin/Destination)	Commodity	IMPORT						Import Total	EXPORT						Export Total	Grand Total	
				20ft			40ft				20ft			40ft					
				Dry	Reefer	Tank	Dry	Reefer	Tank		Dry	Reefer	Tank	Dry	Reefer	Tank			
		Mina Khalifa/Abu Dhabi	Refined non-ferrous metals								16					16	16		
		Sharjah	Motor vehicles; parts and accessories											28			28	28	
	Kuwait	Shuaiba	Refined non-ferrous metals								6					6	6		
Western Europe	Belgium	Antwerpen	Inorganic chemicals nes	2						2							2	2	
			Tubes, pipes, hoses and fittings	1						1								1	1
	Germany	Hamburg	Furnitures and fittings				2			2							2	2	
	Netherlands	Rotterdam	Agricultural machinery (excluding tractor) & parts				4			4								4	4
			Crude rubber				2			2								2	2
			Empty containers									75						75	75
				Mixed hydroxide precipitate (MHP)							1						1	1	
Spain	Algeciras	Inorganic chemicals nes	4						4							4	4		
West Africa	Benin	Cotonou	Tyres											2		2	2		
<b>Grand Total</b>				<b>1,317</b>		<b>1</b>	<b>978</b>			<b>2,296</b>	<b>2,183</b>		<b>6</b>	<b>802</b>	<b>6</b>	<b>2,997</b>	<b>5,293</b>		



Region	Country (Origin/Destination)	Port (Origin/Destination)	Commodity	IMPORT						Import Total	EXPORT						Export Total	Grand Total	
				20ft			40ft				NonStd	20ft			40ft				
				Dry	Reefer	Tank	Dry	Reefer	Tank		Dry	Dry	Reefer	Tank	Dry	Reefer			Tank
			Mixed commodities	4			2				6						6		
			Non-ferrous metals, aluminium articles				4				4						4		
			Paper and paperboard	2							2						2		
			Plastic articles	3							3						3		
			Printing and bookbinding machinery and parts	1							1						1		
			Stone, sand and gravel	1							1						1		
			Sulphates; of zinc	1							1						1		
			Textiles and textile articles				4				4						4		
			Wood											66		66	66		
		Nantong	Iron or steel articles	2							2						2		
		Ningbo	Agricultural machinery (excluding tractor) & parts				2				2						2		
			Electrical machinery and equipment and parts	0			62				62						62		
			Empty containers										402			402	402		
			Furnitures and fittings	0			24				24						24		
			General industrial machinery and equipment	4			26				30						30		
			Household appliances	3			40				43						43		
			Inorganic chemicals nes	17							17						17		
			Iron or steel articles	8			6				14						14		
			Manufactured goods nes	6			6				12						12		
			Metalworking machinery and parts	1							1						1		
			Mixed commodities	2			4				6						6		
			Motor vehicles	1							1						1		
			Motor vehicles; parts and accessories	3			2				5						5		
			Non-ferrous metals, aluminium articles	2			22				24						24		
			Non-motorised vehicles and parts	1			74				75						75		
			Optical, measuring, medical or dental instruments				2				2						2		
			Organic chemicals	19							19						19		
			Other machinery & equipment for specific industry	5			8				13						13		
			Plastic articles	9			12				21						21		
			Refined non-ferrous metals									4				4	4		
			Ships, boats and floating structures				4				4						4		
			Telecommunications, sound-recording equipments	1							1						1		
			Textiles and textile articles	2			66				68						68		
			Tubes, pipes, hoses and fittings	2			4				6						6		
			Tyres	1			6				7						7		
			Wood										22			22	22		
		Qingdao	Agricultural machinery (excluding tractor) & parts	1			16				17						17		
			Ceramic products	24			4				28						28		
			Civil engineering & contractors' plant & equipment	1							1						1		
			Crude minerals	1							1						1		
			Electrical machinery and equipment and parts	1			4				5						5		
			Empty containers		5						5	73	1	546		620	625		
			Fertilisers nes	4							4						4		
			Furnitures and fittings	1			2				3						3		
			General industrial machinery and equipment	2			8				10						10		
			Glass	10							10						10		
			Glassware	6			6				12						12		
			Heating and cooling equipments and parts	3			2				5						5		
			Inorganic chemicals nes	170							170						170		
			Iron and steel	1							1						1		
			Iron or steel articles	196			32				228						228		
			Livestock feedstuffs									53				53	53		
			Machine tools working by removing metal	1							1						1		
			Manufactured goods nes	13			6				19						19		
			Mechanical handling equipment and parts	17			6				23						23		
			Mixed commodities	1							1						1		
			Motor vehicles	1							1						1		
			Motor vehicles; parts and accessories	4							4						4		
			Natural abrasives	2							2						2		
			Nitrogenous fertilisers	28							28						28		
			Non-ferrous metals, aluminium articles	22			42				64						64		
			Non-motorised vehicles and parts				136				136						136		
			Organic chemicals	148							148						148		
			Other machinery & equipment for specific industry	4			12				16						16		
			Paper and paperboard	2			42				44						44		

Region	Country (Origin/Destination)	Port (Origin/Destination)	Commodity	IMPORT						Import Total	EXPORT						Export Total	Grand Total	
				20ft			40ft				NonStd	20ft			40ft				
				Dry	Reefer	Tank	Dry	Reefer	Tank		Dry	Dry	Reefer	Tank	Dry	Reefer			Tank
			Pharmaceutical products	3						3							3		
			Plastic articles	3			8			11							11		
			Potassic fertilisers	1						1							1		
			Precious metal ores and concentrates								1,786					1,786	1,786		
			Refined non-ferrous metals								20					20	20		
			Rubber articles				2			2							2		
			Ships, boats and floating structures	2			14			16							16		
			Stone, plaster, cement, asbestos, mica	1						1							1		
			Textiles and textile articles				14			14							14		
			Tubes, pipes, hoses and fittings	8			4			12							12		
			Tyres	36			408			444							444		
			Wood										40			40	40		
			Wood articles	1			10			11							11		
			Crude animal materials	1						1							1		
	Qinzhou		Inorganic chemicals nes	56						56							56		
			Sulphates; of zinc	57						57							57		
	Sanshui		Ceramic products	20						20							20		
			Iron or steel articles	0						0							0		
	Shanghai		Albuminoidal substances, starches, glues, enzymes	1						1							1		
			Ceramic products	7			4			11							11		
			Cereals								40					40	40		
			Chemicals products nes	10			2			12							12		
			Crude minerals								1					1	1		
			Electrical machinery and equipment and parts	7			152			159							159		
			Empty containers	44			12			56	59		988			1,047	1,103		
			Fertilisers nes	3						3							3		
			Fuel oil	3			4		2	9							9		
			Furnitures and fittings	13			136			149							149		
			General industrial machinery and equipment	1			6			7							7		
			Heating and cooling equipments and parts	5			154			159							159		
			Household appliances	1						1							1		
			Inorganic chemicals nes	15						15							15		
			Iron and steel	8			4			12							12		
			Iron or steel articles	65			82			147							147		
			Livestock feedstuffs								37					37	37		
			Manufactured goods nes	10			6			16							16		
			Mechanical handling equipment and parts	10			26			36							36		
			Metalworking machinery and parts				2			2							2		
			Mixed commodities	17			2			19							19		
			Motor vehicles				2			2							2		
			Motor vehicles; parts and accessories	2						2							2		
			Natural abrasives	2						2							2		
			Non-ferrous metals, aluminium articles	5			42			47							47		
			Non-motorised vehicles and parts	2			8			10							10		
			Optical, measuring, medical or dental instruments	3			12			15							15		
			Organic chemicals	205						205							205		
			Paper and paperboard	5			6			11							11		
			Plastic articles	23			70			93							93		
			Plastics in primary forms	8						8							8		
			Power-generating machinery and equipment	1			2			3							3		
			Railway vehicles (incl. hovertrain) & equipments	14			2			16							16		
			Refined non-ferrous metals								5,189					5,189	5,189		
			Rubber articles	4			4			8							8		
			Ships, boats and floating structures	1						1							1		
			Stone, plaster, cement, asbestos, mica	2			12			14							14		
			Sulphates; of copper	64						64							64		
			Telecommunications, sound-recording equipments	2			12			14							14		
			Textiles and textile articles	19			8			27							27		
			Tubes, pipes, hoses and fittings	8			30			38							38		
			Tyres	18			82			100							100		
			Wood								2		224			226	226		
			Slag, sand; iron or steel	2						2							2		
	Shantou		Manufactured goods nes				10			10							10		
	Shashi		Fertilisers nes	1						1							1		
	Shekou		Ceramic products	3			28			31							31		

Region	Country (Origin/Destination)	Port (Origin/Destination)	Commodity	IMPORT						Import Total	EXPORT						Export Total	Grand Total	
				20ft			40ft				NonStd	20ft			40ft				
				Dry	Reefer	Tank	Dry	Reefer	Tank		Dry	Dry	Reefer	Tank	Dry	Reefer			Tank
			Crude rubber				6				6						6		
			Electrical machinery and equipment and parts	2			2				4						4		
			Furnitures and fittings	3			70				73						73		
			General industrial machinery and equipment	1			2				3						3		
			Glass	1			2				3						3		
			Glassware				2				2						2		
			Heating and cooling equipments and parts	1							1						1		
			Household appliances	3			16				19						19		
			Iron or steel articles	2			4				6						6		
			Machine tools working by removing metal	1							1						1		
			Manufactured goods nes	9			2				11						11		
			Mechanical handling equipment and parts				2				2						2		
			Motor vehicles				2				2						2		
			Motor vehicles; parts and accessories	4			22				26						26		
			Non-ferrous metals, aluminium articles	1			4				5						5		
			Non-motorised vehicles and parts				2				2						2		
			Other machinery & equipment for specific industry	1							1						1		
			Paper and paperboard	2			24				26						26		
			Plastic articles	3							3						3		
			Stone, plaster, cement, asbestos, mica				6				6						6		
			Telecommunications, sound-recording equipments	4			6				10						10		
			Textiles and textile articles				12				12						12		
			Tubes, pipes, hoses and fittings				6				6						6		
			Tyres				60				60						60		
			Wood articles	1							1						1		
		Taizhou Pt	Inorganic chemicals nes	2							2						2		
		Tianjinxingang	Ceramic products	3							3						3		
			Cereals									60					60		
			Glass	5							5						5		
			Inorganic chemicals nes	8							8						8		
			Iron and steel	103			2				105						105		
			Iron or steel articles	132			128				260						260		
			Manufactured goods nes	1			2				3						3		
			Motor vehicles; parts and accessories	1							1						1		
			Natural abrasives	40							40						40		
			Nitrogenous fertilisers	21							21						21		
			Organic chemicals	2							2						2		
			Potassic fertilisers	5							5						5		
			Railway vehicles (incl. hovertrain) & equipments	4							4						4		
			Stone, plaster, cement, asbestos, mica	2							2						2		
			Sulphates; of zinc	20							20						20		
			Textiles and textile articles	2			4				6						6		
			Tubes, pipes, hoses and fittings				8				8						8		
			Leather articles	1							1						1		
		Weihai	Ores and concentrates nes									9					9		
		Wuhan	Nitrogenous fertilisers	1							1						1		
			Pharmaceutical products				4				4						4		
		Wuhu	Tubes, pipes, hoses and fittings				10				10						10		
			Tyres	1							1						1		
		Xiamen	Furnitures and fittings	2							2						2		
			General industrial machinery and equipment	1							1						1		
			Inorganic chemicals nes	10							10						10		
			Iron or steel articles	2			28				30						30		
			Manufactured goods nes				2				2						2		
			Non-ferrous metals, aluminium articles	1			4				5						5		
			Other machinery & equipment for specific industry				4				4						4		
			Paper and paperboard				316				316						316		
			Stone, plaster, cement, asbestos, mica	1							1						1		
			Textiles and textile articles				2				2						2		
			Tyres	2			6				8						8		
			Wood articles				2				2						2		
		Xiaolan	General industrial machinery and equipment	4			36				40						40		
			Manufactured goods nes				2				2						2		
			Non-ferrous metals, aluminium articles	1							1						1		
		Xingang	Fertilisers nes	2							2						2		

Region	Country (Origin/Destination)	Port (Origin/Destination)	Commodity	IMPORT						Import Total	EXPORT						Export Total	Grand Total		
				20ft			40ft				NonStd	20ft			40ft					
				Dry	Reefer	Tank	Dry	Reefer	Tank		Dry	Dry	Reefer	Tank	Dry	Reefer			Tank	
			Furnitures and fittings	2			2				4						4	4		
			Glass	4			2				6							6	6	
			Glassware	2							2								2	2
			Inorganic chemicals nes	3							3								3	3
			Iron and steel	16							16								16	16
			Iron or steel articles	38			60				98								98	98
			Manufactured goods nes	1			2				3								3	3
			Motor vehicles; parts and accessories	4							4								4	4
			Natural abrasives	15							15								15	15
			Nitrogenous fertilisers	61							61								61	61
			Non-ferrous metals, aluminium articles	8			2				10								10	10
			Organic chemicals	2							2								2	2
			Potassic fertilisers	10							10								10	10
			Railway vehicles (incl. hovertrain) & equipments	3							3								3	3
			Stone, plaster, cement, asbestos, mica	1							1								1	1
			Sulphates; of zinc	6							6								6	6
			Tubes, pipes, hoses and fittings	4			6				10								10	10
		Yantai	Fertilisers nes									6						6	6	6
		Yantian	Ceramic products	1			6				7								7	7
			Electrical machinery and equipment and parts	3							3								3	3
			Tyres				6				6								6	6
		Yichang	Fertilisers nes	3							3								3	3
			Inorganic chemicals nes	4							4								4	4
		Yueyang	Inorganic chemicals nes	21							21								21	21
			Nitrogenous fertilisers	47							47								47	47
		Zhangjiagang	Tyres	2			22				24								24	24
		Zhanjiang	Inorganic chemicals nes	1							1								1	1
		Zhongshan	Ceramic products				2				2								2	2
			Heating and cooling equipments and parts	2							2								2	2
			Iron or steel articles	1							1								1	1
			Mixed commodities	1							1								1	1
			Plastic articles				2				2								2	2
			Textiles and textile articles				30				30								30	30
		Zhuhai	Heating and cooling equipments and parts	3			6				9								9	9
			Plastic articles	14							14								14	14
		Yangpu	Empty containers									6		302				308	308	308
		Yibin	Cereals									23						23	23	23
		Wenzhou	Wood									1						1	1	1
		Zhaoqing	Ceramic products	1							1								1	1
		Gaoming	Ceramic products	3							3								3	3
		Sanrong	Ceramic products	2							2								2	2
		Taishan	Non-ferrous metals, aluminium articles				2				2								2	2
		Gaosha	Iron or steel articles				2				2								2	2
		Beijiao	Mixed commodities	1							1								1	1
	Hong Kong	Hong Kong	Electrical machinery and equipment and parts											2				2	2	2
			Iron or steel articles	1							1								1	1
			Manufactured goods nes				2				2								2	2
			Refined non-ferrous metals									36						36	36	36
	Japan	Chofu	Tubes, pipes, hoses and fittings				2				2								2	2
			Tyres				12				12								12	12
		Kobe	Iron and steel									1							1	1
			Tyres	1			10				11								11	11
		Moji/Kitakyushu	Non-ferrous metals, zinc articles									1							1	1
			Tyres				18				18								18	18
		Nagoya - Aichi	Mechanical handling equipment and parts				2				2								2	2
			Tyres				42				42								42	42
		Osaka	Civil engineering & contractors' plant & equipment				6				6								6	6
			Meat and meat preparations									9						9	9	9
			Motor vehicles				6				6								6	6
		Tokyo	Motor vehicles				24				24								24	24
		Yokohama	Meat and meat preparations									20						20	20	20
			Plastics in primary forms	2							2								2	2
		Iyomishima	Iron and steel											2				2	2	2
	Korea, South	Busan	Electrical machinery and equipment and parts	3							3								3	3
			Empty containers									12		98				110	110	110





Region	Country (Origin/Destination)	Port (Origin/Destination)	Commodity	IMPORT						Import Total	EXPORT						Export Total	Grand Total		
				20ft			40ft				NonStd	20ft			40ft					
				Dry	Reefer	Tank	Dry	Reefer	Tank		Dry	Dry	Reefer	Tank	Dry	Reefer			Tank	
		Vostochniy - Port	Sulphates; of copper	4							4							4		
Latin America & Caribbean -	Brazil	Navegantes	Wood articles				6				6							6		
Latin America & Caribbean -	Chile	Puerto Angamos	Iron and steel	1							1							1		
	Peru	Callao	Inorganic chemicals nes				2				2							2		
North America - West	Canada	Montreal	Precious metals, metals clad with precious metal											16				16		
		Vancouver	Vegetables									2						2		
		Halifax	Non-ferrous metals, lead articles											8				8		
	United States	Savannah	Agricultural machinery (excluding tractor) & parts				24					24							24	
			Motor vehicles				14					14							14	
			Rubber articles				2					2							2	
			Aircraft, spacecraft and parts	1								1							1	
		Seattle	Iron or steel articles	4								4								4
			Other machinery & equipment for specific industry					4					4							4
			Motor vehicles					2					2							2
New York	Tungsten ores and concentrates										1						1			
Northern Europe	Norway	Moss	Chemicals products nes				2				2							2		
	Sweden	Goteborg	Iron and steel	2							2							2		
Oceania	Australia	Brisbane	Empty containers	333	20						353							353		
		Darwin	Empty containers	510								510							510	
		Melbourne	Paper and paperboard				8					8							8	
		Sydney	Iron or steel articles	33								33							33	
		Fremantle	Ceramic products										1						1	
	New Zealand	Tauranga	General industrial machinery and equipment												6				6	
			Lime	45								45							45	
		Paper and paperboard				152						152							152	
		Auckland	Empty containers											2						2
			Inorganic chemicals nes	10									10							10
			Paper and paperboard				4						4							4
	Papua New Guinea	Lae	Empty containers	4,008		7	14					4,029							4,029	
			Inorganic chemicals nes				70						70		67				67	137
			Iron and steel	1									1							1
			Iron or steel articles											1						1
			Manufactured goods nes											3						3
			Non-ferrous metals, aluminium articles											1						1
			Other machinery & equipment for specific industry	1									1							1
			Scrap metals	5									5							5
			Textiles and textile articles											5						5
			Crude vegetable materials											3						3
		Madang	Livestock feedstuffs	24								24								24
		Motukea Island	Civil engineering & contractors' plant & equipment	1				4					5							5
			Empty containers	2,354									2,354			2				2,356
			Fish, crustaceans, molluscs, aquatic invertebrates					1					1							1
			General industrial machinery and equipment	1									1	1						2
			Inorganic chemicals nes					1					1							1
			Mechanical handling equipment and parts											2						2
			Miscellaneous edible preparations											1						1
			Mixed commodities											4						4
Motor vehicles													5						5	
Motor vehicles; parts and accessories												1						1		
Non-motorised vehicles and parts	2									2								2		
Plastic articles											2							2		
Scrap metals	8									8								8		
Textiles and textile articles											8							8		
Port Moresby	Empty containers	907									907							907		
	Fish, crustaceans, molluscs, aquatic invertebrates					1					1							1		
	Manufactured goods nes											1						1		
	Mixed commodities											1						1		
	Motor vehicles													2				2		
Buka	Livestock feedstuffs	3								3								3		
Rabaul	Empty containers	31									31							31		
	Mixed commodities											1						1		
Kimbe	Empty containers	36									36							36		
Solomon Islands	Honiara - Guadalcanal Is	Iron or steel articles										1						1		
		Livestock feedstuffs	6									6							6	
		Manufactured goods nes											2						2	



Region	Country (Origin/Destination)	Port (Origin/Destination)	Commodity	IMPORT						Import Total	EXPORT						Export Total	Grand Total	
				20ft			40ft				NonStd	20ft			40ft				
				Dry	Reefer	Tank	Dry	Reefer	Tank		Dry	Dry	Reefer	Tank	Dry	Reefer			Tank
			Furnitures and fittings	1			2				3						3		
			Glass	15							15						15		
			Iron and steel									4					4		
			Manufactured goods nes	1			4				5						5		
			Non-ferrous metals, aluminium articles				10				10						10		
			Paper and paperboard	1							1						1		
			Wood articles	19							19						19		
			Wood pulp and waste paper											24			24		
			Wheat or meslin flour	17							17						17		
		Belawan - Sumatra	Fertilisers nes									9					9		
	Malaysia	Pasir Gudang - Johor	Electrical machinery and equipment and parts				4				4						4		
			Empty containers									1					1		
			Furnitures and fittings	1			12				13						13		
			Inorganic chemicals nes	5							5	3					8		
			Natural abrasives	14							14						14		
			Organic chemicals	2							2	1					3		
			Paper and paperboard	12							12						12		
			Refined non-ferrous metals									169					169		
		Penang (Georgetown)	Electrical machinery and equipment and parts				2				2						2		
			Inorganic chemicals nes	1							1						1		
			Iron and steel				12				12						12		
			Paper and paperboard	1							1						1		
			Refined non-ferrous metals									165					165		
		Port Kelang	Agricultural machinery (excluding tractor) & parts				4				4						4		
			Caustic soda (sodium hydroxide)	1							1						1		
			Construction materials	1							1						1		
			Empty containers									89		942	10		1,041		
			Furnitures and fittings	5							5						5		
			General industrial machinery and equipment	1							1						1		
			Heating and cooling equipments and parts	7			82				89						89		
			Inorganic chemicals nes	22			2				24						24		
			Iron or steel articles	5			4				9						9		
			Lime	78							78	35					113		
			Manufactured goods nes	1			2				3						3		
			Mechanical handling equipment and parts				8				8						8		
			Non-ferrous metals, zinc articles									7					7		
			Plastic articles				2				2						2		
			Plastics in primary forms				4				4		6				10		
			Refined non-ferrous metals									182					182		
			Rubber articles	12			8				20						20		
			Scrap metals									1		22			23		
			Ships, boats and floating structures				2				2						2		
			Stone, plaster, cement, asbestos, mica	15							15						15		
			Tyres				4				4						4		
			Fixed vegetable fats and oils	6							6						6		
		Tanjung Pelepas	Furnitures and fittings				2				2						2		
			Iron and steel	3							3						3		
		Westport/Port Klang	Lime	35							35						35		
			Plastics in primary forms				2				2						2		
		Kuching - Sarawak	Vegetables									1					1		
	Philippines	Cebu	Non-motorised vehicles and parts											2			2		
		Manila	Fuel oil			2					2						2		
			Heating and cooling equipments and parts									1					1		
			Manufactured goods nes									3		12			15		
			Mixed commodities											12			12		
			Potassic fertilisers	11							11						11		
			Power-generating machinery and equipment									1					1		
			Textiles and textile articles	2							2						2		
			Tyres				2				2						2		
			Vegetables									4					4		
			Pet foods									1					1		
	Singapore	Singapore	Civil engineering & contractors' plant & equipment				2				2						2		
			Electrical machinery and equipment and parts				6				6						6		
			Empty containers										1				1		
			General industrial machinery and equipment	1							1						1		

Region	Country (Origin/Destination)	Port (Origin/Destination)	Commodity	IMPORT						Import Total	EXPORT						Export Total	Grand Total	
				20ft			40ft				NonStd	20ft			40ft				
				Dry	Reefer	Tank	Dry	Reefer	Tank		Dry	Dry	Reefer	Tank	Dry	Reefer			Tank
			Iron or steel articles	1						1							1		
			Livestock feedstuffs	4						4							4		
			Printing and bookbinding machinery and parts								1						1		
			Vegetables											4			4		
	Thailand	Bangkok	Construction materials	1						1							1		
			Crude minerals	25						25							25		
			Heating and cooling equipments and parts				2			2							2		
			Inorganic chemicals nes	4						4							4		
			Iron or steel articles	251			8			259							259		
			Lime	3						3							3		
			Motor vehicles; parts and accessories				8			8							8		
			Plastic articles	1			2			3							3		
			Refined non-ferrous metals								90						90		
			Stone, sand and gravel	58						58							58		
			Textiles and textile articles	2						2							2		
			Tyres	2						2							2		
		Laem Chabang	Agricultural machinery (excluding tractor) & parts								1		2				3		
			Caustic soda (sodium hydroxide)	8						8							8		
			Electrical machinery and equipment and parts				2			2							2		
			Heating and cooling equipments and parts	23			708			731							731		
			Household appliances				2			2							2		
			Iron and steel								1						1		
			Iron or steel articles	4			8			12							12		
			Manufactured goods nes				4			4							4		
			Motor vehicles; parts and accessories	3			20			23							23		
			Plastic articles	30			14			44							44		
			Plastics in primary forms	31						31							31		
			Refined non-ferrous metals								299						299		
			Tubes, pipes, hoses and fittings								1						1		
			Tyres	12			74			86							86		
		Lat Krabang	Iron or steel articles	37						37							37		
	Timor-Leste	Dili	Manufactured goods nes								1						1		
			Motor vehicles								2		4				6		
			Empty containers				14			14							14		
			Inorganic chemicals nes	86						86							86		
			Iron and steel	1						1							1		
			Plastic articles	2						2							2		
			Refined non-ferrous metals								368						368		
			Textiles and textile articles	1						1							1		
			Tubes, pipes, hoses and fittings	2			8			10							10		
			Tungsten ores and concentrates								1						1		
			Wood										4				4		
			Wood articles	4			4			8							8		
		Ho Chi Minh City	Ceramic products	3			4			7							7		
			Cereals	4						4							4		
			Electrical machinery and equipment and parts	2						2							2		
			Furnitures and fittings				88			88							88		
			General industrial machinery and equipment				4			4							4		
			Iron and steel	4						4							4		
			Livestock feedstuffs	14			24			38							38		
			Manufactured goods nes				2			2							2		
			Mixed commodities	8						8							8		
			Paper and paperboard	1			60			61							61		
			Plastic articles	2						2							2		
			Potassic fertilisers	1						1							1		
			Refined non-ferrous metals								314						314		
			Textiles and textile articles				10			10							10		
			Tubes, pipes, hoses and fittings	1			6			7							7		
			Tyres	3						3							3		
			Vegetables								2						2		
			Wood				2			2			6				8		
		Qui Nhon	Furnitures and fittings				6			6							6		
			Tungsten ores and concentrates								1						1		
Southern Europe	Italy	Genoa	Chemicals products nes	13						13							13		
			Inorganic chemicals nes	2						2							2		

Region	Country (Origin/Destination)	Port (Origin/Destination)	Commodity	IMPORT						Import Total	EXPORT						Export Total	Grand Total		
				20ft			40ft				NonStd	20ft			40ft					
				Dry	Reefer	Tank	Dry	Reefer	Tank		Dry	Dry	Reefer	Tank	Dry	Reefer			Tank	
			Printing and bookbinding machinery and parts				4				4						4			
			Tubes, pipes, hoses and fittings				6				6						6			
		Venezia	Iron or steel articles	6							6						6			
West Asia	Jordan	Al 'Aqabah	Inorganic chemicals nes	5							5						5			
	Oman	Sohar	Refined non-ferrous metals									30					30			
	Qatar	Hamad	Refined non-ferrous metals									12					12			
	Saudi Arabia	Ad Dammam	Crude minerals									17					17			
			Fertilisers nes										75					75		
			Refined non-ferrous metals										21					21		
		Jeddah	Refined non-ferrous metals										70					70		
		Damman	Crude minerals									12					12			
	Turkey	Izmir (Smyrna)	Inorganic chemicals nes	3							3						3			
		Iskenderun	Iron and steel	2							2						2			
		Izmit	Iron and steel				4					4					4			
		Antalya	Fertilisers nes										37					37		
	United Arab Emirates	Abu Dhabi	Refined non-ferrous metals									12					12			
		Jebel Ali	Electrical machinery and equipment and parts				4					4						4		
			Fertilisers nes										13					13		
			Glass		15							15							15	
			Glassware		1							1							1	
			Motor vehicles; parts and accessories												10				10	
			Power-generating machinery and equipment												2				2	
			Refined non-ferrous metals											530					530	
			Textiles and textile articles					4					4			26			26	
			Vegetables											50					50	
	Mina Khalifa/Abu Dhabi	Non-ferrous metals, zinc articles										28					28			
		Refined non-ferrous metals										52					52			
	Sharjah	Motor vehicles; parts and accessories										2		164			166			
	Kuwait	Shuaiba	Refined non-ferrous metals									12					12			
	Israel	Ashdod	Refined non-ferrous metals									7					7			
Western Europe	Belgium	Antwerpen	Crude rubber				8				8						8			
			Fertilisers nes		41							41							41	
			Inorganic chemicals nes		6							6							6	
			Iron and steel										9						9	
			Manufactured goods nes		1							1							1	
			Nitrogenous fertilisers		5							5							5	
			Slag, ash and residues; non-ferrous metals											162					162	
			Stone, plaster, cement, asbestos, mica		11							11							11	
			Tubes, pipes, hoses and fittings		1							1							1	
			Germany	Hamburg	Furnitures and fittings				2				2							2
					Iron and steel										2					2
					Mechanical handling equipment and parts		1							1						
			Netherlands	Rotterdam	Agricultural machinery (excluding tractor) & parts				6				6							6
					Ceramic products		7			2				9						
	Chemicals products nes				16			14				30							30	
	Crude rubber							2				2							2	
	Empty containers												79						79	
	General industrial machinery and equipment				1							1							1	
	Metalworking machinery and parts							2				2							2	
	Organic chemicals				3		1	2				6							6	
	Plastic articles				4							4							4	
	Plastics in primary forms				7							7							7	
	Tubes, pipes, hoses and fittings							38				38							38	
	Tungsten ores and concentrates										1						1			
	Mixed hydroxide precipitate (MHP)										1						1			
	Portugal	Lisboa	Fertilisers nes	2						2								2		
			Nitrogenous fertilisers	10							10								10	
			Potassic fertilisers	1							1								1	
	Spain	Algeciras	Inorganic chemicals nes	90						90								90		
	Irish Republic	Fenit	Mechanical handling equipment and parts	3						3								3		
Others	Ivory Coast (Cote d'Ivoire)	Abidjan	Manufactured goods nes									1					1			
West Africa	Benin	Cotonou	Tyres											2			2			
<b>Grand Total</b>				<b>13,493</b>	<b>27</b>	<b>81</b>	<b>5,462</b>			<b>2.4</b>	<b>19,065</b>	<b>13,653</b>	<b>31</b>	<b>67</b>	<b>4,384</b>	<b>14</b>	<b>18,149</b>	<b>37,214</b>		