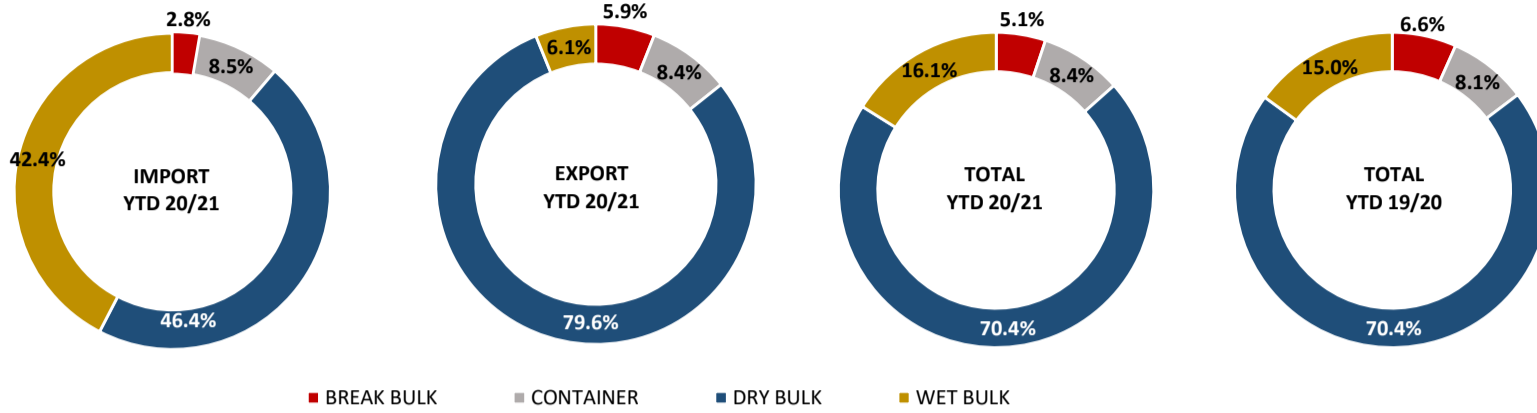


SUMMARY BULKS & CONTAINERISED Goods Tonne	JAN 2020	YTD FY20	JAN 2021		YTD FY21		JAN 2021	YTD FY21
	Total (% Chg)	Total (% Chg)	Import	Export	Import	Export	Total	Total
BREAK BULK	▼ 19.6%	▼ 25.1%	2,491	34,681	37,380	209,813	37,171	247,193
CONTAINER	▲ 63.4%	▲ 0.4%	13,006	46,193	113,709	294,764	59,199	408,474
DRY BULK	▲ 45.5%	▼ 2.9%	59,014	399,292	623,678	2,807,777	458,306	3,431,455
WET BULK	▲ 21.7%	▲ 4.5%	74,116	25,503	569,710	216,216	99,619	785,926
Grand Total	▲ 36.5%	▼ 3.0%	148,626	505,669	1,344,477	3,528,570	654,296	4,873,047

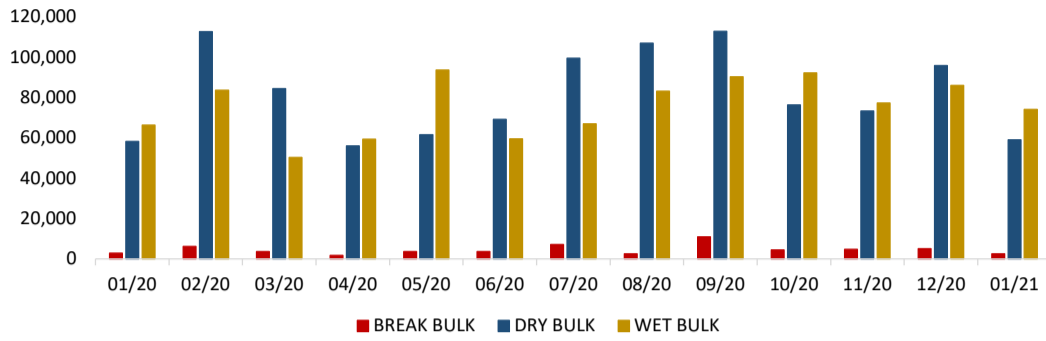


Vessel Category	LOA Group	GRT Group	Commodity	JAN 2021		YTD FY21		JAN 2021	YTD FY21	
				Import	Export	Import	Export	Total	Total	
BULK CARRIER	> 182.9	20,001 - 25,000	Fertiliser				30,259	-	30,259	
			Mineral Ores and Concentrates		33,021		77,360	33,021	77,360	
			Sugar and By-Products				40,711	-	40,711	
		25,001 - 30,000	Fertiliser			4,998		-	4,998	
			Sugar and By-Products				297,000	-	297,000	
		30,001 - 35,000	Fertiliser		45,000		253,493	45,000	253,493	
			Mineral Ores and Concentrates			130,505	19,152	-	149,657	
			Refined Minerals and Metals				12,703	-	12,703	
			Sugar and By-Products		50,000		388,494	50,000	388,494	
		35,001 - 40,000	Fertiliser				100,021	-	100,021	
			Refined Minerals and Metals				15,501	-	15,501	
			Sugar and By-Products				50,000	-	50,000	
			Fertiliser	15,143		15,143		15,143	15,143	
		121.9 - 182.9	15,001 - 20,000	Construction Materials	22,000		246,806		22,000	246,806
				Mineral Ores and Concentrates, coke and briquettes			10,932		-	10,932
	Fertiliser					8,019	59,418	-	67,437	
	Metal By-Products, Waste and Scrap						9,588	-	9,588	
	Mineral Ores and Concentrates						204,657	-	204,657	
	20,001 - 25,000		Sugar and By-Products		26,000		228,600	26,000	228,600	
			Animal Feedstuffs				12,664	-	12,664	
			Fertiliser		33,019	46,184	90,032	33,019	136,216	
			Manufactured Goods			10,667		-	10,667	
			Metal By-Products, Waste and Scrap				9,094	-	9,094	
	25,001 - 30,000		Mineral Ores and Concentrates	21,871	58,023	65,533	555,466	79,894	620,999	
			Refined Minerals and Metals		22,880		67,894	22,880	67,894	
			Sugar and By-Products		72,185		128,648	72,185	128,648	
			Animal Feedstuffs				7,132	-	7,132	
			Fertiliser				7,488	-	7,488	
	CONTAINER	> 182.9	25,001 - 30,000	Sugar and By-Products		32,000		54,392	32,000	54,392
				Animal Feedstuffs				363	-	363
Chemicals Products (including sulphates)							11,642	15	-	11,657
Crude Materials							387		-	387
Empty containers							397		-	397
Fertiliser							1,289	198	-	1,488
Foods and Grains							79	500	-	579
Manufactured Goods							5,393	1,753	-	7,146
Metal By-Products, Waste and Scrap							199	281	-	481
Petroleum Products							118		-	118
Plant, Machinery and Equipments							2,005		-	2,005
Refined Minerals and Metals							736	60,191	-	60,927
30,001 - 35,000				Chemicals Products (including sulphates)	1,696		4,588		1,696	4,588
				Empty containers	-	14,953	-	14,953	14,953	14,953
				Fertiliser				48	-	48
	Foods and Grains				23	-	23			
	Manufactured Goods	334		871	457	334	1,328			
	Metal By-Products, Waste and Scrap	22	145	66	279	167	345			
	Mineral Ores and Concentrates				925	-	925			
	Plant, Machinery and Equipments	289		470		289	470			
	Refined Minerals and Metals		5,122	336	15,605	5,122	15,941			
121.9 - 182.9	< 10,000	Animal Feedstuffs				124	-	124		
		Chemicals Products (including sulphates)	90		343	1,322	90	1,665		
		Crude Materials	255		255	137	255	392		
		Empty containers				86	-	86		
		Fertiliser	243		365	44	243	409		
		Foods and Grains				9	-	9		
		Manufactured Goods	1,826	69	6,299	379	1,895	6,678		
		Plant, Machinery and Equipments	243		448	78	243	526		
		Refined Minerals and Metals		1,173		1,173	1,173	1,173		
	10,000 - 15,000	Animal Feedstuffs	81		420	1,719	81	2,139		
		Chemicals Products (including sulphates)	881		13,312	14	881	13,326		
		Crude Materials	374		1,694	3,440	374	5,133		
		Empty containers	17		17		17	17		
		Fertiliser	545		3,085		545	3,085		
		Foods and Grains	75		91		75	91		
15,001 - 20,000	Manufactured Goods	1,675		14,618	230	1,675	14,848			
	Metal By-Products, Waste and Scrap				340	-	340			
	Mineral Ores and Concentrates		2,055		29,168	2,055	29,168			
	Plant, Machinery and Equipments	272		4,745	11	272	4,756			
	Refined Minerals and Metals		2,723		36,481	2,723	36,481			
	Animal Feedstuffs				242	23	-	265		
Construction Materials				23		-	23			

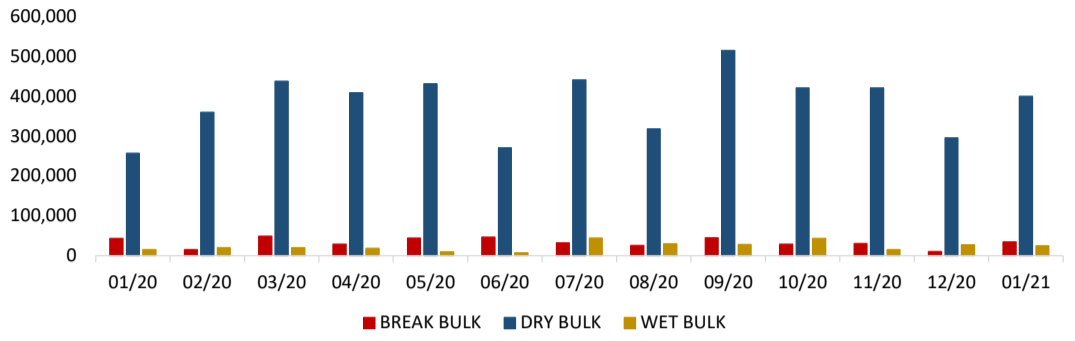
Vessel Category	LOA Group	GRT Group	Commodity	JAN 2021		YTD FY21		JAN 2021	YTD FY21			
				Import	Export	Import	Export	Total	Total			
			Chemicals Products (including sulphates)	1,457	21	8,435	359	1,478	8,794			
			Crude Materials	18	121	578	1,370	139	1,948			
			Empty containers	-	-	36	11	-	47			
			Fertiliser	265	3,824	2,203	8,036	4,089	10,238			
			Foods and Grains	4	2,086	44	11,377	2,090	11,421			
			Manufactured Goods	1,050	59	10,539	2,237	1,109	12,776			
			Metal By-Products, Waste and Scrap		830	48	3,896	830	3,944			
			Mineral Ores and Concentrates		22		652	22	652			
			Plant, Machinery and Equipments	671	214	2,827	1,680	885	4,507			
			Refined Minerals and Metals	419	12,776	1,445	74,145	13,195	75,590			
			20,001 - 25,000			Animal Feedstuffs				1,290	-	1,290
						Construction Materials			25		-	25
						Chemicals Products (including sulphates)			3,694		-	3,694
						Crude Materials			334	714	-	1,048
						Empty containers					-	
						Fertiliser			1,068		-	1,068
						Foods and Grains			119		-	119
						Manufactured Goods			5,130	116	-	5,246
						Metal By-Products, Waste and Scrap				343	-	343
						Mineral Ores and Concentrates				8,979	-	8,979
Plant, Machinery and Equipments			930	10	-	940						
Refined Minerals and Metals				9,738	-	9,738						
GENERAL CARGO	< 121.9	< 10,000	Empty containers					-				
			Manufactured Goods	1,097		2,830		1,097	2,830			
			Mineral Ores and Concentrates				4,618	-	4,618			
			Plant, Machinery and Equipments	17		34		17	34			
	Refined Minerals and Metals		4,004		9,012	4,004	9,012					
	> 182.9	20,001 - 25,000	Plant, Machinery and Equipments			263		-	263			
	121.9 - 182.9	< 10,000		Commodities not specified according to kind			0		-	0		
				Empty containers				15	-	15		
				Manufactured Goods			3,917	202	-	4,119		
				Mineral Ores and Concentrates			5,603	21,061	-	26,664		
Plant, Machinery and Equipments						1,254		-	1,254			
Refined Minerals and Metals						40	24,019	-	24,059			
20,001 - 25,000			Fertiliser			2,541	3,009	-	5,550			
			Fertiliser			28,681		-	28,681			
LIVESTOCK	< 121.9	< 10,000	Animal Feedstuffs		145		600	145	600			
			Livestock		869		3,109	869	3,109			
	> 182.9	35,001 - 40,000		Animal Feedstuffs				3,817	-	3,817		
				Livestock				12,594	-	12,594		
	121.9 - 182.9	10,000 - 15,000		Animal Feedstuffs		2,180		8,675	2,180	8,675		
				Livestock		6,928		32,665	6,928	32,665		
25,001 - 30,000				Animal Feedstuffs				2,098	-	2,098		
				Livestock				12,805	-	12,805		
OPEN HATCH CARGO SHIP	> 182.9	20,001 - 25,000	Fertiliser			10,408	5,013	-	15,421			
		35,001 - 40,000	Mineral Ores and Concentrates				12,015	-	12,015			
	121.9 - 182.9	20,001 - 25,000		Manufactured Goods			1,651		-	1,651		
				Mineral Ores and Concentrates		10,819		49,349	10,819	49,349		
				Sugar and By-Products				28,000	-	28,000		
				Fertiliser			6,468		-	6,468		
	25,001 - 30,000			Mineral Ores and Concentrates				23,605	-	23,605		
				Sugar and By-Products		36,900		36,900	36,900	36,900		
Fertiliser						14,572		-	14,572			
TANKER	< 121.9	< 10,000	Chemicals Products (including sulphates)				10,001	-	10,001			
			Petroleum Products				16,482	-	16,482			
			Sugar and By-Products		8,500		74,122	8,500	74,122			
	> 182.9	20,001 - 25,000	Petroleum Products			7,577	83	-	7,659			
		25,001 - 30,000	Petroleum Products	55,045		418,304		55,045	418,304			
		30,001 - 35,000	Petroleum Products			27,782		-	27,782			
		40,001 - 45,000	Petroleum Products	18,547		62,912		18,547	62,912			
	121.9 - 182.9	< 10,000		Chemicals Products (including sulphates)				47,005	-	47,005		
				Petroleum Products	524		14,104		524	14,104		
				Sugar and By-Products				50,001	-	50,001		
10,000 - 15,000				Chemicals Products (including sulphates)		17,003	1,899	35,004	17,003	36,903		
				Petroleum Products			5,527		-	5,527		
				Chemicals Products (including sulphates)			2,151		-	2,151		
25,001 - 30,000	Petroleum Products			12,973		-	12,973					
VEHICLE CARRIER	> 182.9	> 55,000	Plant, Machinery and Equipments	1,442		15,589	566	1,442	16,155			
		35,001 - 40,000	Plant, Machinery and Equipments			342		-	342			
		40,001 - 45,000	Plant, Machinery and Equipments	135		1,959	35	135	1,994			
Grand Total				148,626	505,669	1,344,477	3,528,570	654,296	4,873,047			

SUMMARY BULKS Goods Tonnes	JAN 2020	YTD FY20	JAN 2021		YTD FY21		JAN 2021	YTD FY21
	Total (% Chg)	Total (% Chg)	Import	Export	Import	Export	Total	Total
BREAK BULK	▼ 19.6%	▼ 25.1%	2,491	34,681	37,380	209,813	37,171	247,193
DRY BULK	▲ 45.5%	▼ 2.9%	59,014	399,292	623,678	2,807,777	458,306	3,431,455
WET BULK	▲ 21.7%	▲ 4.5%	74,116	25,503	569,710	216,216	99,619	785,926
Grand Total	▲ 24.3%	▼ 3.3%	135,621	459,476	1,230,768	3,233,806	595,097	4,464,574

Monthly Imports by Bulk Type (Tonnes)



Monthly Exports by Bulk Type (Tonnes)



Bulk Mode	Region	Country (Origin/Destination)	Port (Origin/Destination)	Commodity	JAN 2021		YTD FY21		JAN 2021	YTD FY21		
					Import	Export	Import	Export	Total	Total		
BREAK BULK	East Asia	China	Nansha	Furnitures and fittings			178		-	178		
			Shanghai	Iron or steel articles	0		0		0	0		
			Shanghai	Refined non-ferrous metals		4,004		33,031	4,004	33,031		
			Changchun Longjia Internatio	Civil engineering & contractors' plant & equipment				65		65		
		Japan	Chofu	Tyres		896		7,175		896	7,175	
			Hiroshima	Motor vehicles		132		919		132	919	
			Kobe	Power-generating machinery and equipment				10		-	10	
			Mizushima	Motor vehicles		18		392		18	392	
			Nagoya - Aichi		Mechanical handling equipment and parts		16		132		16	132
					Motor vehicles		402		5,720		402	5,720
					Motor vehicles; parts and accessories				5		-	5
			Nakanoseki	Motor vehicles		53		537		53	537	
			Toyohashi	Motor vehicles				216		-	216	
			Yokohama		Commodities not specified according to kind				0		-	0
					Electrical machinery and equipment and parts				263		-	263
					Mechanical handling equipment and parts		5		81		5	81
				Motor vehicles		120		1,769		120	1,769	
				Non-motorised vehicles and parts				19		-	19	
		Korea, South	Kanda	Busan	Motor vehicles		48		333		48	333
					Civil engineering & contractors' plant & equipment				11		-	11
				Heating and cooling equipments and parts		17		17		17	17	
				Mechanical handling equipment and parts				210		-	210	
			Other machinery & equipment for specific industry				12		-	12		
	Incheon		Scrap metals					9,094		-	9,094	
	Inchon		Civil engineering & contractors' plant & equipment		14		14		14	14		
			Motor vehicles; parts and accessories		0		0		0	0		
	Pyongtaek		Motor vehicles				19		-	19		
	Ulsan		Motor vehicles		26		26		26	26		
	Mokpo	Motor vehicles				4		-	4			
	Taiwan	Kaohsiung	Iron and steel				10,062		-	10,062		
			Iron or steel articles				606		-	606		
	Oceania	Australia	Fremantle	Civil engineering & contractors' plant & equipment				372		-	372	
				Motor vehicles; parts and accessories				1		-	1	
		New Zealand	Tauranga	Electrical machinery and equipment and parts				3		-	3	
		Papua New Guinea	Lae	Furnitures and fittings				202		-	202	
			General industrial machinery and equipment				14		-	14		
	South Asia	India	Mundra	Motor vehicles		4		27		4	27	
	South East Asia	Indonesia	Jakarta - Java	Live cattle				15,224		-	15,224	
			Panjang	Live cattle				251		-	251	
			Tanjung Priok	Live cattle			869	869	869	869		
		Philippines	Subic Bay	Live cattle				804		-	804	
		Thailand	Laem Chabang	Agricultural machinery (excluding tractor) & parts				66		-	66	
				Electrical machinery and equipment and parts				31		-	31	
				Motor vehicles		713		7,621		713	7,621	
		Vietnam	Haiphong	Live cattle				2,925		2,925	2,925	
			Hon La	Live cattle			1,050	1,050	1,050	1,050		
			Phu-My	Live cattle			1,231	12,008	1,231	12,008		
Saigon ITV/Phu My	Live cattle					2,567		-	2,567			
Da Nang	Scrap metals					9,588		-	9,588			
Vung Tau	Live cattle					1,724		1,724	3,477			
		Livestock feedstuffs				10		-	10			
		Vung Ang	Live cattle				6,280		-	6,280		
Southern Europe	Egypt	El Iskandariya (= Alexandria)	Civil engineering & contractors' plant & equipment				15		-	15		
West Asia	Jordan	Al 'Aqabah	Mechanical handling equipment and parts				35		-	35		
	United Arab Emirates	Jebel Ali	Motor vehicles				47		-	47		
Western Europe	Belgium	Maurage	Live cattle				665		-	665		
		London	Refined non-ferrous metals			22,880	96,098	22,880	96,098			
	United Kingdom	Bristol	Motor vehicles		24		24		24	24		
			Mechanical handling equipment and parts				946		-	946		
	Irish Republic	Fenit	Mechanical handling equipment and parts				946		-	946		
DRY BULK	East Asia	China	Fangcheng	Copper ores and concentrates				21,770		-	21,770	
				Ores and concentrates nes		5,871		23,218	5,871	23,218		
			Zinc ores and concentrates				75,342		75,342			
			Huangpu	Zinc ores and concentrates		5,405		50,143	5,405	50,143		
			Huludao	Zinc ores and concentrates				11,203		-	11,203	
			Jinzhou	Zinc ores and concentrates				5,739		-	5,739	
			Lianyungang	Copper ores and concentrates				10,499		-	10,499	
				Ores and concentrates nes				15,215		-	15,215	
				Zinc ores and concentrates			15,808		100,547	15,808	100,547	
			Nanjing	Ores and concentrates nes				10,418		-	10,418	
		Zinc ores and concentrates					10,000		-	10,000		
		Qinhuangdao	Copper ores and concentrates				11,004		-	11,004		
		Rizhao	Ores and concentrates nes				10,932		-	10,932		
		Tianjin	Nitrogenous fertilisers				4,012		-	4,012		
			Zinc ores and concentrates				11,811		-	11,811		
		Tianjinxingang	Zinc ores and concentrates				22,065		-	22,065		
		Yantai	Ores and concentrates nes				5,420		-	5,420		
		Japan	Chiba	Sugar and by-products			26,000	51,000	26,000	51,000		
			Hikoshima	Zinc ores and concentrates				17,004		-	17,004	
			Ichihara	Sugar and by-products				25,000		-	25,000	
	Kinuura		Sugar and by-products				26,000		-	26,000		
	Kobe		Sugar and by-products				27,000		-	27,000		
	Moji/Kitakyushu		Sugar and by-products				24,000		-	24,000		
	Onahama		Zinc ores and concentrates				11,802		-	11,802		
	Osaka		Sugar and by-products				81,600		-	81,600		
	Shikama	Ores and concentrates nes				5,312		-	5,312			
	Akita	Zinc ores and concentrates				5,506		-	5,506			
	Izumisano	Sugar and by-products				24,000		-	24,000			

Bulk Mode	Region	Country (Origin/Destination)	Port (Origin/Destination)	Commodity	JAN 2021		YTD FY21		JAN 2021	YTD FY21	
					Import	Export	Import	Export	Total	Total	
		Korea, South	Incheon	Sugar and by-products				157,000	-	157,000	
			Inchon	Sugar and by-products				138,000	-	138,000	
			Kunsan	Sugar and by-products				25,000	-	25,000	
			Onsan	Ores and concentrates nes				87,548	-	87,548	
				Zinc ores and concentrates		11,003		224,062	11,003	224,062	
			Ulsan	Sugar and by-products				86,000	-	86,000	
			Zinc ores and concentrates			22,018	63,048	22,018	63,048		
		Taiwan	Taichung	Copper ores and concentrates				10,210	-	10,210	
		Latin America & Caribbean	Mexico	Topolobampo	Fertilisers nes				27,009	-	27,009
		Latin America & Caribbean	Chile	Mejillones	Zinc ores and concentrates	21,871		43,543		21,871	43,543
		Peru	Punta Lobitos	Zinc ores and concentrates			21,990		-	21,990	
	North America - East	Alaska	Red Dog	Zinc ores and concentrates			130,505		-	130,505	
	North America - West	Canada	Vancouver	Fertilisers nes	15,143		58,397		15,143	58,397	
		United States	Crockett	Sugar and by-products				67,567	-	67,567	
			New Orleans	Fertilisers nes		45,000		245,043	45,000	245,043	
			Portland	Potassic fertilisers				19,416	-	19,416	
			Waggaman	Livestock feedstuffs				19,797	-	19,797	
	Oceania	Australia	Geelong	Fertilisers nes		33,019		41,041	33,019	41,041	
			Geraldton	Fertilisers nes				30,259	-	30,259	
				Zinc ores and concentrates				5,603	-	5,603	
			Gladstone	Construction materials				224,806	-	224,806	
			Newcastle	Fertilisers nes				30,004	-	30,004	
			Port Pirie	Ores and concentrates nes				12,503	-	12,503	
		Hobart	Zinc ores and concentrates		10,901		21,907	10,901	21,907		
		Risdon	Zinc ores and concentrates				32,942	-	32,942		
	South Asia	Bangladesh	Chittagong	Fertilisers nes				108,471	-	108,471	
		Pakistan	Karachi	Fertilisers nes				9,008	-	9,008	
			Gwadar	Fertilisers nes				50,410	-	50,410	
	South East Asia	Indonesia	Bontang - Kl	Nitrogenous fertilisers				8,869	-	8,869	
			Ciwandan	Sugar and by-products				28,616	-	28,616	
			Jakarta - Java	Livestock feedstuffs				2,230	-	2,230	
			Panjang	Livestock feedstuffs				68	-	68	
				Sugar and by-products				204,274	-	204,274	
			Tanjung Priok	Livestock feedstuffs			145	145	145	145	
				Sugar and by-products			50,000	96,384	50,000	96,384	
			Merak - Java	Sugar and by-products			32,000	82,220	32,000	82,220	
			Gresik - Java	Sugar and by-products			73,295	73,295	73,295	73,295	
			Gorontalo - Sulawesi	Construction materials	22,000		22,000		22,000	22,000	
			Cigading	Sugar and by-products			35,790	35,790	35,790	35,790	
			Malaysia	Sipitang - Sabah	Nitrogenous fertilisers				11,495	-	11,495
				Bintulu - Sarawak	Nitrogenous fertilisers				9,012	-	9,012
			Philippines	Subic Bay	Livestock feedstuffs				149	-	149
		Vietnam	Haiphong	Livestock feedstuffs			1,070	4,472	1,070	4,472	
			Hon La	Livestock feedstuffs			310	310	310	310	
			Phu-My	Livestock feedstuffs			361	4,471	361	4,471	
			Saigon ITV/Phu My	Livestock feedstuffs				583	-	583	
			Vung Tau	Livestock feedstuffs			439	850	439	850	
		Vung Ang	Livestock feedstuffs				1,715	-	1,715		
West Asia	Qatar	Mesaieed	Nitrogenous fertilisers				15,209	-	15,209		
	Saudi Arabia	Jubail	Nitrogenous fertilisers				18,094	-	18,094		
Western Europe	Belgium	Maurage	Livestock feedstuffs				186	-	186		
	Germany	Nordenham	Zinc ores and concentrates				15,020	-	15,020		
	Netherlands	Vlissingen	Ores and concentrates nes			10,819	10,819	10,819	10,819		
	Spain	Aviles	Zinc ores and concentrates			20,038	96,529	20,038	96,529		
WET BULK	East Asia	China	Dalian	Diesel			12,973	-	12,973		
			Qinzhou	Diesel				22,374	-	22,374	
			Quanzhou	Diesel				26,388	-	26,388	
			Yangshan	Aviation fuels	285		285		285	285	
				Diesel	239		239		239	239	
			Zhenjiang	Petroleum products nes				2,693	-	2,693	
			Yangpu	Aviation fuels				6,454	-	6,454	
			Ningbo Pt	Petroleum products nes				2,952	-	2,952	
			Japan	Sakai	Diesel				196	-	196
					Petrol				6,450	-	6,450
		Kashima - Saga		Caustic soda (sodium hydroxide)				2,151	-	2,151	
			Etajima	Caustic soda (sodium hydroxide)				1,899	-	1,899	
		Korea, South	Daesan	Aviation fuels				613	-	613	
				Diesel				691	-	691	
			Onsan	Diesel	16,062		48,355		16,062	48,355	
				Petrol	2,485		2,485		2,485	2,485	
			Ulsan	Aviation fuels				781	-	781	
				Diesel				1,024	-	1,024	
		Yeosu (ex Yosu)	Diesel	13,716		65,912		13,716	65,912		
			Petrol	4,881		11,197		4,881	11,197		
			Petroleum products nes				11,546	-	11,546		
Latin America & Caribbean		Chile	Mejillones	Inorganic chemicals nes			17,003	17,003	17,003	17,003	
North America - West		United States	New Orleans	Petroleum products nes				14,749	-	14,749	
Oceania		Australia	Brisbane	Diesel	188		2,477		188	2,477	
					Inorganic chemicals nes				38,004	-	38,004
					Petrol	2,096		20,687		2,096	20,687
				Sugar and by-products			8,500	16,001	8,500	16,001	
			Bundaberg	Sugar and by-products				8,300	-	8,300	
			Geelong	Aviation fuels				2,408	-	2,408	
				Diesel				774	-	774	
				Petrol				4,338	-	4,338	
			Melbourne	Sugar and by-products				24,007	-	24,007	
			Newcastle	Inorganic chemicals nes				8,001	-	8,001	
		Botany Bay	Base oil				83	-	83		
		New Zealand	Bluff	Sugar and by-products				17,840	-	17,840	
			New Plymouth	Sugar and by-products				20,500	-	20,500	
			Tauranga	Sugar and by-products				8,500	-	8,500	
			Timaru	Sugar and by-products				8,475	-	8,475	
			Marsden Point	Sugar and by-products				8,500	-	8,500	
South Asia		India	Tuticorin	Inorganic chemicals nes				29,002	-	29,002	
			Paradip Port	Diesel				14,262	-	14,262	
South East Asia		Brunei	Muara	Diesel				13,496	-	13,496	
		Indonesia	Nipah	Diesel				16,513	-	16,513	
		Malaysia	Johor Bahru	Aviation fuels				2,496	-	2,496	
					Diesel				13,461	-	13,461
			Kampung Tanjung Langsat	Petrol				7,328	-	7,328	
				Petroleum products nes	5,375		5,375		5,375	5,375	
			Malacca	Diesel				14,065	-	14,065	
	Tanjong Bin		Diesel				12,999	-	12,999		
	Tanjung Pelepas		Aviation fuels	3,625		5,123		3,625	5,123		
		Diesel	9,983		9,983		9,983	9,983			
	Pengerang	Aviation fuels				10,589	-	10,589			
		Diesel	10,296		46,495		10,296	46,495			
	Singapore	Singapore	Diesel				80,580	-	80,580		
				Petrol	4,886		33,393		4,886	33,393	
				Petroleum products nes				3,970	-	3,970	
	Thailand	Rayong	Petroleum products nes				3,469	-	3,469		
	Vietnam	Go Dau A Terminal	Sugar and by-products				12,000	-	12,000		
West Asia	Bahrain	Sitra	Petroleum products nes				3,023	-	3,023		
Grand Total						135,621	459,476	1,230,768	3,233,806	595,097	4,464,574

Region	Country (Origin/Destination)	Port (Origin/Destination)	Commodity	IMPORT						Import Total	EXPORT						Export Total	Grand Total
				20ft			40ft				20ft			40ft				
				Dry	Reefer	Tank	Dry	Reefer	Tank		Dry	Reefer	Tank	Dry	Reefer	Tank		
			Nitrogenous fertilisers	8						8							8	
			Non-ferrous metals, aluminium articles	2			2			4							4	
			Non-motorised vehicles and parts				6			6							6	
			Organic chemicals	19						19							19	
			Paper and paperboard				14			14							14	
			Precious metal ores and concentrates								77						77	
			Textiles and textile articles				4			4							4	
			Tubes, pipes, hoses and fittings	1						1							1	
			Tyres	3			44			47							47	
		Qinzhou	Inorganic chemicals nes	5						5							5	
			Sulphates; of zinc	6						6							6	
		Sanshui	Ceramic products	1						1							1	
		Shanghai	Ceramic products	1						1							1	
			Chemicals products nes	4						4							4	
			Electrical machinery and equipment and parts				8			8							8	
			Empty containers	2						2	7			102			109	
			Furnitures and fittings	3			18			21							21	
			General industrial machinery and equipment	1						1							1	
			Heating and cooling equipments and parts				22			22							22	
			Inorganic chemicals nes	2						2							2	
			Iron and steel	3			4			7							7	
			Iron or steel articles	3			12			15							15	
			Manufactured goods nes	1			2			3							3	
			Mechanical handling equipment and parts	1			2			3							3	
			Mixed commodities	2						2							2	
			Motor vehicles; parts and accessories	2						2							2	
			Non-ferrous metals, aluminium articles				8			8							8	
			Optical, measuring, medical or dental instruments				4			4							4	
			Organic chemicals	19						19							19	
			Paper and paperboard	1			2			3							3	
			Plastic articles	2			16			18							18	
			Railway vehicles (incl. hovertrain) & equipments	4						4							4	
			Refined non-ferrous metals								372						372	
			Rubber articles	3			2			5							5	
			Sulphates; of copper	4						4							4	
			Tubes, pipes, hoses and fittings	1			6			7							7	
			Tyres	3			8			11							11	
		Shekou	Crude rubber				2			2							2	
			Electrical machinery and equipment and parts				2			2							2	
			Furnitures and fittings				12			12							12	
			Household appliances				4			4							4	
			Manufactured goods nes	3						3							3	
			Motor vehicles; parts and accessories	1						1							1	
			Paper and paperboard				2			2							2	
			Telecommunications, sound-recording equipments	1						1							1	
			Textiles and textile articles				2			2							2	
			Tyres				14			14							14	
		Tianjinxingang	Inorganic chemicals nes	1						1							1	
			Iron and steel	11						11							11	
			Iron or steel articles	22			14			36							36	
			Motor vehicles; parts and accessories	1						1							1	
			Natural abrasives	10						10							10	
			Potassic fertilisers	3						3							3	
			Sulphates; of zinc	10						10							10	
		Wuhu	Tubes, pipes, hoses and fittings				4			4							4	
			Tyres	1						1							1	
		Xiamen	Inorganic chemicals nes	2						2							2	
			Non-ferrous metals, aluminium articles	1			2			3							3	
			Paper and paperboard				72			72							72	
			Tyres	2			2			4							4	
		Xiaolan	General industrial machinery and equipment	1			12			13							13	
			Manufactured goods nes				2			2							2	

Region	Country (Origin/Destination)	Port (Origin/Destination)	Commodity	IMPORT						Import Total	EXPORT						Export Total	Grand Total
				20ft			40ft				20ft			40ft				
				Dry	Reefer	Tank	Dry	Reefer	Tank		Dry	Reefer	Tank	Dry	Reefer	Tank		
		Xingang	Inorganic chemicals nes	1						1							1	
			Iron or steel articles	3			12				15							15
			Motor vehicles; parts and accessories	2							2							2
			Natural abrasives	4							4							4
			Nitrogenous fertilisers	3							3							3
			Potassic fertilisers	1							1							1
			Tubes, pipes, hoses and fittings				6				6							6
		Yantian	Ceramic products				2			3							3	
		Yueyang		Inorganic chemicals nes	3						3						3	
				Nitrogenous fertilisers	10						10						10	
		Zhangjiagang	Tyres				4				4						4	
		Zhongshan	Heating and cooling equipments and parts		1						1							1
				Plastic articles				2				2						2
				Textiles and textile articles				12				12						12
		Zhuhai	Plastic articles	1						1							1	
		Gaosha	Iron or steel articles				2				2						2	
		Japan	Kobe	Tyres				2				2						2
				Nagoya - Aichi	Mechanical handling equipment and parts				2				2					2
				Tyres				2				2					2	
	Tokyo		Motor vehicles				4				4					4		
	Korea, South	Busan	Empty containers									3		18		21		
			Non-ferrous metals, zinc articles	1							1					1		
			Tyres				26				26					26		
		Pusan	Electrical machinery and equipment and parts	7							7						7	
			Mixed commodities	1							1						1	
			Precious metals, metals clad with precious metal											4		4		
			Refined non-ferrous metals	29							29					29		
		Scrap metals									5		8		13			
	Taiwan	Kaohsiung	Empty containers										60		60			
			Iron and steel	1							1					1		
			Non-ferrous metals, aluminium articles				2				2					2		
			Plastics in primary forms	2							2					2		
			Potassic fertilisers	1							1					1		
			Refined non-ferrous metals									71				71		
			Tyres	1							1					1		
		Wood	1							1					1			
		Keelung (Chilung)	Miscellaneous edible preparations	1							1					1		
			Refined non-ferrous metals									60				60		
			Sulphates; of copper	4							4					4		
		Taichung	Tyres	1			2				3					3		
Taipei		Iron and steel				2				2					2			
Taoyuan	Sulphates; of copper	2							2					2				
Eastern Europe	Lithuania	Klaipeda	Potassic fertilisers	8						8					8			
	Russia	Saint Petersburg (Ex Leningrad)	Sulphates; of copper	20						20					20			
North America - West	Canada	Vancouver	Vegetables								2				2			
	United States	Savannah	Agricultural machinery (excluding tractor) & parts				2			2					2			
			Motor vehicles				2			2					2			
Oceania	Australia	Darwin	Empty containers	34						34					34			
	Papua New Guinea	Lae	Empty containers	761						761					761			
Inorganic chemicals nes					6				6					6				
Motukea Island		Empty containers	309							309				309				
		Scrap metals	1							1				1				
Port Moresby		Empty containers	134							134				134				
	Rabaul	Empty containers	31							31				31				
	Kimbe	Empty containers	36							36				36				
South Africa	Kenya	Mombasa	Refined non-ferrous metals								43				43			
	South Africa	Cape Town	Refined non-ferrous metals								8				8			
		Durban	Refined non-ferrous metals								17				17			
	Tanzania, United Republic of	Dar es Salaam	Refined non-ferrous metals								3				3			
South Asia	Bangladesh	Chittagong	Refined non-ferrous metals								67				67			
			Vegetables									75				75		
	India	Chennai (Ex Madras)	Vegetables								4				4			

Region	Country (Origin/Destination)	Port (Origin/Destination)	Commodity	IMPORT						Import Total	EXPORT						Export Total	Grand Total
				20ft			40ft				20ft			40ft				
				Dry	Reefer	Tank	Dry	Reefer	Tank		Dry	Reefer	Tank	Dry	Reefer	Tank		
		Jawaharlal Nehru (Nhava Sheva)	Mechanical handling equipment and parts				2				2						2	
		Mundra	Fertilisers nes									150					150	150
	Pakistan	Karachi	Tyres				8				8						8	
			Textiles and textile articles				2					2						2
South East Asia	Indonesia	Jakarta - Java	Glass	1							1						1	
			Inorganic chemicals nes	2								2						2
			Tyres				6						6					6
			Vegetables										1					1
			Tobacco and manufactured tobacco substitutes	1								1						1
		Semarang - Java	Furnitures and fittings				2					2						2
		Surabaya - Tanjung Perak - Java	Glass	1								1						1
			Wood pulp and waste paper											6				6
	Malaysia	Pasir Gudang - Johor	Electrical machinery and equipment and parts				2					2						2
			Furnitures and fittings				2					2						2
			Inorganic chemicals nes										2					2
			Organic chemicals	1								1						1
			Refined non-ferrous metals										26					26
		Penang (Georgetown)	Refined non-ferrous metals									29						29
		Port Kelang	Empty containers										21		132			153
			Heating and cooling equipments and parts	1			16					17						17
			Manufactured goods nes	1			2					3						3
			Refined non-ferrous metals										6					6
		Tanjung Pelepas	Rubber articles	2								2						2
			Furnitures and fittings				2					2						2
Iron and steel	3									3						3		
Westport/Port Klang	Lime	1								1						1		
	Plastics in primary forms				2					2						2		
Kuching - Sarawak	Vegetables										1					1		
Thailand	Bangkok	Crude minerals	10							10							10	
		Iron or steel articles	37			2				39							39	
		Refined non-ferrous metals										6					6	
		Stone, sand and gravel	2								2						2	
		Textiles and textile articles	1								1						1	
	Laem Chabang	Tyres	1								1						1	
		Electrical machinery and equipment and parts				2					2						2	
		Heating and cooling equipments and parts	2			74					76						76	
		Iron or steel articles	2								2						2	
		Motor vehicles; parts and accessories				2					2						2	
Vietnam	Haiphong	Refined non-ferrous metals									14					14		
		Tyres	1			2				3						3		
		Inorganic chemicals nes	20								20						20	
		Plastic articles	1								1						1	
		Refined non-ferrous metals										87					87	
	Ho Chi Minh City	Tubes, pipes, hoses and fittings				2					2						2	
		Wood											4				4	
		Wood articles	1								1						1	
		Ceramic products	1								1						1	
		Cereals	3								3						3	
Qui Nhon	Furnitures and fittings				6					6						6		
	Livestock feedstuffs	6								6						6		
	Mixed commodities	2								2						2		
	Paper and paperboard				14					14						14		
	Refined non-ferrous metals										31					31		
West Asia	Oman	Sohar	Tungsten ores and concentrates								1					1		
			Refined non-ferrous metals								3						3	
	Saudi Arabia	Jeddah	Refined non-ferrous metals								10					10		
			Fertilisers nes									37					37	
	United Arab Emirates	Jebel Ali	Electrical machinery and equipment and parts				4				4						4	
			Glass	3								3					3	
			Motor vehicles; parts and accessories											2			2	
			Refined non-ferrous metals								44				44			

Region	Country (Origin/Destination)	Port (Origin/Destination)	Commodity	IMPORT						Import Total	EXPORT						Export Total	Grand Total
				20ft			40ft				20ft			40ft				
				Dry	Reefer	Tank	Dry	Reefer	Tank		Dry	Reefer	Tank	Dry	Reefer	Tank		
			Textiles and textile articles													2	2	
		Sharjah	Motor vehicles; parts and accessories													18	18	
	Kuwait	Shuaiba	Refined non-ferrous metals													6	6	
	Israel	Ashdod	Refined non-ferrous metals													7	7	
Western Europe	Belgium	Antwerpen	Fertilisers nes	3												3	3	
			Iron and steel														3	3
			Slag, ash and residues; non-ferrous metals															36
	Germany	Hamburg	Iron and steel													2	2	
	Portugal	Lisboa	Nitrogenous fertilisers	1												1	1	
	Spain	Algeciras	Inorganic chemicals nes	20												20	20	
Grand Total				1,783		6	628				2,417	1,343			500	1,843	4,260	

Region	Country (Origin/Destination)	Port (Origin/Destination)	Commodity	IMPORT						Import Total	EXPORT						Export Total	Grand Total	
				20ft			40ft				NonStd	20ft			40ft				
				Dry	Reefer	Tank	Dry	Reefer	Tank		Dry	Dry	Reefer	Tank	Dry	Reefer			Tank
			Non-ferrous metals, aluminium articles				4				4						4		
			Paper and paperboard	2							2						2		
			Plastic articles	1							1						1		
			Printing and bookbinding machinery and parts	1							1						1		
			Sulphates; of zinc	1							1						1		
			Textiles and textile articles				4				4						4		
			Wood											66		66	66		
		Nantong	Iron or steel articles	2							2						2		
		Ningbo	Agricultural machinery (excluding tractor) & parts				2				2						2		
			Electrical machinery and equipment and parts	0			62				62						62		
			Empty containers										214			214	214		
			Furnitures and fittings	0			22				22						22		
			General industrial machinery and equipment	3			18				21						21		
			Household appliances	1			40				41						41		
			Inorganic chemicals nes	12							12						12		
			Iron or steel articles	5			2				7						7		
			Manufactured goods nes	6			6				12						12		
			Mixed commodities	2			2				4						4		
			Motor vehicles; parts and accessories	2			2				4						4		
			Non-ferrous metals, aluminium articles	2			18				20						20		
			Non-motorised vehicles and parts	1			74				75						75		
			Optical, measuring, medical or dental instruments				2				2						2		
			Organic chemicals	19							19						19		
			Other machinery & equipment for specific industry	3			8				11						11		
			Plastic articles	9			12				21						21		
			Refined non-ferrous metals									4				4	4		
			Ships, boats and floating structures				4				4						4		
			Telecommunications, sound-recording equipments	1							1						1		
			Textiles and textile articles	2			64				66						66		
			Tubes, pipes, hoses and fittings	1			2				3						3		
			Tyres	1			4				5						5		
			Wood										22			22	22		
		Qingdao	Agricultural machinery (excluding tractor) & parts				12				12						12		
			Ceramic products	21			4				25						25		
			Civil engineering & contractors' plant & equipment	1							1						1		
			Crude minerals	1							1						1		
			Electrical machinery and equipment and parts	1							1						1		
			Empty containers		5						5	71	1	524		596	601		
			Fertilisers nes	4							4						4		
			Furnitures and fittings	1			2				3						3		
			General industrial machinery and equipment	2			8				10						10		
			Glass	10							10						10		
			Glassware	5			6				11						11		
			Heating and cooling equipments and parts	2			2				4						4		
			Inorganic chemicals nes	154							154						154		
			Iron and steel	1							1						1		
			Iron or steel articles	151			22				173						173		
			Livestock feedstuffs									53				53	53		
			Machine tools working by removing metal	1							1						1		
			Manufactured goods nes	12			2				14						14		
			Mechanical handling equipment and parts	15			6				21						21		
			Motor vehicles	1							1						1		
			Motor vehicles; parts and accessories	3							3						3		
			Natural abrasives	2							2						2		
			Nitrogenous fertilisers	28							28						28		
			Non-ferrous metals, aluminium articles	19			34				53						53		
			Non-motorised vehicles and parts				96				96						96		
			Organic chemicals	92							92						92		
			Other machinery & equipment for specific industry	4			8				12						12		
			Paper and paperboard	1			18				19						19		
			Pharmaceutical products	3							3						3		
			Plastic articles	3			8				11						11		
			Potassic fertilisers	1							1						1		
			Precious metal ores and concentrates									1,478				1,478	1,478		
			Refined non-ferrous metals									20				20	20		

Region	Country (Origin/Destination)	Port (Origin/Destination)	Commodity	IMPORT						Import Total	EXPORT						Export Total	Grand Total	
				20ft			40ft				NonStd	20ft			40ft				
				Dry	Reefer	Tank	Dry	Reefer	Tank		Dry	Dry	Reefer	Tank	Dry	Reefer			Tank
			Rubber articles				2				2							2	
			Ships, boats and floating structures	2			12				14							14	
			Stone, plaster, cement, asbestos, mica	1							1							1	
			Textiles and textile articles				12				12							12	
			Tubes, pipes, hoses and fittings	7			4				11							11	
			Tyres	32			330				362							362	
			Wood											40			40	40	
			Wood articles				6				6							6	
			Crude animal materials	1							1							1	
	Qinzhou		Inorganic chemicals nes	48							48							48	
			Sulphates; of zinc	39							39							39	
	Sanshui		Ceramic products	20							20							20	
			Iron or steel articles	0							0							0	
	Shanghai		Albuminoidal substances, starches, glues, enzymes	1							1							1	
			Ceramic products	7			2				9							9	
			Cereals									40					40	40	
			Chemicals products nes	7			2				9							9	
			Crude minerals									1					1	1	
			Electrical machinery and equipment and parts	6			120				126							126	
			Empty containers	40							40	40			914		954	994	
			Fertilisers nes	3							3							3	
			Fuel oil	3			4			2	9							9	
			Furnitures and fittings	11			108				119							119	
			General industrial machinery and equipment	1			4				5							5	
			Heating and cooling equipments and parts	4			144				148							148	
			Household appliances	1							1							1	
			Inorganic chemicals nes	11							11							11	
			Iron and steel	6			4				10							10	
			Iron or steel articles	51			70				121							121	
			Livestock feedstuffs									37					37	37	
			Manufactured goods nes	9			6				15							15	
			Mechanical handling equipment and parts	9			20				29							29	
			Metalworking machinery and parts				2				2							2	
			Mixed commodities	17			2				19							19	
			Motor vehicles				2				2							2	
			Motor vehicles; parts and accessories	2							2							2	
			Natural abrasives	2							2							2	
			Non-ferrous metals, aluminium articles	5			38				43							43	
			Non-motorised vehicles and parts	2			8				10							10	
			Optical, measuring, medical or dental instruments	2			12				14							14	
			Organic chemicals	164							164							164	
			Paper and paperboard	5			2				7							7	
			Plastic articles	12			62				74							74	
			Plastics in primary forms	6							6							6	
			Power-generating machinery and equipment				2				2							2	
			Railway vehicles (incl. hovertrain) & equipments	14			2				16							16	
			Refined non-ferrous metals									4,528					4,528	4,528	
			Rubber articles	3			2				5							5	
			Ships, boats and floating structures	1							1							1	
			Stone, plaster, cement, asbestos, mica	2			6				8							8	
			Sulphates; of copper	64							64							64	
			Telecommunications, sound-recording equipments	2			12				14							14	
			Textiles and textile articles	16			6				22							22	
			Tubes, pipes, hoses and fittings	8			26				34							34	
			Tyres	14			72				86							86	
			Wood									2		224			226	226	
			Slag, sand; iron or steel	2							2							2	
	Shantou		Manufactured goods nes				10				10							10	
	Shashi		Fertilisers nes	1							1							1	
	Shekou		Ceramic products	2			16				18							18	
			Crude rubber				6				6							6	
			Electrical machinery and equipment and parts	1			2				3							3	
			Furnitures and fittings	3			60				63							63	
			General industrial machinery and equipment	1			2				3							3	
			Glass	1			2				3							3	

Region	Country (Origin/Destination)	Port (Origin/Destination)	Commodity	IMPORT						Import Total	EXPORT						Export Total	Grand Total	
				20ft			40ft				NonStd	20ft			40ft				
				Dry	Reefer	Tank	Dry	Reefer	Tank		Dry	Dry	Reefer	Tank	Dry	Reefer			Tank
			Household appliances	3			16				19						19		
			Iron or steel articles	2			4				6						6		
			Machine tools working by removing metal	1							1						1		
			Manufactured goods nes	7			2				9						9		
			Mechanical handling equipment and parts				2				2						2		
			Motor vehicles				2				2						2		
			Motor vehicles; parts and accessories	4			18				22						22		
			Non-ferrous metals, aluminium articles	1			4				5						5		
			Non-motorised vehicles and parts				2				2						2		
			Other machinery & equipment for specific industry	1							1						1		
			Paper and paperboard	2			14				16						16		
			Plastic articles	2							2						2		
			Stone, plaster, cement, asbestos, mica				2				2						2		
			Telecommunications, sound-recording equipments	4			6				10						10		
			Textiles and textile articles				10				10						10		
			Tubes, pipes, hoses and fittings				6				6						6		
			Tyres				52				52						52		
			Wood articles	1							1						1		
		Taizhou Pt	Inorganic chemicals nes	2							2						2		
		Tianjinxingang	Ceramic products	3							3						3		
			Cereals									60					60		
			Glass	4							4						4		
			Inorganic chemicals nes	5							5						5		
			Iron and steel	68			2				70						70		
			Iron or steel articles	97			98				195						195		
			Motor vehicles; parts and accessories	1							1						1		
			Natural abrasives	25							25						25		
			Nitrogenous fertilisers	14							14						14		
			Organic chemicals	1							1						1		
			Potassic fertilisers	3							3						3		
			Railway vehicles (incl. hovertrain) & equipments	4							4						4		
			Stone, plaster, cement, asbestos, mica	2							2						2		
			Sulphates; of zinc	10							10						10		
			Textiles and textile articles	2			4				6						6		
			Tubes, pipes, hoses and fittings				8				8						8		
		Weihai	Ores and concentrates nes									9					9		
		Wuhan	Nitrogenous fertilisers	1							1						1		
			Pharmaceutical products				4				4						4		
		Wuhu	Tubes, pipes, hoses and fittings				6				6						6		
			Tyres	1							1						1		
		Xiamen	Furnitures and fittings	2							2						2		
			General industrial machinery and equipment	1							1						1		
			Inorganic chemicals nes	10							10						10		
			Iron or steel articles	2			28				30						30		
			Manufactured goods nes				2				2						2		
			Non-ferrous metals, aluminium articles	1			4				5						5		
			Other machinery & equipment for specific industry				4				4						4		
			Paper and paperboard				230				230						230		
			Tyres	2			6				8						8		
		Xiaolan	General industrial machinery and equipment	4			34				38						38		
			Manufactured goods nes				2				2						2		
			Non-ferrous metals, aluminium articles	1							1						1		
		Xingang	Fertilisers nes	1							1						1		
			Furnitures and fittings	2			2				4						4		
			Glass	2			2				4						4		
			Glassware	2							2						2		
			Inorganic chemicals nes	3							3						3		
			Iron and steel	12							12						12		
			Iron or steel articles	25			58				83						83		
			Manufactured goods nes	1			2				3						3		
			Motor vehicles; parts and accessories	4							4						4		
			Natural abrasives	15							15						15		
			Nitrogenous fertilisers	53							53						53		
			Non-ferrous metals, aluminium articles	8			2				10						10		
			Organic chemicals	2							2						2		

Region	Country (Origin/Destination)	Port (Origin/Destination)	Commodity	IMPORT						Import Total	EXPORT						Export Total	Grand Total	
				20ft			40ft				NonStd	20ft			40ft				
				Dry	Reefer	Tank	Dry	Reefer	Tank		Dry	Dry	Reefer	Tank	Dry	Reefer			Tank
			Potassic fertilisers	10							10							10	
			Sulphates; of zinc	6							6							6	
			Tubes, pipes, hoses and fittings	2			6				8							8	
		Yantai	Fertilisers nes									6					6	6	
		Yantian	Ceramic products	1			2				3							3	
			Electrical machinery and equipment and parts	2							2							2	
			Tyres				6				6							6	
		Yichang	Fertilisers nes	3							3							3	
			Inorganic chemicals nes	3							3							3	
		Yueyang	Inorganic chemicals nes	13							13							13	
			Nitrogenous fertilisers	46							46							46	
		Zhangjiagang	Tyres	2			20				22							22	
		Zhanjiang	Inorganic chemicals nes	1							1							1	
		Zhongshan	Ceramic products				2				2							2	
			Heating and cooling equipments and parts	2							2							2	
			Mixed commodities	1							1							1	
			Plastic articles				2				2							2	
			Textiles and textile articles				28				28							28	
		Zhuhai	Heating and cooling equipments and parts	3			6				9							9	
			Plastic articles	13							13							13	
		Yangpu	Empty containers									1		42			43	43	
		Yibin	Cereals									23					23	23	
		Wenzhou	Wood									1					1	1	
		Zhaoqing	Ceramic products	1							1							1	
		Gaoming	Ceramic products	2							2							2	
		Sanrong	Ceramic products	2							2							2	
		Taishan	Non-ferrous metals, aluminium articles				2				2							2	
		Gaoshi	Iron or steel articles				2				2							2	
	Hong Kong	Hong Kong	Electrical machinery and equipment and parts											2			2	2	
			Iron or steel articles	1							1							1	
			Manufactured goods nes				2				2							2	
			Refined non-ferrous metals									24					24	24	
	Japan	Chofu	Tubes, pipes, hoses and fittings				2				2							2	
			Tyres				12				12							12	
		Kobe	Iron and steel									1						1	
			Tyres				10				10							10	
		Moji/Kitakyushu	Non-ferrous metals, zinc articles									1						1	
			Tyres				18				18							18	
		Nagoya - Aichi	Mechanical handling equipment and parts				2				2							2	
			Tyres				36				36							36	
		Osaka	Civil engineering & contractors' plant & equipment				4				4							4	
			Meat and meat preparations									9					9	9	
			Motor vehicles				4				4							4	
		Tokyo	Motor vehicles				22				22							22	
		Yokohama	Meat and meat preparations									20					20	20	
			Plastics in primary forms	2							2							2	
		Iyomishima	Iron and steel										2				2	2	
	Korea, South	Busan	Electrical machinery and equipment and parts	3							3							3	
			Empty containers									12		98			110	110	
			Explosives, pyrotechnic products, matches	8							8							8	
			Non-ferrous metals, zinc articles	5							5							5	
			Refined non-ferrous metals	2							2							2	
			Tyres				116				116							116	
		Incheon	Refined non-ferrous metals									5					5	5	
		Inchon	Furnitures and fittings				4				4							4	
			Iron and steel	16							16							16	
			Refined non-ferrous metals									63					63	63	
		Pusan	Ceramic products				4				4							4	
			Electrical machinery and equipment and parts	56			4				60							60	
			Explosives, pyrotechnic products, matches	4							4							4	
			Furnitures and fittings	1							1							1	
			General industrial machinery and equipment	4			62				66							66	
			Heating and cooling equipments and parts	1							1							1	
			Iron and steel	8							8							8	
			Iron or steel articles	7			22				29							29	

Region	Country (Origin/Destination)	Port (Origin/Destination)	Commodity	IMPORT						Import Total	EXPORT						Export Total	Grand Total	
				20ft			40ft				NonStd	20ft			40ft				
				Dry	Reefer	Tank	Dry	Reefer	Tank		Dry	Dry	Reefer	Tank	Dry	Reefer			Tank
			Mechanical handling equipment and parts	1			12				13						13		
			Mixed commodities	3			4				7						7		
			Motor vehicles				2				2						2		
			Non-ferrous metals, aluminium articles	1							1						1		
			Other machinery & equipment for specific industry	3			22				25						25		
			Plastic articles	3							3						3		
			Plastics in primary forms	1							1						1		
			Power-generating machinery and equipment	1							1						1		
			Precious metals, metals clad with precious metal											16			16		
			Refined non-ferrous metals	176							176	5					5		
			Rubber articles	2			18				20						20		
			Scrap metals	3							3	63		20			83		
			Textiles and textile articles				2				2						2		
			Tubes, pipes, hoses and fittings	1			6				7						7		
			Tyres	4			4				8						8		
			Wood articles	2			10				12						12		
			Non-ferrous metals, cermet and articles									99					99		
			Sulphates; of lead	1							1						1		
	Taiwan	Kaohsiung	Crude rubber				2				2						2		
			Empty containers									4		328			332		
			Inorganic chemicals nes	1							1						1		
			Iron and steel	11							11						11		
			Iron or steel articles	3			2				5						5		
			Livestock feedstuffs									9					9		
			Non-ferrous metals, aluminium articles				2				2						2		
			Plastics in primary forms	34							34						34		
			Potassic fertilisers	1							1						1		
			Refined non-ferrous metals									293					293		
			Tyres	3			2				5						5		
			Wood	1							1						1		
		Keelung (Chilung)	Iron and steel				2				2						2		
			Miscellaneous edible preparations	1							1						1		
			Refined non-ferrous metals									805					805		
			Sulphates; of copper	15							15						15		
		Taichung	Iron or steel articles	1							1						1		
			Plastics in primary forms											2			2		
			Refined non-ferrous metals									45					45		
			Sulphates; of copper	39							39						39		
			Tyres	9			30				39						39		
		Taipei	Iron and steel				4				4						4		
			Potassic fertilisers	11							11						11		
			Tyres	1							1						1		
		Taoyuan	Sulphates; of copper	43							43						43		
Eastern Europe	Lithuania	Klaipeda	Potassic fertilisers	51							51						51		
	Poland	Gdansk	Inorganic chemicals nes	1							1						1		
	Russia	Saint Petersburg (Ex Leningrad)	Sulphates; of copper	98							98						98		
		Vostochniy - Port	Sulphates; of copper	4							4						4		
Latin America & Caribbean -	Brazil	Navegantes	Wood articles				6				6						6		
Latin America & Caribbean -	Chile	Puerto Angamos	Iron and steel	1							1						1		
	Peru	Callao	Inorganic chemicals nes				2				2						2		
North America - West	Canada	Montreal	Precious metals, metals clad with precious metal											16			16		
		Vancouver	Vegetables									2					2		
	United States	Savannah	Agricultural machinery (excluding tractor) & parts				24				24						24		
			Motor vehicles				14				14						14		
			Rubber articles				2				2						2		
			Aircraft, spacecraft and parts	1							1						1		
		Seattle	Iron or steel articles	4							4						4		
			Other machinery & equipment for specific industry				4				4						4		
		Los Angeles	Motor vehicles				2				2						2		
		New York	Tungsten ores and concentrates									1					1		
Northern Europe	Norway	Moss	Chemicals products nes				2				2						2		
	Sweden	Goteborg	Iron and steel	2							2						2		
Oceania	Australia	Brisbane	Empty containers	333	20						353						353		
		Darwin	Empty containers	510							510						510		
		Sydney	Iron or steel articles	20							20						20		

Region	Country (Origin/Destination)	Port (Origin/Destination)	Commodity	IMPORT							Import Total	EXPORT						Export Total	Grand Total	
				20ft			40ft			NonStd		20ft			40ft					
				Dry	Reefer	Tank	Dry	Reefer	Tank	Dry		Dry	Reefer	Tank	Dry	Reefer	Tank			
	New Zealand	Fremantle	Ceramic products									1						1	1	
		Tauranga	General industrial machinery and equipment												6			6	6	
			Lime	45							45								45	
			Paper and paperboard				128				128								128	
		Auckland	Empty containers									2						2	2	
			Inorganic chemicals nes	10							10								10	
			Paper and paperboard				2				2								2	
		Papua New Guinea	Lae	Empty containers	3,847		7	14				3,868								3,868
				Inorganic chemicals nes				70				70			61				61	131
	Iron and steel			1							1								1	
	Iron or steel articles											1						1	1	
	Manufactured goods nes											3						3	3	
	Non-ferrous metals, aluminium articles											1						1	1	
	Other machinery & equipment for specific industry			1							1								1	
	Scrap metals			4							4								4	
	Textiles and textile articles											5						5	5	
	Crude vegetable materials											3						3	3	
	Madang		Livestock feedstuffs	21							21								21	
	Motukea Island		Empty containers	2,259							2,259				2			2	2,261	
			Fish, crustaceans, molluscs, aquatic invertebrates				1				1								1	
			General industrial machinery and equipment	1							1								1	
			Mechanical handling equipment and parts									1						1	1	
			Miscellaneous edible preparations									1						1	1	
			Mixed commodities									4						4	4	
			Motor vehicles									5						5	5	
			Motor vehicles; parts and accessories									1						1	1	
			Non-motorised vehicles and parts	2							2								2	
			Plastic articles									2						2	2	
			Scrap metals	7							7								7	
			Textiles and textile articles									7						7	7	
			Port Moresby	Empty containers	778							778								778
	Fish, crustaceans, molluscs, aquatic invertebrates						1				1								1	
	Mixed commodities											1						1	1	
	Motor vehicles														2			2	2	
	Buka	Livestock feedstuffs	3							3								3		
	Rabaul	Empty containers	31							31								31		
		Mixed commodities									1						1	1		
	Kimbe	Empty containers	36							36								36		
	Solomon Islands	Honiara - Guadalcanal Is	Iron or steel articles								1						1	1		
			Livestock feedstuffs	6						6								6		
			Manufactured goods nes									2					2	2		
			Mixed commodities												6			6	6	
	South Africa	Kenya	Mombasa	Non-ferrous metals, zinc articles								10						10	10	
				Refined non-ferrous metals								140						140	140	
		South Africa	Cape Town	Refined non-ferrous metals								40						40	40	
				Aircraft, spacecraft and parts				2			2								2	
Durban				Inorganic chemicals nes	120						120								120	
				Iron and steel								6						6	6	
				Non-ferrous metals, zinc articles								8						8	8	
				Refined non-ferrous metals								90						90	90	
Pet foods		1						1								1				
Tanzania, United Republic of		Dar es Salaam	Non-ferrous metals, zinc articles								8						8	8		
			Refined non-ferrous metals								10						10	10		
			Wood											2			2	2		
Mozambique		Beira	Refined non-ferrous metals								8						8	8		
	Nacala	Refined non-ferrous metals								10						10	10			
South Asia	Bangladesh	Chittagong	Refined non-ferrous metals								313						313	313		
			Vegetables								206						206	206		
	India	Chennai (Ex Madras)	Inorganic chemicals nes	3						3								3		
			Tubes, pipes, hoses and fittings				2			2								2		
			Vegetables								4						4	4		
		Hazira	Inorganic chemicals nes	8						8								8		
		Jawaharlal Nehru (Nhava Sheva)	Fertilisers nes								1						1	1		
			Inorganic chemicals nes	1						1	11						11	12		
	Mechanical handling equipment and parts				2			2								2				

Region	Country (Origin/Destination)	Port (Origin/Destination)	Commodity	IMPORT							Import Total	EXPORT						Export Total	Grand Total
				20ft			40ft			NonStd		20ft			40ft				
				Dry	Reefer	Tank	Dry	Reefer	Tank	Dry		Dry	Reefer	Tank	Dry	Reefer	Tank		
			Chemicals products nes	16			14				30							30	
			Empty containers									4						4	
			General industrial machinery and equipment	1							1							1	
			Metalworking machinery and parts				2				2							2	
			Organic chemicals	3		1	2				6							6	
			Plastic articles	4							4							4	
			Plastics in primary forms	7							7							7	
			Tubes, pipes, hoses and fittings				38				38							38	
			Tungsten ores and concentrates									1						1	
	Portugal	Lisboa	Fertilisers nes	2							2							2	
			Nitrogenous fertilisers	10							10							10	
			Potassic fertilisers	1							1							1	
	Spain	Algeciras	Inorganic chemicals nes	86							86							86	
	Irish Republic	Fenit	Mechanical handling equipment and parts	3							3							3	
Others	Ivory Coast (Cote d'Ivoire)	Abidjan	Manufactured goods nes									1						1	
Grand Total				12,176	27	80	4,484			2.4	16,769	11,470	31	61	3,582	8	15,152	31,921	