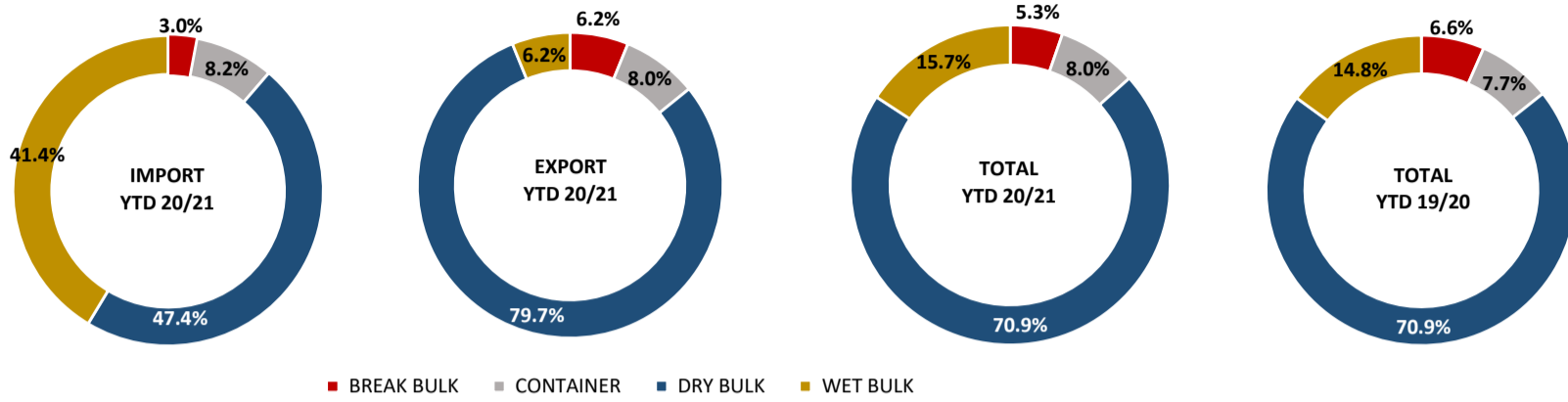


NOVEMBER 2020

Import/Export BULKS and CONTAINERISED Goods in Tonnes by VESSEL Category

SUMMARY BULKS & CONTAINERISED Goods Tonne	NOV 2019	YTD FY20	NOV 2020		YTD FY21		NOV 2020	YTD FY21
	Total (% Chg)	Total (% Chg)	Import	Export	Import	Export	Total	Total
BREAK BULK	▼ 38.0%	▼ 25.7%	4,737	31,337	29,765	163,951	36,075	193,716
CONTAINER	▼ 28.2%	▼ 4.2%	17,706	32,892	81,532	211,572	50,598	293,104
DRY BULK	▲ 20.0%	▼ 8.2%	73,262	420,197	468,806	2,113,066	493,459	2,581,872
WET BULK	▲ 1.0%	▼ 2.6%	77,230	16,001	409,664	163,210	93,230	572,874
Grand Total	▲ 6.5%	▼ 8.2%	172,935	500,427	989,767	2,651,799	673,361	3,641,566



Vessel Category	LOA Group	GRT Group	Commodity	NOV 2020		YTD FY21		NOV 2020	YTD FY21		
				Import	Export	Import	Export	Total	Total		
BULK CARRIER	> 182.9	20,001 - 25,000	Mineral Ores and Concentrates		11,106		44,339	11,106	44,339		
			Sugar and By-Products				40,711	-	40,711		
			Sugar and By-Products		84,000		297,000	84,000	297,000		
		30,001 - 35,000	Fertiliser				208,493	-	208,493		
			Mineral Ores and Concentrates			86,942	19,152	-	106,094		
			Refined Minerals and Metals				12,703	-	12,703		
			Sugar and By-Products		42,000		246,494	42,000	246,494		
		35,001 - 40,000	Fertiliser				100,021	-	100,021		
			Refined Minerals and Metals				15,501	-	15,501		
			Sugar and By-Products				50,000	-	50,000		
		121.9 - 182.9	15,001 - 20,000	Construction Materials	25,002		184,641		25,002	184,641	
				Mineral Ores and Concentrates	10,932		10,932		10,932	10,932	
				Fertiliser		32,410	8,019	32,410	32,410	40,429	
	Metal By-Products, Waste and Scrap						9,588	-	9,588		
	Mineral Ores and Concentrates				66,133		163,899	66,133	163,899		
	20,001 - 25,000		Sugar and By-Products				202,600	-	202,600		
			Animal Feedstuffs			12,664		-	12,664		
			Fertiliser		30,004	46,184	57,013	30,004	103,197		
			Manufactured Goods			10,667		-	10,667		
			Metal By-Products, Waste and Scrap				9,094	-	9,094		
	25,001 - 30,000	Mineral Ores and Concentrates	21,990	100,965	43,662	436,634	122,955	480,296			
		Refined Minerals and Metals		13,006		45,014	13,006	45,014			
		Sugar and By-Products				56,463	-	56,463			
Fertiliser				7,488		-	7,488				
Sugar and By-Products			22,392		22,392	22,392	22,392				
CONTAINER	> 182.9	25,001 - 30,000	Animal Feedstuffs			363		-	363		
			Chemicals Products (including sulphates)	1,541	15	8,693	15	1,555	8,708		
			Crude Materials			387		-	387		
			Empty containers		-	384	-	-	384		
			Fertiliser			874		-	874		
			Foods and Grains	20		36	500	20	536		
			Manufactured Goods	586	354	4,132	1,743	940	5,874		
			Metal By-Products, Waste and Scrap			152	142	-	295		
			Petroleum Products			70		-	70		
			Plant, Machinery and Equipments	152		1,151		152	1,151		
			Refined Minerals and Metals	397	3,500	736	55,391	3,896	56,126		
			121.9 - 182.9	< 10,000	Animal Feedstuffs			124		-	124
					Chemicals Products (including sulphates)		278	204	965	278	1,169
					Empty containers		-	-	-	-	-
					Fertiliser	61		61		61	61
					Foods and Grains				9	-	9
					Manufactured Goods	1,068	42	2,296	134	1,110	2,430
	Plant, Machinery and Equipments	45			40	102	76	85	178		
	10,000 - 15,000	Animal Feedstuffs		113	174	338	1,719	287	2,057		
		Chemicals Products (including sulphates)		2,772		10,957	14	2,772	10,971		
		Crude Materials		177	94	1,020	3,420	271	4,440		
		Empty containers						-	-		
		Fertiliser		397		2,409		397	2,409		
		Foods and Grains				16		-	16		
		Manufactured Goods		3,380	104	11,974	230	3,485	12,204		
		Metal By-Products, Waste and Scrap			136		340	136	340		
		Mineral Ores and Concentrates			5,740		22,690	5,740	22,690		
		Plant, Machinery and Equipments		867	5	3,936	11	872	3,947		
	15,001 - 20,000	Refined Minerals and Metals		7,754		30,878	7,754	30,878			
		Animal Feedstuffs			222	23	-	244			
		Construction Materials	23		23		23	23			
		Chemicals Products (including sulphates)	429	85	6,252	338	513	6,590			
		Crude Materials	249	124	487	1,105	373	1,592			
		Empty containers	-	11	0	11	11	11			
		Fertiliser	233	123	1,617	1,927	356	3,544			
		Foods and Grains		1,177	40	8,720	1,177	8,760			
		Manufactured Goods	1,419	34	7,484	2,134	1,454	9,618			
		Metal By-Products, Waste and Scrap		500	48	2,464	500	2,512			
	20,001 - 25,000	Mineral Ores and Concentrates				630	-	630			
		Plant, Machinery and Equipments	184	221	2,016	1,330	404	3,346			
		Refined Minerals and Metals		2,743	934	53,441	2,743	54,375			
		Animal Feedstuffs		298		1,290	298	1,290			
		Construction Materials			25		-	25			
		Chemicals Products (including sulphates)	540		3,694		540	3,694			
		Crude Materials	89	65	334	714	154	1,048			
		Empty containers					-	-			
		Fertiliser	75		1,068		75	1,068			

Vessel Category	LOA Group	GRT Group	Commodity	NOV 2020		YTD FY21		NOV 2020	YTD FY21	
				Import	Export	Import	Export	Total	Total	
			Foods and Grains	119		119		119	119	
			Manufactured Goods	2,182	28	5,130	116	2,210	5,246	
			Metal By-Products, Waste and Scrap		71		343	71	343	
			Mineral Ores and Concentrates		3,907		8,979	3,907	8,979	
			Plant, Machinery and Equipments	360	10	930	10	370	940	
			Refined Minerals and Metals		5,261		9,738	5,261	9,738	
GENERAL CARGO	< 121.9	< 10,000	Manufactured Goods			1,080		-	1,080	
			Mineral Ores and Concentrates				4,618	-	4,618	
			Refined Minerals and Metals				5,008	-	5,008	
	> 182.9	20,001 - 25,000	Plant, Machinery and Equipments			263		-	263	
	121.9 - 182.9	< 10,000	Commodities not specified according to kind			0.39			-	0.39
			Empty containers					-		
			Manufactured Goods	622		2,816	202	622	3,017	
			Mineral Ores and Concentrates			5,603	21,061	-	26,664	
			Plant, Machinery and Equipments	1,186		1,227		1,186	1,227	
			Refined Minerals and Metals	20	5,003	20	17,015	5,023	17,034	
Fertiliser					2,541	3,009	-	5,550		
	20,001 - 25,000	Fertiliser	15,338		28,681		15,338	28,681		
LIVESTOCK	< 121.9	< 10,000	Animal Feedstuffs		269		269	269	269	
			Livestock		1,576		1,576	1,576	1,576	
	> 182.9	35,001 - 40,000	Animal Feedstuffs		1,715		3,817	1,715	3,817	
			Livestock		6,280		12,594	6,280	12,594	
	121.9 - 182.9	10,000 - 15,000	Animal Feedstuffs		1,202		5,435	1,202	5,435	
			Livestock		5,471		22,279	5,471	22,279	
		25,001 - 30,000	Animal Feedstuffs				2,098	-	2,098	
			Livestock				12,805	-	12,805	
OPEN HATCH CARGO SHIP	> 182.9	20,001 - 25,000	Fertiliser			10,408	5,013	-	15,421	
	121.9 - 182.9	20,001 - 25,000	Manufactured Goods			1,651		-	1,651	
			Mineral Ores and Concentrates				38,530	-	38,530	
			Sugar and By-Products		28,000		28,000	28,000	28,000	
	25,001 - 30,000	Fertiliser			6,468		-	6,468		
		Mineral Ores and Concentrates				23,605	-	23,605		
Fertiliser				14,572		-	14,572			
TANKER	< 121.9	< 10,000	Chemicals Products (including sulphates)				10,001	-	10,001	
			Petroleum Products			12,512		-	12,512	
			Sugar and By-Products		8,000		57,122	8,000	57,122	
	> 182.9	20,001 - 25,000	Petroleum Products			7,577	83	-	7,659	
		25,001 - 30,000	Petroleum Products	51,719		295,463		51,719	295,463	
		30,001 - 35,000	Petroleum Products			17,322		-	17,322	
		40,001 - 45,000	Petroleum Products	21,085		44,365		21,085	44,365	
	121.9 - 182.9	< 10,000	Chemicals Products (including sulphates)		8,001		28,002	8,001	28,002	
			Petroleum Products	4,426		11,775		4,426	11,775	
			Sugar and By-Products				50,001	-	50,001	
		10,000 - 15,000	Chemicals Products (including sulphates)				18,001	-	18,001	
			Petroleum Products			5,527		-	5,527	
		15,001 - 20,000	Chemicals Products (including sulphates)			2,151		-	2,151	
25,001 - 30,000		Petroleum Products			12,973		-	12,973		
VEHICLE CARRIER	> 182.9	> 55,000	Plant, Machinery and Equipments	2,438		11,015	512	2,438	11,527	
		35,001 - 40,000	Plant, Machinery and Equipments	342		342		342	342	
		40,001 - 45,000	Plant, Machinery and Equipments	357		1,376	35	357	1,411	
Grand Total				172,935	500,427	989,767	2,651,799	673,361	3,641,566	

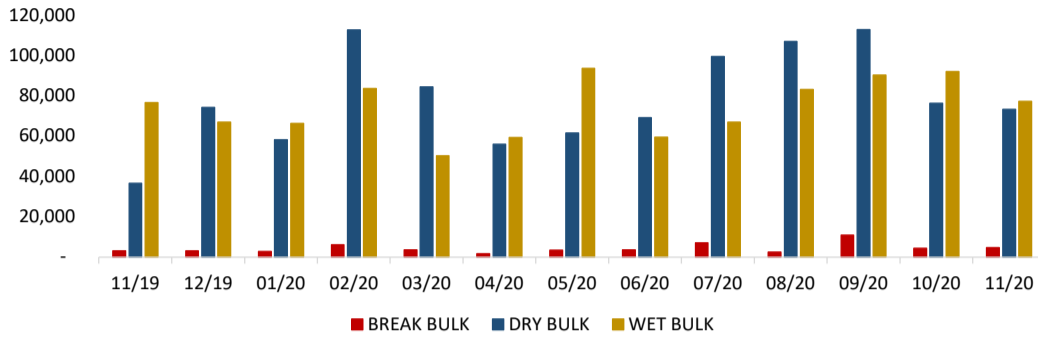
NOVEMBER 2020
Import/Export BULKS Goods in Tonnes

Port of Townsville Ltd gives no guarantee regarding this information and accepts no liability for any inconvenience, or any direct or consequential loss, arising from reliance upon this information'

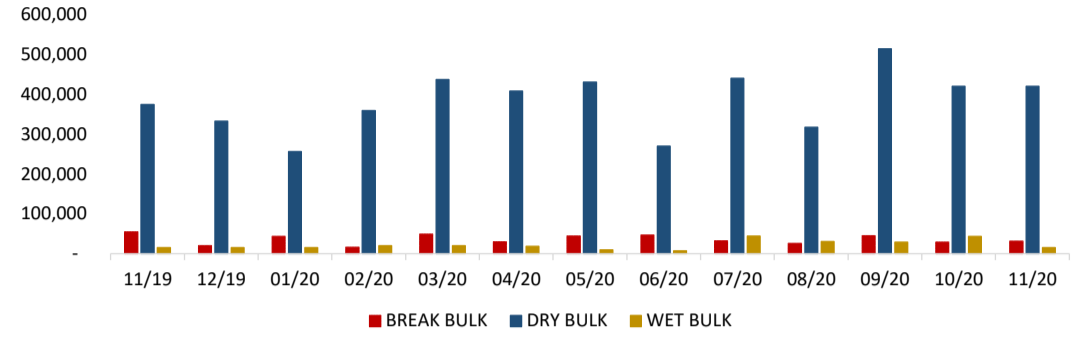


SUMMARY BULKS Goods Tonnes	NOV 2019	YTD FY20	NOV 2020		YTD FY21		NOV 2020	YTD FY21
	Total (% Chg)	Total (% Chg)	Import	Export	Import	Export	Total	Total
BREAK BULK	▼ 38.0%	▼ 25.7%	4,737	31,337	29,765	163,951	36,075	193,716
DRY BULK	▲ 20.0%	▼ 8.2%	73,262	420,197	468,806	2,113,066	493,459	2,581,872
WET BULK	▲ 1.0%	▼ 2.6%	77,230	16,001	409,664	163,210	93,230	572,874
Grand Total	▲ 10.8%	▼ 8.5%	155,229	467,535	908,234	2,440,228	622,764	3,348,462

Monthly Imports by Bulk Type (Tonnes)



Monthly Exports by Bulk Type (Tonnes)



Bulk Mode	Region	Country (Origin/Destination)	Port (Origin/Destination)	Commodity	NOV 2020		YTD FY21		NOV 2020	YTD FY21
					Import	Export	Import	Export	Total	Total
BREAK BULK	East Asia	China	Nansha	Furnitures and fittings			178		-	178
			Shanghai	Refined non-ferrous metals		5,003		22,023	5,003	22,023
			Changchun Longjia Internatio	Civil engineering & contractors' plant & equipment				65	-	65
		Japan	Chofu	Tyres	444		4,743		444	4,743
			Hiroshima	Motor vehicles	122		696		122	696
			Mizushima	Motor vehicles	127		322		127	322
			Nagoya - Aichi	Mechanical handling equipment and parts	24		112		24	112
				Motor vehicles	1,135		4,254		1,135	4,254
				Motor vehicles; parts and accessories	5		5		5	5
			Nakanoseki	Motor vehicles	91		462		91	462
			Toyohashi	Motor vehicles	51		193		51	193
			Yokohama	Commodities not specified according to kind			0		-	0
		Electrical machinery and equipment and parts				263		-	263	
		Mechanical handling equipment and parts		11		62		11	62	
		Korea, South	Busan	Civil engineering & contractors' plant & equipment			11		-	11
				Mechanical handling equipment and parts	210		210		210	210
	Other machinery & equipment for specific industry				12		-	12		
	Incheon	Scrap metals				9,094		-	9,094	
	Taiwan	Kaohsiung	Iron and steel			10,062			10,062	
			Iron or steel articles			606			606	
	Oceania	Australia	Fremantle	Civil engineering & contractors' plant & equipment			338		-	338
		New Zealand	Tauranga	Electrical machinery and equipment and parts		3		3	3	
		Papua New Guinea	Lae	Furnitures and fittings			202		-	202
				General industrial machinery and equipment			14		-	14
	South Asia	India	Mundra	Motor vehicles			15		-	15
	South East Asia	Indonesia	Jakarta - Java	Live cattle		2,671		15,224	2,671	15,224
			Panjang	Live cattle			251		-	251
		Philippines	Subic Bay	Live cattle		804		804	804	
		Thailand	Laem Chabang	Agricultural machinery (excluding tractor) & parts			47		-	47
				Motor vehicles	1,186		5,357		1,186	5,357
		Vietnam	Haiphong	Live cattle		3,573		12,766	3,573	12,766
			Phu-My	Live cattle			9,609		-	9,609
Saigon ITV/Phu My			Live cattle			2,567		-	2,567	
Da Nang	Scrap metals				9,588		-	9,588		
Vung Tau	Live cattle				1,754		-	1,754		
Vung Ang	Livestock feedstuffs			10		-	10			
		Live cattle		6,280		6,280	6,280	6,280		
Southern Europe	Egypt	El Iskandariya (= Alexandria)	Civil engineering & contractors' plant & equipment			15		-	15	
West Asia	Jordan	Al 'Aqabah	Mechanical handling equipment and parts			35		-	35	
	United Arab Emirates	Jebel Ali	Motor vehicles			47		-	47	
Western Europe	United Kingdom	London	Refined non-ferrous metals		13,006		73,218	13,006	73,218	
	Irish Republic	Fenit	Mechanical handling equipment and parts	946		946		946	946	
DRY BULK	East Asia	China	Fangcheng	Copper ores and concentrates			21,770		-	21,770
				Ores and concentrates nes			17,347		-	17,347
				Zinc ores and concentrates		34,215		75,342	34,215	75,342
			Huangpu	Zinc ores and concentrates		11,106		28,326	11,106	28,326
			Huludao	Zinc ores and concentrates		11,203		11,203	11,203	11,203
			Lianyungang	Copper ores and concentrates			10,499		-	10,499
				Ores and concentrates nes			5,604		-	5,604
				Zinc ores and concentrates		5,493		50,649	5,493	50,649
			Nanjing	Ores and concentrates nes			10,418		-	10,418
				Zinc ores and concentrates			10,000		-	10,000
			Qinhuangdao	Copper ores and concentrates			11,004		-	11,004
			Rizhao	Ores and concentrates nes	10,932		10,932		10,932	10,932
			Tianjin	Nitrogenous fertilisers			4,012		-	4,012
				Zinc ores and concentrates			11,811		-	11,811
			Tianjinxiingang	Zinc ores and concentrates			10,050		-	10,050
			Yantai	Ores and concentrates nes			5,420		-	5,420
	Japan	Chiba	Sugar and by-products			25,000		-	25,000	
		Hikoshima	Zinc ores and concentrates			11,803		-	11,803	
		Ichihara	Sugar and by-products			25,000		-	25,000	
		Kinuura	Sugar and by-products			26,000		-	26,000	
		Kobe	Sugar and by-products			27,000		-	27,000	
		Moji/Kitakyushu	Sugar and by-products			24,000		-	24,000	
		Onahama	Zinc ores and concentrates			11,802		-	11,802	
		Osaka	Sugar and by-products		28,000		81,600	28,000	81,600	
		Shikama	Ores and concentrates nes			5,312		-	5,312	
		Akita	Zinc ores and concentrates			5,506		-	5,506	
	Izumisano	Sugar and by-products			24,000		-	24,000		
	Korea, South	Incheon	Sugar and by-products		84,000		157,000	84,000	157,000	
		Inchon	Sugar and by-products		42,000		138,000	42,000	138,000	
		Kunsan	Sugar and by-products			25,000		-	25,000	
		Onsan	Ores and concentrates nes		21,458		70,734	21,458	70,734	
			Zinc ores and concentrates		32,537		178,040	32,537	178,040	
Ulsan		Sugar and by-products			44,000		-	44,000		
Donghae	Zinc ores and concentrates		10,020		31,026	10,020	31,026			
Taiwan	Taichung	Copper ores and concentrates		10,210		10,210	10,210	10,210		
Latin America & Caribbean	Mexico	Topolobampo	Fertilisers nes			27,009		-	27,009	
Latin America & Caribbean	Chile	Mejillones	Zinc ores and concentrates			21,672		-	21,672	
	Peru	Punta Lobitos	Zinc ores and concentrates	21,990		21,990		21,990	21,990	
North America - East	Alaska	Red Dog	Zinc ores and concentrates			86,942		-	86,942	
North America - West	Canada	Vancouver	Fertilisers nes	15,338		43,254		15,338	43,254	
	United States	Crockett	Sugar and by-products		22,392		67,567	22,392	67,567	
		New Orleans	Fertilisers nes			200,043		-	200,043	

Bulk Mode	Region	Country (Origin/Destination)	Port (Origin/Destination)	Commodity	NOV 2020		YTD FY21		NOV 2020	YTD FY21
					Import	Export	Import	Export	Total	Total
			Portland	Potassic fertilisers				19,416	-	19,416
			Waggaman	Livestock feedstuffs				12,664	-	12,664
	Oceania	Australia	Geelong	Fertilisers nes					8,022	8,022
			Geraldton	Zinc ores and concentrates				5,603	-	5,603
			Gladstone	Construction materials	25,002			184,641	25,002	184,641
			Newcastle	Fertilisers nes		30,004			30,004	30,004
			Port Pirie	Ores and concentrates nes				12,503	-	12,503
			Hobart	Zinc ores and concentrates				11,006	-	11,006
			Risdon	Zinc ores and concentrates		21,932		32,942	21,932	32,942
	South Asia	Bangladesh	Chittagong	Fertilisers nes				108,471	-	108,471
		Pakistan	Gwadar	Fertilisers nes		32,410		32,410	32,410	32,410
	South East Asia	Indonesia	Bontang - Kl	Nitrogenous fertilisers				8,869	-	8,869
			Ciwandan	Sugar and by-products				28,616	-	28,616
			Jakarta - Java	Livestock feedstuffs		200		2,230	200	2,230
			Panjang	Livestock feedstuffs				68	-	68
				Sugar and by-products				154,274	-	154,274
			Tanjung Priok	Sugar and by-products				46,384	-	46,384
			Merak - Java	Sugar and by-products				50,220	-	50,220
		Malaysia	Sipitang - Sabah	Nitrogenous fertilisers				11,495	-	11,495
			Bintulu - Sarawak	Nitrogenous fertilisers				9,012	-	9,012
		Philippines	Subic Bay	Livestock feedstuffs		149		149	149	149
		Vietnam	Haiphong	Livestock feedstuffs		1,122		2,722	1,122	2,722
			Phu-My	Livestock feedstuffs				3,730	-	3,730
			Saigon ITV/Phu My	Livestock feedstuffs				583	-	583
			Vung Tau	Livestock feedstuffs				411	-	411
			Vung Ang	Livestock feedstuffs		1,715		1,715	1,715	1,715
	West Asia	Qatar	Mesaieed	Nitrogenous fertilisers				10,210	-	10,210
		Saudi Arabia	Jubail	Nitrogenous fertilisers				18,094	-	18,094
	Western Europe	Germany	Nordenham	Zinc ores and concentrates				15,020	-	15,020
		Spain	Aviles	Zinc ores and concentrates		20,030		76,491	20,030	76,491
WET BULK	East Asia	China	Dalian	Diesel				12,973	-	12,973
			Quanzhou	Diesel	8,976			15,930	8,976	15,930
			Zhenjiang	Petroleum products nes				2,693	-	2,693
			Yangpu	Aviation fuels				6,454	-	6,454
			Ningbo Pt	Petroleum products nes	2,952			2,952	2,952	2,952
		Japan	Sakai	Diesel				196	-	196
				Petrol				6,450	-	6,450
			Kashima - Saga	Caustic soda (sodium hydroxide)				2,151	-	2,151
		Korea, South	Daesan	Aviation fuels				613	-	613
				Diesel				691	-	691
			Onsan	Diesel	18,798			32,294	18,798	32,294
			Yeosu (ex Yosu)	Diesel				52,196	-	52,196
				Petrol	2,287			6,317	2,287	6,317
				Petroleum products nes				11,546	-	11,546
	North America - West	United States	New Orleans	Petroleum products nes				4,883	-	4,883
	Oceania	Australia	Brisbane	Diesel	200			594	200	594
				Inorganic chemicals nes		8,001		38,004	8,001	38,004
				Petrol	5,616			13,026	5,616	13,026
				Sugar and by-products				7,501	-	7,501
			Bundaberg	Sugar and by-products				8,300	-	8,300
			Geelong	Aviation fuels	598			2,408	598	2,408
				Diesel	195			774	195	774
				Petrol	682			4,338	682	4,338
			Melbourne	Sugar and by-products		8,000		24,007	8,000	24,007
			Botany Bay	Base oil				83	-	83
		New Zealand	Bluff	Sugar and by-products				17,840	-	17,840
			New Plymouth	Sugar and by-products				20,500	-	20,500
			Tauranga	Sugar and by-products				8,500	-	8,500
			Timaru	Sugar and by-products				8,475	-	8,475
	South Asia	India	Tuticorin	Inorganic chemicals nes				18,001	-	18,001
			Paradip Port	Diesel				14,262	-	14,262
	South East Asia	Brunei	Muara	Diesel				13,496	-	13,496
		Indonesia	Nipah	Diesel				16,513	-	16,513
		Malaysia	Johor Bahru	Aviation fuels				2,496	-	2,496
				Diesel				13,461	-	13,461
			Kampung Tanjung Langsat	Petrol				7,328	-	7,328
			Malacca	Diesel				14,065	-	14,065
			Tanjong Bin	Diesel				12,999	-	12,999
			Tanjung Pelepas	Aviation fuels				1,498	-	1,498
			Pengerang	Aviation fuels	8,593			8,593	8,593	8,593
				Diesel	7,778			27,735	7,778	27,735
		Singapore	Singapore	Diesel	15,623			64,573	15,623	64,573
				Petrol	4,932			26,675	4,932	26,675
		Thailand	Rayong	Petroleum products nes				3,469	-	3,469
		Vietnam	Go Dau A Terminal	Sugar and by-products				12,000	-	12,000
	West Asia	Bahrain	Sitra	Petroleum products nes				3,023	-	3,023
Grand Total					155,229	467,535	908,234	2,440,228	622,764	3,348,462

Region	Country (Origin/Destination)	Port (Origin/Destination)	Commodity	IMPORT						Import Total	EXPORT						Export Total	Grand Total
				20ft			40ft				20ft			40ft				
				Dry	Reefer	Tank	Dry	Reefer	Tank		Dry	Reefer	Tank	Dry	Reefer	Tank		
			Iron or steel articles	27			6				33							33
			Manufactured goods nes	3							3							3
			Mechanical handling equipment and parts	1							1							1
			Natural abrasives	1							1							1
			Nitrogenous fertilisers	3							3							3
			Non-ferrous metals, aluminium articles	6			2				8							8
			Non-motorised vehicles and parts				12				12							12
			Organic chemicals	18							18							18
			Other machinery & equipment for specific industry	1							1							1
			Paper and paperboard				2				2							2
			Plastic articles	1			6				7							7
			Potassic fertilisers	1							1							1
			Precious metal ores and concentrates									370						370
			Ships, boats and floating structures				2				2							2
			Textiles and textile articles				2				2							2
			Tyres	3			60				63							63
			Wood articles				2				2							2
		Qinzhou	Inorganic chemicals nes	10							10							10
			Sulphates; of zinc	10							10							10
		Sanshui	Ceramic products	6							6							6
		Shanghai	Electrical machinery and equipment and parts	1			20				21							21
			Empty containers									7		210				217
			Furnitures and fittings				18				18							18
			General industrial machinery and equipment				2				2							2
			Heating and cooling equipments and parts				16				16							16
			Inorganic chemicals nes	3							3							3
			Iron and steel	1							1							1
			Iron or steel articles	26			10				36							36
			Manufactured goods nes	1							1							1
			Mechanical handling equipment and parts	3			4				7							7
			Mixed commodities	2							2							2
			Natural abrasives	2							2							2
			Non-ferrous metals, aluminium articles				6				6							6
			Non-motorised vehicles and parts				4				4							4
			Optical, measuring, medical or dental instruments				2				2							2
			Organic chemicals	4							4							4
			Plastic articles	3			12				15							15
			Refined non-ferrous metals									358						358
			Stone, plaster, cement, asbestos, mica				4				4							4
			Sulphates; of copper	8							8							8
			Telecommunications, sound-recording equipments	1			8				9							9
			Textiles and textile articles				4				4							4
			Tubes, pipes, hoses and fittings	2							2							2
			Tyres	1			12				13							13
			Wood										4					4
		Shantou	Manufactured goods nes				6				6							6
		Shekou	Ceramic products	1			2				3							3
			Electrical machinery and equipment and parts	1							1							1
			Furnitures and fittings				18				18							18
			Iron or steel articles				4				4							4
			Manufactured goods nes	3			2				5							5
			Motor vehicles; parts and accessories				2				2							2
			Other machinery & equipment for specific industry	1							1							1
			Tyres				8				8							8
		Tianjinxingang	Ceramic products	1							1							1
			Iron and steel	7							7							7
			Iron or steel articles	9			20				29							29
			Natural abrasives	6							6							6
			Nitrogenous fertilisers	2							2							2
		Xiamen	General industrial machinery and equipment	1							1							1
			Iron or steel articles				2				2							2
			Non-ferrous metals, aluminium articles				2				2							2

Region	Country (Origin/Destination)	Port (Origin/Destination)	Commodity	IMPORT						Import Total	EXPORT						Export Total	Grand Total
				20ft			40ft				20ft			40ft				
				Dry	Reefer	Tank	Dry	Reefer	Tank		Dry	Reefer	Tank	Dry	Reefer	Tank		
			Tyres				2				2						2	
		Xiaolan	General industrial machinery and equipment	1			4				5						5	
			Non-ferrous metals, aluminium articles	1							1						1	
		Xingang	Iron and steel	4							4						4	
			Iron or steel articles	9			4				13						13	
			Nitrogenous fertilisers	3							3						3	
			Non-ferrous metals, aluminium articles	2							2						2	
			Potassic fertilisers	2							2						2	
			Tubes, pipes, hoses and fittings	2							2						2	
		Yantai	Fertilisers nes									6				6	6	
		Yantian	Electrical machinery and equipment and parts	1							1						1	
		Yichang	Fertilisers nes	1							1						1	
		Yueyang	Nitrogenous fertilisers	5							5						5	
		Zhangjiagang	Tyres				8				8						8	
		Zhuhai	Plastic articles	2							2						2	
		Wenzhou	Wood									1				1	1	
		Zhaoqing	Ceramic products	1							1						1	
		Gaoming	Ceramic products	2							2						2	
	Hong Kong	Hong Kong	Electrical machinery and equipment and parts											2		2	2	
			Manufactured goods nes				2				2						2	
	Japan	Kobe	Tyres				2				2						2	
		Nagoya - Aichi	Tyres				8				8						8	
		Osaka	Civil engineering & contractors' plant & equipment				2				2						2	
			Meat and meat preparations									2				2	2	
			Motor vehicles				4				4						4	
		Tokyo	Motor vehicles				6				6						6	
		Yokohama	Plastics in primary forms	1							1						1	
		Iyomishima	Iron and steel											2		2	2	
	Korea, South	Busan	Empty containers											24		24	24	
			Explosives, pyrotechnic products, matches	1							1						1	
			Refined non-ferrous metals	1							1						1	
			Tyres				22				22						22	
		Inchon	Furnitures and fittings				4				4						4	
		Pusan	Electrical machinery and equipment and parts	12							12						12	
			Explosives, pyrotechnic products, matches	1							1						1	
			General industrial machinery and equipment	1			2				3						3	
			Iron or steel articles				4				4						4	
			Plastic articles	1							1						1	
			Precious metals, metals clad with precious metal										6			6	6	
			Refined non-ferrous metals	27							27						27	
			Scrap metals									14				14	14	
			Tubes, pipes, hoses and fittings	1							1						1	
			Wood articles	2			10				12						12	
			Non-ferrous metals, cermet and articles									18				18	18	
	Taiwan	Kaohsiung	Empty containers											32		32	32	
			Iron or steel articles	1							1						1	
			Livestock feedstuffs									9				9	9	
			Refined non-ferrous metals									103				103	103	
		Keelung (Chilung)	Refined non-ferrous metals									168				168	168	
			Sulphates; of copper	2							2						2	
		Taichung	Refined non-ferrous metals									16				16	16	
			Sulphates; of copper	12							12						12	
			Tyres	1			6				7						7	
		Taoyuan	Sulphates; of copper	3							3						3	
Eastern Europe	Lithuania	Klaipeda	Potassic fertilisers	6							6						6	
	Russia	Saint Petersburg (Ex Leningrad)	Sulphates; of copper	13							13						13	
Latin America & Caribbean -	Chile	Puerto Angamos	Iron and steel	1							1						1	
North America - West	United States	Savannah	Agricultural machinery (excluding tractor) & parts				8				8						8	
			Motor vehicles				4				4						4	
			Rubber articles				2				2						2	
Oceania	Australia	Darwin	Empty containers	120							120						120	
	New Zealand	Tauranga	General industrial machinery and equipment											6		6	6	

Region	Country (Origin/Destination)	Port (Origin/Destination)	Commodity	IMPORT						Import Total	EXPORT						Export Total	Grand Total	
				20ft			40ft				20ft			40ft					
				Dry	Reefer	Tank	Dry	Reefer	Tank		Dry	Reefer	Tank	Dry	Reefer	Tank			
			Lime	25						25							25		
			Paper and paperboard				38				38							38	
		Auckland	Empty containers								1						1		
		Papua New Guinea	Lae	Empty containers	299						299							299	
				Inorganic chemicals nes			5				5		12				12		
				Iron and steel	1						1							1	
				Textiles and textile articles								1						1	
			Motukea Island	Mixed commodities								1						1	
				Textiles and textile articles								1						1	
			Port Moresby	Empty containers	196							196							196
				Motor vehicles											2			2	
		Rabaul	Mixed commodities								1						1		
		Solomon Islands	Honiara - Guadalcanal Is	Mixed commodities										2			2		
		South Africa	Kenya	Mombasa	Refined non-ferrous metals							5						5	
			Tanzania, United Republic of	Dar es Salaam	Wood									2			2		
Mozambique	Nacala		Refined non-ferrous metals							2					2				
South Asia	Bangladesh	Chittagong	Refined non-ferrous metals							25						25			
			Vegetables							47						47			
	India	Hazira	Inorganic chemicals nes	3						3							3		
			Jawaharlal Nehru (Nhava Sheva)	Inorganic chemicals nes							3						3		
			Mundra	Tyres				2			2						2		
			Tuticorin	Iron or steel articles	16						16						16		
			Cochin	Tyres				2			2						2		
	Pakistan	Karachi	Textiles and textile articles				2			2						2			
	Sri Lanka	Colombo	Tyres	1						1						1			
	South East Asia	Indonesia	Jakarta - Java	Furnitures and fittings	1			2			3						3		
Glass				3						3						3			
Inorganic chemicals nes				54							54						54		
Non-ferrous metals, aluminium articles							2				2						2		
Tyres							4				4						4		
Semarang - Java			Furnitures and fittings	1			2			3						3			
Surabaya - Tanjung Perak - Java			Furnitures and fittings	1			2				3						3		
			Glass	2							2						2		
			Manufactured goods nes	1							1						1		
			Non-ferrous metals, aluminium articles				2				2						2		
			Wood pulp and waste paper											6			6		
		Wheat or meslin flour	5							5						5			
		Malaysia	Pasir Gudang - Johor	Empty containers								1						1	
				Furnitures and fittings				2				2						2	
Inorganic chemicals nes				1							1						1		
Refined non-ferrous metals												17					17		
Penang (Georgetown)			Refined non-ferrous metals									13					13		
			Port Kelang	Construction materials	1							1						1	
Empty containers												13			102		115		
Furnitures and fittings				1							1						1		
Heating and cooling equipments and parts							8				8						8		
Inorganic chemicals nes				1							1						1		
Plastics in primary forms														2			2		
Refined non-ferrous metals												2					2		
Rubber articles				1			2				3						3		
Scrap metals													4			4			
Fixed vegetable fats and oils		1							1						1				
Westport/Port Klang		Lime	34							34						34			
Philippines		Manila	Heating and cooling equipments and parts								1						1		
			Manufactured goods nes								1			2			3		
			Mixed commodities											6			6		
Singapore		Singapore	General industrial machinery and equipment	1						1						1			
Thailand		Bangkok	Crude minerals	11							11						11		
			Iron or steel articles	60							60						60		
	Motor vehicles; parts and accessories					2				2						2			
	Refined non-ferrous metals										16					16			
	Laem Chabang	Caustic soda (sodium hydroxide)	2							2						2			

Region	Country (Origin/Destination)	Port (Origin/Destination)	Commodity	IMPORT						Import Total	EXPORT						Export Total	Grand Total
				20ft			40ft				20ft			40ft				
				Dry	Reefer	Tank	Dry	Reefer	Tank		Dry	Reefer	Tank	Dry	Reefer	Tank		
			Heating and cooling equipments and parts	5			78			83							83	
			Household appliances				2			2							2	
			Iron or steel articles	2						2							2	
			Motor vehicles; parts and accessories				2			2							2	
			Plastic articles	10			4			14							14	
			Refined non-ferrous metals								22						22	
			Tyres				14			14							14	
	Vietnam	Haiphong	Iron and steel	1						1							1	
			Plastic articles	1						1							1	
			Refined non-ferrous metals								44						44	
			Tubes, pipes, hoses and fittings	2						2							2	
			Wood articles	1						1							1	
		Ho Chi Minh City	Ceramic products				2			2							2	
			Electrical machinery and equipment and parts	1						1							1	
			Furnitures and fittings				12			12							12	
			Livestock feedstuffs				8			8							8	
			Mixed commodities	1						1							1	
			Paper and paperboard				10			10							10	
			Refined non-ferrous metals								35						35	
			Tyres	1						1							1	
Southern Europe	Italy	Genoa	Tubes, pipes, hoses and fittings				2			2							2	
West Asia	Saudi Arabia	Ad Dammam	Crude minerals								5						5	
		Jeddah	Refined non-ferrous metals								2						2	
	Turkey	Izmir (Smyrna)	Inorganic chemicals nes	2						2							2	
	United Arab Emirates	Jebel Ali	Glass	1						1							1	
			Glassware	1						1							1	
			Motor vehicles; parts and accessories										2				2	
			Textiles and textile articles				2			2			2				4	
		Sharjah	Motor vehicles; parts and accessories										18				18	
Western Europe	Belgium	Antwerpen	Crude rubber				4			4							4	
			Slag, ash and residues; non-ferrous metals								20						20	
	Netherlands	Rotterdam	General industrial machinery and equipment	1						1							1	
			Organic chemicals	1		1				2							2	
			Plastic articles	3						3							3	
			Plastics in primary forms	1						1							1	
	Portugal	Lisboa	Nitrogenous fertilisers	2						2							2	
	Irish Republic	Fenit	Mechanical handling equipment and parts	3						3							3	
Grand Total				1,300		6	664			1,970	1,381	2	12	724			2,119	4,089

Region	Country (Origin/Destination)	Port (Origin/Destination)	Commodity	IMPORT						Import Total	EXPORT						Export Total	Grand Total	
				20ft			40ft				NonStd	20ft			40ft				
				Dry	Reefer	Tank	Dry	Reefer	Tank		Dry	Dry	Reefer	Tank	Dry	Reefer			Tank
			Electrical machinery and equipment and parts	0			62				62						62	62	
			Empty containers											72			72	72	
			Furnitures and fittings	0			16				16							16	
			General industrial machinery and equipment	3			16				19							19	
			Household appliances	1			36				37							37	
			Inorganic chemicals nes	6							6							6	
			Iron or steel articles	4			2				6							6	
			Manufactured goods nes	4			6				10							10	
			Mixed commodities	1							1							1	
			Motor vehicles; parts and accessories	1							1							1	
			Non-ferrous metals, aluminium articles	1			8				9							9	
			Non-motorised vehicles and parts	1			44				45							45	
			Optical, measuring, medical or dental instruments				2				2							2	
			Organic chemicals	19							19							19	
			Other machinery & equipment for specific industry	3			8				11							11	
			Plastic articles	5			2				7							7	
			Ships, boats and floating structures				4				4							4	
			Telecommunications, sound-recording equipments	1							1							1	
			Textiles and textile articles	2			58				60							60	
			Tubes, pipes, hoses and fittings	1			2				3							3	
			Tyres				2				2							2	
			Wood											22			22	22	
		Qingdao	Agricultural machinery (excluding tractor) & parts				12				12							12	
			Ceramic products	17			4				21							21	
			Civil engineering & contractors' plant & equipment	1							1							1	
			Crude minerals	1							1							1	
			Electrical machinery and equipment and parts	1							1							1	
			Empty containers									66	1		494			561	
			Fertilisers nes	2							2							2	
			Furnitures and fittings	1							1							1	
			General industrial machinery and equipment	2			2				4							4	
			Glass	7							7							7	
			Glassware	3			4				7							7	
			Heating and cooling equipments and parts	2							2							2	
			Inorganic chemicals nes	113							113							113	
			Iron and steel	1							1							1	
			Iron or steel articles	139			14				153							153	
			Livestock feedstuffs									53						53	
			Machine tools working by removing metal	1							1							1	
			Manufactured goods nes	10			2				12							12	
			Mechanical handling equipment and parts	13			4				17							17	
			Motor vehicles	1							1							1	
			Motor vehicles; parts and accessories	2							2							2	
			Natural abrasives	2							2							2	
			Nitrogenous fertilisers	9							9							9	
			Non-ferrous metals, aluminium articles	16			26				42							42	
			Non-motorised vehicles and parts				74				74							74	
			Organic chemicals	66							66							66	
			Other machinery & equipment for specific industry	3			8				11							11	
			Paper and paperboard	1			2				3							3	
			Pharmaceutical products	2							2							2	
			Plastic articles	3			6				9							9	
			Potassic fertilisers	1							1							1	
			Precious metal ores and concentrates									1,200						1,200	
			Refined non-ferrous metals									20						20	
			Rubber articles				2				2							2	
			Ships, boats and floating structures	1			6				7							7	
			Stone, plaster, cement, asbestos, mica	1							1							1	
			Textiles and textile articles				6				6							6	
			Tubes, pipes, hoses and fittings	5			2				7							7	
			Tyres	25			232				257							257	
			Wood											40			40	40	
			Wood articles				6				6							6	
			Crude animal materials	1							1							1	
		Qinzhou	Inorganic chemicals nes	43							43							43	

Region	Country (Origin/Destination)	Port (Origin/Destination)	Commodity	IMPORT							Import Total	EXPORT						Export Total	Grand Total
				20ft			40ft			NonStd		20ft			40ft				
				Dry	Reefer	Tank	Dry	Reefer	Tank	Dry		Dry	Reefer	Tank	Dry	Reefer	Tank		
			Sulphates; of zinc	23							23							23	
		Sanshui	Ceramic products	17							17							17	
			Iron or steel articles	0							0							0	
		Shanghai	Ceramic products	6			2				8							8	
			Cereals									40						40	
			Chemicals products nes	3			2				5							5	
			Electrical machinery and equipment and parts	5			106				111							111	
			Empty containers	28							28	31			654			685	
			Fertilisers nes	3							3							3	
			Fuel oil	3			4		2		9							9	
			Furnitures and fittings	5			64				69							69	
			General industrial machinery and equipment				4				4							4	
			Heating and cooling equipments and parts	3			86				89							89	
			Inorganic chemicals nes	5							5							5	
			Iron and steel	3							3							3	
			Iron or steel articles	41			46				87							87	
			Livestock feedstuffs									37						37	
			Manufactured goods nes	7			2				9							9	
			Mechanical handling equipment and parts	6			14				20							20	
			Mixed commodities	8							8							8	
			Motor vehicles				2				2							2	
			Natural abrasives	2							2							2	
			Non-ferrous metals, aluminium articles	5			28				33							33	
			Non-motorised vehicles and parts	1			8				9							9	
			Optical, measuring, medical or dental instruments	2			4				6							6	
			Organic chemicals	92							92							92	
			Paper and paperboard	4							4							4	
			Plastic articles	9			40				49							49	
			Plastics in primary forms	4							4							4	
			Railway vehicles (incl. hovertrain) & equipments	10			2				12							12	
			Refined non-ferrous metals									3,529						3,529	
			Ships, boats and floating structures	1							1							1	
			Stone, plaster, cement, asbestos, mica	2			6				8							8	
			Sulphates; of copper	53							53							53	
			Telecommunications, sound-recording equipments	2			12				14							14	
			Textiles and textile articles	11			6				17							17	
			Tubes, pipes, hoses and fittings	6			12				18							18	
			Tyres	10			52				62							62	
			Wood									2			224			226	
			Slag, sand; iron or steel	2							2							2	
		Shantou	Manufactured goods nes				10				10							10	
		Shashi	Fertilisers nes	1							1							1	
		Shekou	Ceramic products	1			14				15							15	
			Crude rubber				4				4							4	
			Electrical machinery and equipment and parts	1							1							1	
			Furnitures and fittings	3			38				41							41	
			General industrial machinery and equipment	1			2				3							3	
			Glass	1			2				3							3	
			Household appliances	2			12				14							14	
			Iron or steel articles	2			4				6							6	
			Manufactured goods nes	4			2				6							6	
			Mechanical handling equipment and parts				2				2							2	
			Motor vehicles				2				2							2	
			Motor vehicles; parts and accessories	3			14				17							17	
			Non-ferrous metals, aluminium articles				4				4							4	
			Other machinery & equipment for specific industry	1							1							1	
			Paper and paperboard	2			2				4							4	
			Plastic articles	2							2							2	
			Stone, plaster, cement, asbestos, mica				2				2							2	
			Telecommunications, sound-recording equipments	3			6				9							9	
			Textiles and textile articles				4				4							4	
			Tubes, pipes, hoses and fittings				6				6							6	
			Tyres				38				38							38	
			Wood articles	1							1							1	
		Taizhou Pt	Inorganic chemicals nes	1							1							1	

Region	Country (Origin/Destination)	Port (Origin/Destination)	Commodity	IMPORT							Import Total	EXPORT						Export Total	Grand Total			
				20ft			40ft			NonStd		20ft			40ft							
				Dry	Reefer	Tank	Dry	Reefer	Tank	Dry		Dry	Reefer	Tank	Dry	Reefer	Tank					
		Osaka	Civil engineering & contractors' plant & equipment				4					4								4		
			Meat and meat preparations											9							9	
			Motor vehicles				4							4							4	
		Tokyo	Motor vehicles				14						14							14		
		Yokohama	Meat and meat preparations												20						20	
			Plastics in primary forms	2										2							2	
		Iyomishima	Iron and steel												2						2	
		Korea, South	Busan	Electrical machinery and equipment and parts	1									1								1
				Empty containers											8			64				72
				Explosives, pyrotechnic products, matches	6										6							6
	Non-ferrous metals, zinc articles			2										2							2	
	Refined non-ferrous metals			1										1							1	
	Tyres						88							88								88
	Incheon		Refined non-ferrous metals											5							5	
	Inchon		Furnitures and fittings				4							4							4	
			Iron and steel	16										16							16	
			Refined non-ferrous metals												63							63
	Pusan		Ceramic products				4							4							4	
			Electrical machinery and equipment and parts	48										48							48	
			Explosives, pyrotechnic products, matches	4										4							4	
			General industrial machinery and equipment	4			62							66							66	
			Heating and cooling equipments and parts	1										1							1	
			Iron or steel articles	3			14							17							17	
			Mechanical handling equipment and parts	1			12							13							13	
			Mixed commodities	1			4							5							5	
			Motor vehicles				2							2							2	
			Non-ferrous metals, aluminium articles	1										1							1	
			Other machinery & equipment for specific industry	1			8							9							9	
			Plastic articles	3										3							3	
			Plastics in primary forms	1										1							1	
			Power-generating machinery and equipment	1										1							1	
			Precious metals, metals clad with precious metal													12						12
			Refined non-ferrous metals	116										116	5							121
			Rubber articles	2			18							20							20	
			Scrap metals												45							45
			Textiles and textile articles				2							2							2	
			Tubes, pipes, hoses and fittings	1			4							5							5	
	Tyres		4			2							6							6		
	Wood articles		2			10							12							12		
	Non-ferrous metals, cermet and articles													74							74	
	Sulphates; of lead		1										1							1		
	Taiwan		Kaohsiung	Crude rubber				2						2							2	
				Empty containers													244					244
				Inorganic chemicals nes	1										1							1
				Iron and steel	4										4							4
				Iron or steel articles	3			2							5							5
				Livestock feedstuffs												9						
		Plastics in primary forms		30										30							30	
		Refined non-ferrous metals													203							203
		Tyres	2			2							4							4		
Keelung (Chilung)		Iron and steel				2							2							2		
		Refined non-ferrous metals												618							618	
		Sulphates; of copper	8										8							8		
Taichung		Iron or steel articles	1										1							1		
		Plastics in primary forms													2						2	
		Refined non-ferrous metals												45							45	
		Sulphates; of copper	30										30							30		
Taipei		Tyres	7			24						31								31		
		Iron and steel				2							2							2		
		Potassic fertilisers	11									11								11		
Taoyuan		Sulphates; of copper	36									36								36		
Eastern Europe	Lithuania	Klaipeda	Potassic fertilisers	37								37							37			
	Poland	Gdansk	Inorganic chemicals nes	1								1							1			
	Russia	Saint Petersburg (Ex Leningrad)	Sulphates; of copper	74									74							74		
		Vostochniy - Port	Sulphates; of copper	4									4							4		

Region	Country (Origin/Destination)	Port (Origin/Destination)	Commodity	IMPORT							Import Total	EXPORT						Export Total	Grand Total	
				20ft			40ft			NonStd		20ft			40ft					
				Dry	Reefer	Tank	Dry	Reefer	Tank	Dry		Dry	Reefer	Tank	Dry	Reefer	Tank			
Latin America & Caribbean -	Brazil	Navegantes	Wood articles				6				6								6	
Latin America & Caribbean -	Chile	Puerto Angamos	Iron and steel	1							1								1	
North America - West	Canada	Montreal	Precious metals, metals clad with precious metal												16				16	
	United States	Savannah	Agricultural machinery (excluding tractor) & parts				16				16									
			Motor vehicles				12				12									
			Rubber articles				2				2									
			Aircraft, spacecraft and parts	1							1									
		Seattle	Iron or steel articles	4							4									
		Other machinery & equipment for specific industry				4				4										
		Los Angeles	Motor vehicles				2				2									
New York	Tungsten ores and concentrates										1							1		
Northern Europe	Norway	Moss	Chemicals products nes				2				2								2	
	Sweden	Goteborg	Iron and steel	2							2								2	
Oceania	Australia	Brisbane	Empty containers	183	20						203								203	
		Darwin	Empty containers	423							423								423	
		Sydney	Iron or steel articles	15							15								15	
	New Zealand	Tauranga	General industrial machinery and equipment													6				6
			Lime	25							25								25	
			Paper and paperboard				100				100								100	
		Auckland	Empty containers										1							1
			Inorganic chemicals nes	10							10									10
	Papua New Guinea	Lae	Empty containers	2,686		7	14				2,707								2,707	
			Inorganic chemicals nes			52					52			44					44	
			Iron and steel	1							1								1	
			Manufactured goods nes										1							1
			Non-ferrous metals, aluminium articles										1							1
			Other machinery & equipment for specific industry	1							1									1
			Scrap metals	3							3									3
			Textiles and textile articles										5							5
		Crude vegetable materials										3							3	
		Madang	Livestock feedstuffs	21							21								21	
		Motukea Island	Empty containers	1,751							1,751				2				2	1,753
			Fish, crustaceans, molluscs, aquatic invertebrates			1					1									1
			General industrial machinery and equipment	1							1									1
			Mechanical handling equipment and parts										1							1
			Miscellaneous edible preparations										1							1
			Mixed commodities										3							3
			Motor vehicles										4							4
	Motor vehicles; parts and accessories											1							1	
	Non-motorised vehicles and parts		2							2									2	
	Scrap metals		4							4									4	
	Textiles and textile articles										5							5		
	Port Moresby	Empty containers	644							644									644	
Fish, crustaceans, molluscs, aquatic invertebrates				1					1									1		
Motor vehicles														2				2		
Buka	Livestock feedstuffs	3							3									3		
Rabaul	Mixed commodities									1								1		
Solomon Islands	Honiara - Guadalcanal Is	Iron or steel articles									1								1	
		Livestock feedstuffs	6							6									6	
		Manufactured goods nes										1							1	
		Mixed commodities													6				6	
South Africa	Kenya	Mombasa	Non-ferrous metals, zinc articles									10							10	
		Refined non-ferrous metals										63							63	
	South Africa	Cape Town	Refined non-ferrous metals									24								24
			Aircraft, spacecraft and parts				2				2									2
		Durban	Inorganic chemicals nes	90							90									90
			Iron and steel										6							6
			Non-ferrous metals, zinc articles										8							8
			Refined non-ferrous metals										56							56
	Pet foods	1							1									1		
	Tanzania, United Republic of	Dar es Salaam	Non-ferrous metals, zinc articles									8								8
			Refined non-ferrous metals										4							4
			Wood													2				2
Mozambique	Beira	Refined non-ferrous metals									8							8		
	Nacala	Refined non-ferrous metals									7							7		

Region	Country (Origin/Destination)	Port (Origin/Destination)	Commodity	IMPORT							Import Total	EXPORT						Export Total	Grand Total					
				20ft			40ft			NonStd		20ft			40ft									
				Dry	Reefer	Tank	Dry	Reefer	Tank	Dry		Dry	Reefer	Tank	Dry	Reefer	Tank							
South Asia	Bangladesh	Chittagong	Refined non-ferrous metals									201						201	201					
			Vegetables									113						113	113					
	India	Chennai (Ex Madras)		Inorganic chemicals nes	3							3								3				
				Tubes, pipes, hoses and fittings				2					2							2				
		Hazira			Inorganic chemicals nes	8							8								8			
					Jawaharlal Nehru (Nhava Sheva)									11							11			
		Mundra			Tyres				6				6								6			
					Iron or steel articles	2							2								2			
					Rubber articles												2				2			
		Pipavav (Victor) Port			Tyres				18				18								18			
					Albuminoidal substances, starches, glues, enzymes	2							2								2			
					Iron or steel articles	12							12								12			
	Tuticorin			Iron or steel articles	32							32								32				
				Cochin				4					4							4				
	Pakistan	Karachi		Scrap metals												2				2				
				Textiles and textile articles				6					6							6				
Vegetables												50							50					
Sri Lanka	Colombo		Slag, ash and residues; non-ferrous metals									1							1					
			Tyres	7							7								7					
South East Asia	Indonesia	Jakarta - Java	Furnitures and fittings	1			2				3								3					
			Glass	11							11								11					
			Inorganic chemicals nes	101							101								101					
			Non-ferrous metals, aluminium articles				2					2							2					
			Potassic fertilisers	4							4								4					
			Refined non-ferrous metals									50							50					
		Semarang - Java			Tyres	2			14				16								16			
					Furnitures and fittings	3			2				5								5			
					Surabaya - Tanjung Perak - Java			Electrical machinery and equipment and parts				2				2								2
								Furnitures and fittings	1			2				3								3
								Glass	11							11								11
								Iron and steel									4							4
	Manufactured goods nes	1										1								1				
	Non-ferrous metals, aluminium articles							2					2							2				
	Malaysia	Pasir Gudang - Johor		Paper and paperboard	1							1								1				
				Wood articles	15							15								15				
				Wood pulp and waste paper												18				18				
				Wheat or meslin flour	5							5								5				
				Empty containers									1							1				
				Furnitures and fittings	1			8				9								9				
		Penang (Georgetown)			Inorganic chemicals nes	4							4								4			
					Natural abrasives	14							14								14			
					Organic chemicals	1							1	1							2			
					Paper and paperboard	4							4								4			
	Port Kelang			Refined non-ferrous metals									102							102				
				Iron and steel				12				12								12				
				Paper and paperboard	1							1								1				
				Refined non-ferrous metals									94							94				
				Agricultural machinery (excluding tractor) & parts				4				4								4				
				Caustic soda (sodium hydroxide)	1							1								1				
				Construction materials	1							1								1				
				Empty containers									64			578	4		646	646				
Furnitures and fittings				3							3								3					
General industrial machinery and equipment				1							1								1					
Heating and cooling equipments and parts				4			34				38								38					
Inorganic chemicals nes				20			2				22								22					
Iron or steel articles	4			4				8								8								
Lime	23							23	35						35	58								
Mechanical handling equipment and parts				2				2								2								
Non-ferrous metals, zinc articles									7							7								
Plastics in primary forms				4				4				6			6	10								
Refined non-ferrous metals									97						97	97								
Rubber articles	7			4				11								11								
Scrap metals									1			22			23	23								
Ships, boats and floating structures				2				2								2								
Tyres				2				2								2								

Region	Country (Origin/Destination)	Port (Origin/Destination)	Commodity	IMPORT							Import Total	EXPORT						Export Total	Grand Total
				20ft			40ft			NonStd		20ft			40ft				
				Dry	Reefer	Tank	Dry	Reefer	Tank	Dry		Dry	Reefer	Tank	Dry	Reefer	Tank		
			Fixed vegetable fats and oils	3							3							3	
		Westport/Port Klang	Lime	34							34							34	
	Philippines	Cebu	Non-motorised vehicles and parts											2				2	
		Manila	Heating and cooling equipments and parts									1						1	
			Manufactured goods nes									1		10				11	
			Mixed commodities											10				10	
			Potassic fertilisers	9							9							9	
			Power-generating machinery and equipment									1						1	
			Textiles and textile articles	2							2							2	
			Vegetables									4						4	
			Pet foods									1						1	
	Singapore	Singapore	Civil engineering & contractors' plant & equipment				2				2							2	
			Electrical machinery and equipment and parts				6				6							6	
			Empty containers										1					1	
			General industrial machinery and equipment	1							1							1	
			Iron or steel articles	1							1							1	
			Livestock feedstuffs	3							3							3	
			Vegetables												4			4	
	Thailand	Bangkok	Construction materials	1							1							1	
			Crude minerals	15							15							15	
			Heating and cooling equipments and parts				2				2							2	
			Inorganic chemicals nes	2							2							2	
			Iron or steel articles	174			6				180							180	
			Lime	3							3							3	
			Motor vehicles; parts and accessories				6				6							6	
			Plastic articles				2				2							2	
			Refined non-ferrous metals									52						52	
			Stone, sand and gravel	41							41							41	
			Textiles and textile articles	1							1							1	
		Laem Chabang	Agricultural machinery (excluding tractor) & parts											2				2	
			Caustic soda (sodium hydroxide)	8							8							8	
			Heating and cooling equipments and parts	15			334				349							349	
			Household appliances				2				2							2	
			Iron or steel articles	2			2				4							4	
			Manufactured goods nes				4				4							4	
			Motor vehicles; parts and accessories	1			10				11							11	
			Plastic articles	10			10				20							20	
			Plastics in primary forms	20							20							20	
			Refined non-ferrous metals									108						108	
			Tubes, pipes, hoses and fittings									1						1	
			Tyres	3			52				55							55	
	Timor-Leste	Dili	Motor vehicles									2		4				6	
	Vietnam	Haiphong	Iron and steel	1							1							1	
			Plastic articles	1							1							1	
			Refined non-ferrous metals									224						224	
			Textiles and textile articles	1							1							1	
			Tubes, pipes, hoses and fittings	2							2							2	
			Wood articles	3			2				5							5	
		Ho Chi Minh City	Ceramic products	1			4				5							5	
			Electrical machinery and equipment and parts	2							2							2	
			Furnitures and fittings				50				50							50	
			General industrial machinery and equipment				4				4							4	
			Iron and steel	1							1							1	
			Livestock feedstuffs				24				24							24	
			Mixed commodities	5							5							5	
			Paper and paperboard				16				16							16	
			Refined non-ferrous metals									158						158	
			Textiles and textile articles				6				6							6	
			Tyres	2							2							2	
			Wood				2				2			2				4	
		Qui Nhon	Furnitures and fittings				6				6							6	
Southern Europe	Italy	Genoa	Chemicals products nes	13							13							13	
			Inorganic chemicals nes	2							2							2	
			Printing and bookbinding machinery and parts				4				4							4	
			Tubes, pipes, hoses and fittings				4				4							4	

Region	Country (Origin/Destination)	Port (Origin/Destination)	Commodity	IMPORT							Import Total	EXPORT						Export Total	Grand Total	
				20ft			40ft			NonStd		20ft			40ft					
				Dry	Reefer	Tank	Dry	Reefer	Tank	Dry		Dry	Reefer	Tank	Dry	Reefer	Tank			
		Venezia	Iron or steel articles	6							6							6		
West Asia	Jordan	Al 'Aqabah	Inorganic chemicals nes	5							5							5		
	Oman	Sohar	Refined non-ferrous metals									21						21		
	Qatar	Hamad	Refined non-ferrous metals									8						8		
	Saudi Arabia	Ad Dammam		Crude minerals									5						5	
				Fertilisers nes									75						75	
				Refined non-ferrous metals										13						13
				Refined non-ferrous metals										44						44
	Turkey	Izmir (Smyrna)		Inorganic chemicals nes	3							3							3	
		Iskenderun		Iron and steel	1							1							1	
	United Arab Emirates	Abu Dhabi		Refined non-ferrous metals									12						12	
				Fertilisers nes										13						13
		Jebel Ali		Glass									7							7
				Glassware									1							1
				Motor vehicles; parts and accessories												4				4
				Power-generating machinery and equipment												2				2
				Refined non-ferrous metals										320						320
				Textiles and textile articles					2					2			16			16
			Vegetables										50						50	
Mina Khalifa/Abu Dhabi			Non-ferrous metals, zinc articles										28						28	
			Refined non-ferrous metals										36						36	
		Motor vehicles; parts and accessories										2		108				110		
Western Europe	Belgium	Antwerpen	Crude rubber				8					8						8		
			Fertilisers nes	38								38							38	
			Inorganic chemicals nes	4									4						4	
			Manufactured goods nes	1									1						1	
			Nitrogenous fertilisers	5									5						5	
			Slag, ash and residues; non-ferrous metals											100						100
			Stone, plaster, cement, asbestos, mica	11									11							11
	Germany	Hamburg		Mechanical handling equipment and parts	1							1						1		
	Netherlands	Rotterdam		Agricultural machinery (excluding tractor) & parts				2					2						2	
				Ceramic products	7			2					9						9	
				Chemicals products nes	16			14					30						30	
				Empty containers										4						4
				General industrial machinery and equipment	1								1							1
				Metalworking machinery and parts				2						2						2
				Organic chemicals	3		1	2						6						6
				Plastic articles	4									4						4
				Plastics in primary forms	7									7						7
				Tubes, pipes, hoses and fittings				38						38						38
		Tungsten ores and concentrates											1					1		
	Portugal	Lisboa		Fertilisers nes	2							2							2	
				Nitrogenous fertilisers	9								9						9	
				Potassic fertilisers	1								1						1	
	Spain	Algeciras		Inorganic chemicals nes	49							49						49		
Irish Republic	Fenit		Mechanical handling equipment and parts	3							3						3			
Others	Ivory Coast (Cote d'Ivoire)	Abidjan	Manufactured goods nes									1						1		
Grand Total				8,876	22	60	2,952			2.4	11,912	8,595	31	44	2,720	8	11,398	23,310		