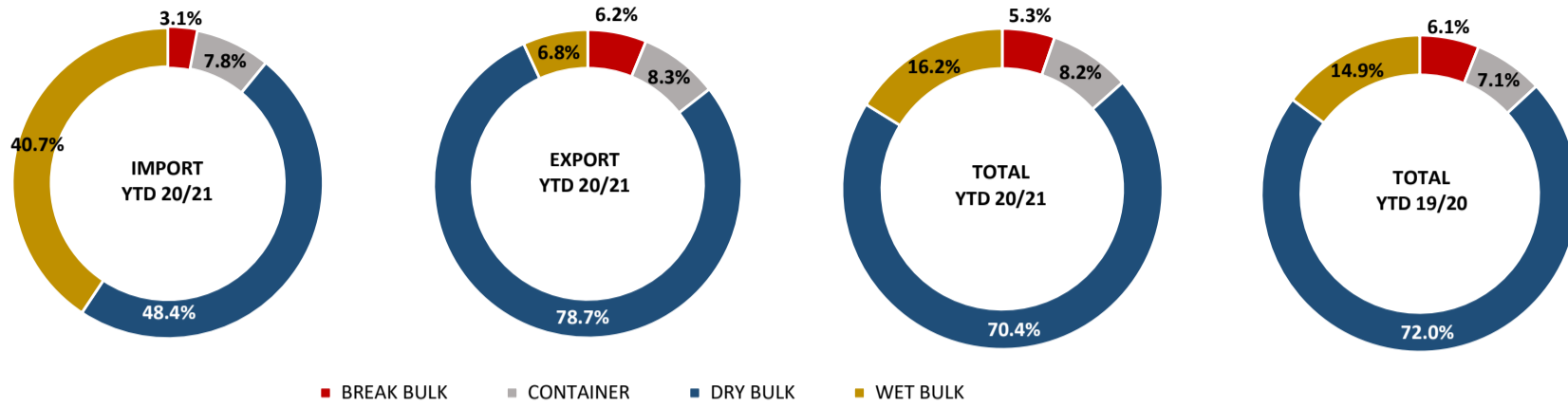


**OCTOBER 2020**

**Import/Export BULKS and CONTAINERISED Goods in Tonnes by VESSEL Category**

SUMMARY BULKS & CONTAINERISED Goods Tonne	OCT 2019	YTD FY20	OCT 2020		YTD FY21		OCT 2020	YTD FY21
	Total (% Chg)	Total (% Chg)	Import	Export	Import	Export	Total	Total
BREAK BULK	▼ 37.7%	▼ 22.2%	4,426	28,996	25,027	132,614	33,422	157,641
CONTAINER	▼ 6.5%	▲ 2.9%	13,499	42,685	63,827	178,680	56,184	242,506
DRY BULK	▼ 21.1%	▼ 13.0%	76,304	420,647	395,544	1,692,870	496,951	2,088,413
WET BULK	▲ 60.4%	▼ 3.3%	92,110	43,476	332,434	147,210	135,586	479,644
<b>Grand Total</b>	<b>▼ 12.8%</b>	<b>▼ 11.0%</b>	<b>186,340</b>	<b>535,804</b>	<b>816,832</b>	<b>2,151,373</b>	<b>722,144</b>	<b>2,968,205</b>

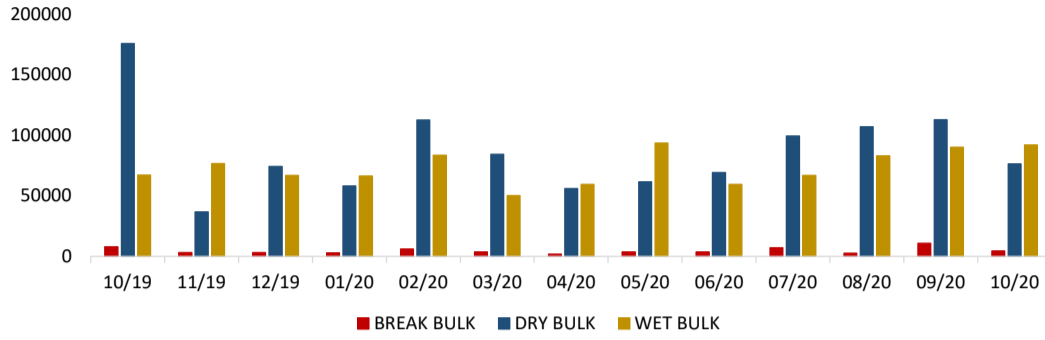


Vessel Category	LOA Group	GRT Group	Commodity	OCT 2020		YTD FY21		OCT 2020	YTD FY21
				Import	Export	Import	Export	Total	Total
BULK CARRIER	> 182.9	20,001 - 25,000	Mineral Ores and Concentrates				33,233	-	33,233
			Sugar and By-Products				40,711	-	40,711
		25,001 - 30,000	Sugar and By-Products		85,000		213,000	85,000	213,000
			Fertiliser		50,008		208,493	50,008	208,493
		30,001 - 35,000	Mineral Ores and Concentrates		19,152	86,942	19,152	19,152	106,094
			Refined Minerals and Metals		12,703		12,703	12,703	12,703
			Sugar and By-Products		50,937		204,494	50,937	204,494
		35,001 - 40,000	Fertiliser				100,021	-	100,021
			Refined Minerals and Metals				15,501	-	15,501
			Sugar and By-Products				50,000	-	50,000
		121.9 - 182.9	15,001 - 20,000	Construction Materials	43,207		159,639	43,207	159,639
				Fertiliser	4,007		8,019	4,007	8,019
	Metal By-Products, Waste and Scrap					9,588	-	9,588	
	Mineral Ores and Concentrates				25,862		97,766	25,862	97,766
	20,001 - 25,000		Sugar and By-Products		28,600		202,600	28,600	202,600
			Animal Feedstuffs			12,664	-	12,664	
			Fertiliser	18,682		46,184	27,009	18,682	73,193
			Manufactured Goods			10,667	-	10,667	
			Metal By-Products, Waste and Scrap			9,094	-	9,094	
			Mineral Ores and Concentrates		87,987	21,672	335,669	87,987	357,341
			Refined Minerals and Metals			32,008	-	32,008	
	25,001 - 30,000	Sugar and By-Products		31,463		56,463	31,463	56,463	
		Fertiliser			7,488	-	7,488		
CONTAINER	> 182.9	25,001 - 30,000	Animal Feedstuffs	120		363	120	363	
			Chemicals Products (including sulphates)	2,789		7,153	2,789	7,153	
			Crude Materials	156		387	156	387	
			Empty containers	220	-	384	-	220	384
			Fertiliser	218		874	218	874	
			Foods and Grains	16	500	16	500	516	516
			Manufactured Goods	1,422	257	3,546	1,389	1,679	4,934
			Metal By-Products, Waste and Scrap	67		152	142	67	295
			Petroleum Products	23		70		23	70
			Plant, Machinery and Equipments	319		999		319	999
			Refined Minerals and Metals		18,350	339	51,891	18,350	52,230
			121.9 - 182.9	< 10,000	Animal Feedstuffs			124	-
	Chemicals Products (including sulphates)	204			277	204	686	481	890
	Empty containers	-				-	-	-	-
	Foods and Grains					9		9	9
	Manufactured Goods	340			26	1,227	92	366	1,319
	10,000 - 15,000	Plant, Machinery and Equipments		27		56	36	27	92
		Animal Feedstuffs			278	226	1,545	278	1,770
		Chemicals Products (including sulphates)		1,670	14	8,185	14	1,684	8,199
		Crude Materials		176	621	844	3,325	798	4,169
		Empty containers						-	-
		Fertiliser		341		2,012		341	2,012
	15,001 - 20,000	Foods and Grains			16		-	16	
Manufactured Goods		1,633	49	8,594	125	1,682	8,720		
Metal By-Products, Waste and Scrap					204	-	204		
Mineral Ores and Concentrates			2,910		16,951	2,910	16,951		
Plant, Machinery and Equipments		583	7	3,069	7	590	3,075		
Refined Minerals and Metals			4,620		23,123	4,620	23,123		
Animal Feedstuffs		21		222	23	21	244		
Chemicals Products (including sulphates)		901	94	5,824	253	996	6,077		
Crude Materials		24	426	238	981	450	1,219		
Empty containers		-	-	0	-	-	0		
Fertiliser		49	1,025	1,384	1,804	1,074	3,188		
20,001 - 25,000	Foods and Grains	20	2,703	40	7,542	2,723	7,582		
	Manufactured Goods	1,206	742	6,064	2,100	1,948	8,164		
	Metal By-Products, Waste and Scrap			48	1,964	-	2,012		
	Mineral Ores and Concentrates		18		630	18	630		
	Plant, Machinery and Equipments	646	265	1,832	1,109	911	2,941		
	Refined Minerals and Metals	376	9,503	934	50,698	9,879	51,633		
	Animal Feedstuffs				992	-	992		
20,001 - 25,000	Construction Materials			25		-	25		
	Chemicals Products (including sulphates)			3,154		-	3,154		
	Crude Materials			245	649	-	894		
	Empty containers					-	-		
	Fertiliser			993		-	993		
	Manufactured Goods			2,948	88	-	3,036		
	Metal By-Products, Waste and Scrap				272	-	272		
20,001 - 25,000	Mineral Ores and Concentrates				5,072	-	5,072		
	Plant, Machinery and Equipments			570		-	570		

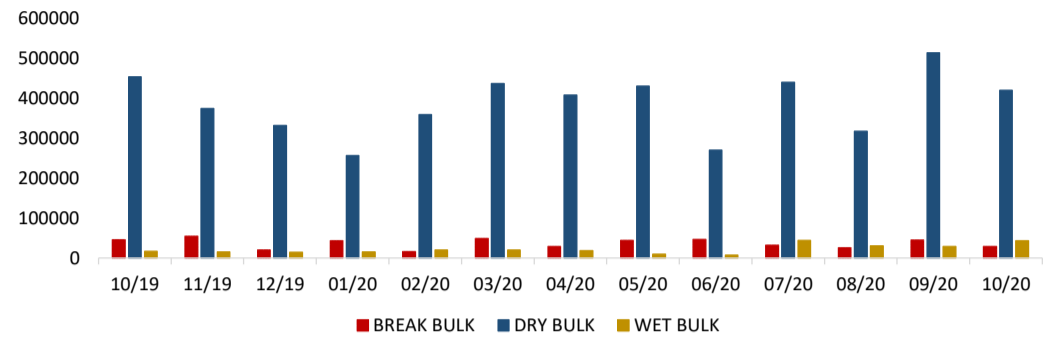
Vessel Category	LOA Group	GRT Group	Commodity	OCT 2020		YTD FY21		OCT 2020	YTD FY21	
				Import	Export	Import	Export	Total	Total	
GENERAL CARGO	< 121.9	< 10,000	Refined Minerals and Metals				4,476	-	4,476	
			Manufactured Goods	1,080		1,080		1,080	1,080	
			Mineral Ores and Concentrates				4,618	-	4,618	
	121.9 - 182.9	< 10,000	Refined Minerals and Metals		5,008		5,008		5,008	5,008
			Plant, Machinery and Equipments			263		-	263	
			Commodities not specified according to kind			0		-	0	
			Empty containers					-		
			Manufactured Goods			2,194	202	-	2,396	
			Mineral Ores and Concentrates		10,499	5,603	21,061	10,499	26,664	
			Plant, Machinery and Equipments			41		-	41	
			Refined Minerals and Metals				12,012	-	12,012	
			Fertiliser			2,541	3,009	-	5,550	
Fertiliser				13,344	-	13,344				
LIVESTOCK	> 182.9	35,001 - 40,000	Animal Feedstuffs		2,102		2,102	2,102	2,102	
			Livestock		6,315		6,315	6,315	6,315	
	121.9 - 182.9	10,000 - 15,000	Animal Feedstuffs		421		4,233	421	4,233	
			Livestock		1,754		16,808	1,754	16,808	
			Animal Feedstuffs		800		2,098	800	2,098	
OPEN HATCH CARGO SHIP	> 182.9	20,001 - 25,000	Fertiliser	10,408	5,013	10,408	5,013	15,421	15,421	
			Manufactured Goods			1,651		-	1,651	
	121.9 - 182.9	20,001 - 25,000	Mineral Ores and Concentrates		11,010		38,530	11,010	38,530	
			Fertiliser			6,468		-	6,468	
			Mineral Ores and Concentrates		11,803		23,605	11,803	23,605	
TANKER	< 121.9	< 10,000	Chemicals Products (including sulphates)				10,001	-	10,001	
			Petroleum Products	2,799		12,512		2,799	12,512	
			Sugar and By-Products		13,475		49,122	13,475	49,122	
	> 182.9	20,001 - 25,000	Petroleum Products			7,577	83	-	7,659	
			Petroleum Products	81,467		243,744		81,467	243,744	
			Petroleum Products			17,322		-	17,322	
			Petroleum Products			23,280		-	23,280	
	121.9 - 182.9	< 10,000	Chemicals Products (including sulphates)				20,002	-	20,002	
			Petroleum Products	2,317		7,349		2,317	7,349	
			Sugar and By-Products		12,000		50,001	12,000	50,001	
			Chemicals Products (including sulphates)		18,001		18,001	18,001	18,001	
			Petroleum Products	5,527		5,527		5,527	5,527	
Chemicals Products (including sulphates)					2,151		-	2,151		
VEHICLE CARRIER	> 182.9	> 55,000	Plant, Machinery and Equipments	3,008	152	8,577	512	3,160	9,089	
		40,001 - 45,000	Plant, Machinery and Equipments	270		1,019	35	270	1,054	
<b>Grand Total</b>				<b>186,340</b>	<b>535,804</b>	<b>816,832</b>	<b>2,151,373</b>	<b>722,144</b>	<b>2,968,205</b>	

SUMMARY BULKS Goods Tonnes	OCT 2019	YTD FY20	OCT 2020		YTD FY21		OCT 2020	YTD FY21
	Total (% Chg)	Total (% Chg)	Import	Export	Import	Export	Total	Total
BREAK BULK	▼ 37.7%	▼ 22.2%	4,426	28,996	25,027	132,614	33,422	157,641
DRY BULK	▼ 21.1%	▼ 13.0%	76,304	420,647	395,544	1,692,870	496,951	2,088,413
WET BULK	▲ 60.4%	▼ 3.3%	92,110	43,476	332,434	147,210	135,586	479,644
<b>Grand Total</b>	<b>▼ 13.3%</b>	<b>▼ 12.1%</b>	<b>172,841</b>	<b>493,119</b>	<b>753,006</b>	<b>1,972,693</b>	<b>665,959</b>	<b>2,725,699</b>

Monthly Imports by Bulk Type (Tonnes)



Monthly Exports by Bulk Type (Tonnes)



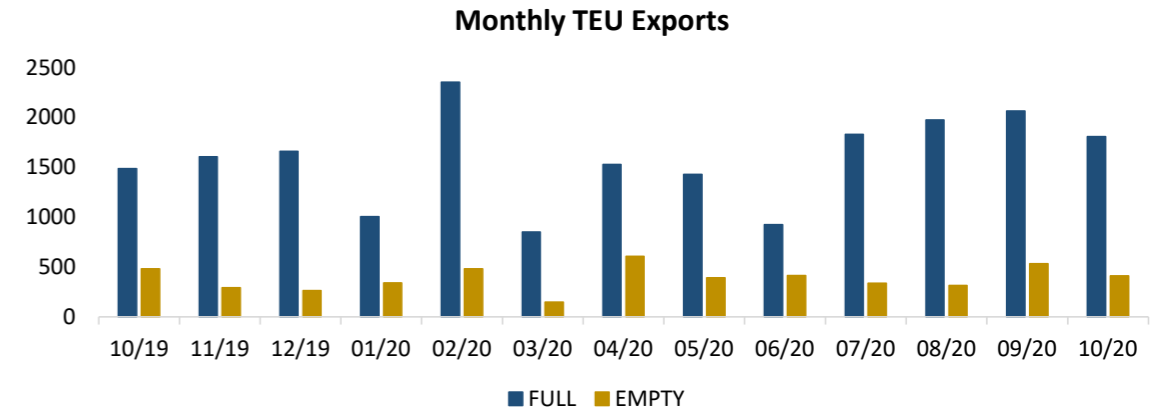
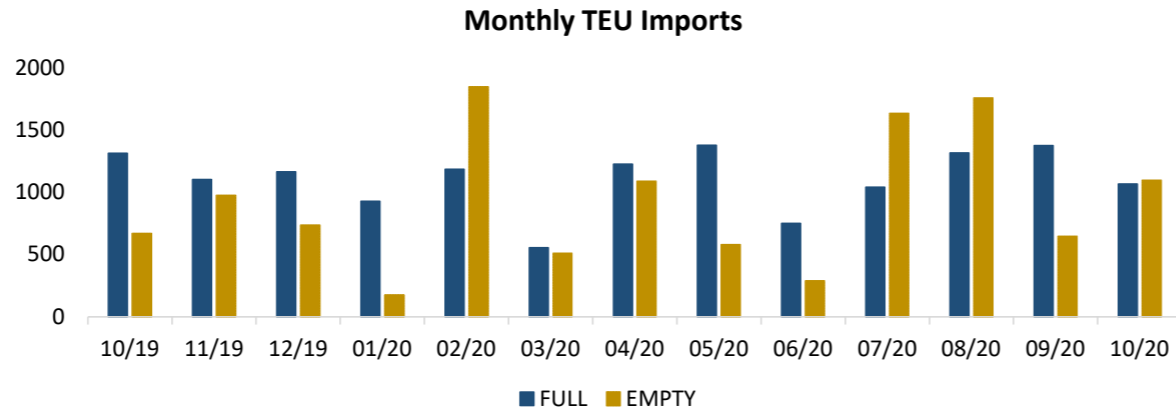
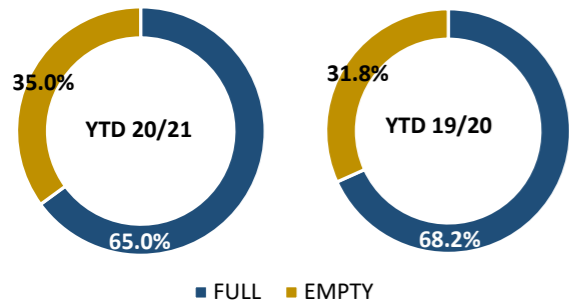
Bulk Mode	Region	Country (Origin/Destination)	Port (Origin/Destination)	Commodity	OCT 2020		YTD FY21		OCT 2020	YTD FY21	
					Import	Export	Import	Export	Total	Total	
BREAK BULK	East Asia	China	Nansha	Furnitures and fittings	178		178		178	178	
			Shanghai	Refined non-ferrous metals		5,008		17,020	5,008	17,020	
			Changchun Longjia Internatio	Civil engineering & contractors' plant & equipment		65		65	65	65	
		Japan	Chofu	Tyres	970		4,299		970	4,299	
			Hiroshima	Motor vehicles	225		574		225	574	
			Mizushima	Motor vehicles	77		195		77	195	
			Nagoya - Aichi	Mechanical handling equipment and parts	23		88		23	88	
				Motor vehicles	879		3,119		879	3,119	
			Nakanoseki	Motor vehicles	120		371		120	371	
			Toyohashi	Motor vehicles			142		-	142	
			Yokohama	Commodities not specified according to kind			0		-	0	
			Electrical machinery and equipment and parts			263		-	263		
			Mechanical handling equipment and parts			52		-	52		
			Motor vehicles	386		869		386	869		
		Korea, South	Busan	Civil engineering & contractors' plant & equipment			11		-	11	
				Other machinery & equipment for specific industry			12		-	12	
		Incheon	Scrap metals				9,094	-	9,094		
	Taiwan	Kaohsiung	Iron and steel				10,062	-	10,062		
			Iron or steel articles				606	-	606		
	Oceania	Australia	Fremantle	Civil engineering & contractors' plant & equipment		72		338	72	338	
		Papua New Guinea	Lae	Furnitures and fittings				202	-	202	
				General industrial machinery and equipment				14	-	14	
	South Asia	India	Mundra	Motor vehicles			15		-	15	
	South East Asia	Indonesia	Jakarta - Java	Live cattle		2,804		12,554	2,804	12,554	
			Panjang	Live cattle		251		251	251	251	
		Thailand	Laem Chabang	Agricultural machinery (excluding tractor) & parts				47	-	47	
				Motor vehicles	1,568		4,171		1,568	4,171	
		Vietnam	Haiphong	Live cattle			2,915		9,193	2,915	9,193
			Phu-My	Live cattle			3,400		9,609	3,400	9,609
			Saigon ITV/Phu My	Live cattle				2,567	-	2,567	
	Da Nang		Scrap metals				9,588	-	9,588		
	Vung Tau	Live cattle			1,754		1,754	1,754	1,754		
	Livestock feedstuffs			10		10	10	10			
Southern Europe	Egypt	El Iskandariya (= Alexandria)	Civil engineering & contractors' plant & equipment		15		15	15	15		
West Asia	Jordan	Al 'Aqabah	Mechanical handling equipment and parts				35	-	35		
	United Arab Emirates	Jebel Ali	Motor vehicles				47	-	47		
Western Europe	United Kingdom	London	Refined non-ferrous metals		12,703		60,212	12,703	60,212		
DRY BULK	East Asia	China	Fangcheng	Copper ores and concentrates			21,770	-	21,770		
				Ores and concentrates nes			17,347	-	17,347		
				Zinc ores and concentrates		5,410		41,127	5,410	41,127	
			Huangpu	Zinc ores and concentrates		5,407		17,220	5,407	17,220	
				Copper ores and concentrates		10,499		10,499	10,499	10,499	
			Lianyungang	Ores and concentrates nes			5,604	-	5,604		
				Zinc ores and concentrates		23,015		45,156	23,015	45,156	
				Ores and concentrates nes		5,800		10,418	5,800	10,418	
			Nanjing	Zinc ores and concentrates			10,000	-	10,000		
				Ores and concentrates nes			11,004	-	11,004		
			Qinhuangdao	Copper ores and concentrates				4,012	-	4,012	
			Tianjin	Nitrogenous fertilisers				11,811	-	11,811	
		Zinc ores and concentrates					10,050	-	10,050		
		Tianjinxiingang	Zinc ores and concentrates				5,420	-	5,420		
		Japan	Chiba	Sugar and by-products			25,000	-	25,000		
			Hikoshima	Zinc ores and concentrates		11,803		11,803	11,803	11,803	
			Ichihara	Sugar and by-products			25,000	-	25,000		
			Kinuura	Sugar and by-products			26,000	-	26,000		
			Kobe	Sugar and by-products			27,000	-	27,000		
			Moji/Kitakyushu	Sugar and by-products			24,000	-	24,000		
			Onahama	Zinc ores and concentrates			11,802	-	11,802		
			Osaka	Sugar and by-products		28,600		53,600	28,600	53,600	
			Shikama	Ores and concentrates nes		5,312		5,312	5,312	5,312	
			Akita	Zinc ores and concentrates			5,506	-	5,506		
	Izumisano		Sugar and by-products			24,000	-	24,000			
	Korea, South	Incheon	Sugar and by-products		73,000		73,000	73,000	73,000		
		Inchon	Sugar and by-products		12,000		96,000	12,000	96,000		
		Kunsan	Sugar and by-products			25,000	-	25,000			
		Onsan	Ores and concentrates nes		16,041		49,276	16,041	49,276		
			Zinc ores and concentrates		42,862		145,503	42,862	145,503		
		Ulsan	Sugar and by-products			44,000	-	44,000			
	Donghae	Zinc ores and concentrates		10,002		21,006	10,002	21,006			
	Latin America & Caribbean	Mexico	Topolobampo	Fertilisers nes			27,009	-	27,009		
	Latin America & Caribbean	Chile	Mejillones	Zinc ores and concentrates			21,672	-	21,672		
	North America - East	Alaska	Red Dog	Zinc ores and concentrates			86,942	-	86,942		
	North America - West	Canada	Vancouver	Fertilisers nes			27,916	-	27,916		
			United States	Crockett	Sugar and by-products		31,463		45,174	31,463	45,174
		New Orleans	Fertilisers nes		50,008		200,043	50,008	200,043		
		Portland	Potassic fertilisers	10,408		19,416		10,408	19,416		
		Waggaman	Livestock feedstuffs			12,664		-	12,664		
	Oceania	Australia	Geelong	Fertilisers nes		5,013		8,022	5,013	8,022	
			Geraldton	Zinc ores and concentrates			5,603	-	5,603		
			Gladstone	Construction materials	43,207		159,639		43,207	159,639	
			Port Pirie	Ores and concentrates nes			12,503	-	12,503		
			Hobart	Zinc ores and concentrates			11,006	-	11,006		
			Risdon	Zinc ores and concentrates		11,010		11,010	11,010	11,010	
	South Asia	Bangladesh	Chittagong	Fertilisers nes			108,471	-	108,471		
South East Asia	Indonesia	Bontang - Kl	Nitrogenous fertilisers			8,869	-	8,869			

Bulk Mode	Region	Country (Origin/Destination)	Port (Origin/Destination)	Commodity	OCT 2020		YTD FY21		OCT 2020	YTD FY21		
					Import	Export	Import	Export	Total	Total		
			Ciwandan	Sugar and by-products				28,616	-	28,616		
			Jakarta - Java	Livestock feedstuffs		732		2,030	732	2,030		
			Panjang	Livestock feedstuffs		68		68	68	68		
				Sugar and by-products		50,937		154,274	50,937	154,274		
			Tanjung Priok	Sugar and by-products				46,384	-	46,384		
			Merak - Java	Sugar and by-products				50,220	-	50,220		
			Malaysia	Sipitang - Sabah	Nitrogenous fertilisers		4,007		11,495	4,007	11,495	
				Bintulu - Sarawak	Nitrogenous fertilisers		9,012		9,012	9,012	9,012	
			Vietnam	Haiphong	Livestock feedstuffs				1,600	-	1,600	
				Phu-My	Livestock feedstuffs		2,102		3,730	2,102	3,730	
				Saigon ITV/Phu My	Livestock feedstuffs				583	-	583	
				Vung Tau	Livestock feedstuffs			411	411	411	411	
			West Asia	Qatar	Mesaieed	Nitrogenous fertilisers			10,210	-	10,210	
				Saudi Arabia	Jubail	Nitrogenous fertilisers		9,671	18,094	9,671	18,094	
			Western Europe	Germany	Nordenham	Zinc ores and concentrates				15,020	-	15,020
				Spain	Aviles	Zinc ores and concentrates			19,152	56,461	19,152	56,461
			WET BULK	East Asia	China	Dalian	Diesel			12,973	-	12,973
Quanzhou	Diesel						6,954	-	6,954			
Zhenjiang	Petroleum products nes						2,693	-	2,693			
Yangpu	Aviation fuels						6,454	-	6,454			
								6,454	-	6,454		
Japan	Sakai	Diesel					196	-	196			
		Petrol					6,450	-	6,450			
	Kashima - Saga	Caustic soda (sodium hydroxide)					2,151	-	2,151			
Korea, South	Daesan	Aviation fuels					613	-	613			
		Diesel					691	-	691			
	Onsan	Diesel					13,495	-	13,495			
	Yeosu (ex Yosu)	Diesel			25,055	52,196	25,055	52,196				
	Petrol	2,881			4,030	2,881	4,030					
	Petroleum products nes	5,303			11,546	5,303	11,546					
North America - West	United States	New Orleans			Petroleum products nes			4,883	-	4,883		
Oceania	Australia	Brisbane		Diesel	196	394	196	394				
				Inorganic chemicals nes			30,003	-	30,003			
				Petrol	4,810	7,410	4,810	7,410				
				Sugar and by-products			7,501	-	7,501			
		Bundaberg		Sugar and by-products			8,300	-	8,300			
		Geelong		Aviation fuels	620	1,810	620	1,810				
				Diesel	193	579	193	579				
				Petrol	1,505	3,656	1,505	3,656				
	Melbourne	Sugar and by-products			5,000	16,007	5,000	16,007				
	Botany Bay	Base oil				83	-	83				
	New Zealand	Bluff		Sugar and by-products			17,840	-	17,840			
		New Plymouth		Sugar and by-products			20,500	-	20,500			
		Tauranga		Sugar and by-products			8,500	-	8,500			
Timaru		Sugar and by-products			8,475	8,475	8,475					
		Inorganic chemicals nes			18,001	18,001	18,001					
South Asia	India	Paradip Port		Diesel	14,262	14,262	14,262	14,262				
South East Asia	Brunei	Muara		Diesel	13,496	13,496	13,496	13,496				
	Indonesia	Nipah		Diesel		16,513	-	16,513				
		Johor Bahru		Aviation fuels		2,496	-	2,496				
	Malaysia			Diesel			13,461	-	13,461			
		Kampung Tanjung Langsat		Petrol			7,328	-	7,328			
		Malacca		Diesel			14,065	-	14,065			
		Tanjong Bin		Diesel			12,999	-	12,999			
		Tanjung Pelepas		Aviation fuels			1,498	-	1,498			
		Pengerang		Diesel			19,957	-	19,957			
	Singapore	Singapore		Diesel	18,351	48,950	18,351	48,950				
				Petrol	2,417	21,743	2,417	21,743				
	Thailand	Rayong		Petroleum products nes			3,469	-	3,469			
	Vietnam	Go Dau A Terminal		Sugar and by-products		12,000	12,000	12,000				
	West Asia	Bahrain		Sitra	Petroleum products nes	3,023	3,023	3,023	3,023			
<b>Grand Total</b>						<b>172,841</b>	<b>493,119</b>	<b>753,006</b>	<b>1,972,693</b>	<b>665,959</b>	<b>2,725,699</b>	

# OCTOBER 2020

## Import/Export CONTAINERISED Goods in TEUs

SUMMARY Full / Empty CONTAINERISED Goods TEUs	OCT 2019			IMPORT						Import Total	EXPORT						Export Total	Grand Total
	Import (% Chg)	Export (% Chg)	Total (% Chg)	20ft			40ft				20ft			40ft				
				Dry	Reefer	Tank	Dry	Reefer	Tank		Dry	Reefer	Tank	Dry	Reefer	Tank		
FULL	▼ 18.9%	▲ 21.8%	▲ 2.7%	507	1	12	546			1,066	1,664	10	13	122	2	1,811	2,877	
EMPTY	▲ 64.0%	▼ 15.1%	▲ 30.9%	1,096	3					1,099	18			392		410	1,509	
<b>Grand Total</b>	<b>▲ 9.1%</b>	<b>▲ 12.7%</b>	<b>▲ 10.9%</b>	<b>1,603</b>	<b>4</b>	<b>12</b>	<b>546</b>			<b>2,165</b>	<b>1,682</b>	<b>10</b>	<b>13</b>	<b>514</b>	<b>2</b>	<b>2,221</b>	<b>4,386</b>	



Region	Country (Origin/Destination)	Port (Origin/Destination)	Commodity	IMPORT						Import Total	EXPORT						Export Total	Grand Total
				20ft			40ft				20ft			40ft				
				Dry	Reefer	Tank	Dry	Reefer	Tank		Dry	Reefer	Tank	Dry	Reefer	Tank		
East Asia	China	Changsha	Sulphates; of zinc	6						6							6	
		Changzhou	Inorganic chemicals nes	7						7							7	
		Chongqing	Fertilisers nes	1						1							1	
		Dalian	Organic chemicals	8						8							8	
		Fangcheng	Inorganic chemicals nes	33						33							33	
		Fuqing	Glass					8		8							8	
		Fuqing	Tyres	1						1							1	
		Huangpu	Plastic articles	1						1							1	
		Jingjiang Pt	Iron or steel articles	1				2		3							3	
		Lianyungang	Nitrogenous fertilisers	1						1							1	
		Nansha	Ceramic products	2				2		4							4	
		Nansha	Furnitures and fittings	1				2		3							3	
		Nansha	Manufactured goods nes					2		2							2	
		Nansha	Wood												20		20	
		Ningbo	Electrical machinery and equipment and parts					6		6							6	
		Ningbo	Empty containers												72		72	
		Ningbo	Furnitures and fittings					2		2							2	
		Ningbo	General industrial machinery and equipment					2		2							2	
		Ningbo	Household appliances					6		6							6	
		Ningbo	Iron or steel articles	1						1							1	
		Ningbo	Manufactured goods nes	1				2		3							3	
		Ningbo	Non-motorised vehicles and parts					22		22							22	
		Ningbo	Other machinery & equipment for specific industry	2						2							2	
		Ningbo	Plastic articles	1						1							1	
		Ningbo	Ships, boats and floating structures					4		4							4	
		Ningbo	Textiles and textile articles	1				22		23							23	
		Qingdao	Agricultural machinery (excluding tractor) & parts					2		2							2	
		Qingdao	Ceramic products	3						3							3	
		Qingdao	Glass	1						1							1	
		Qingdao	Glassware	1						1							1	
		Qingdao	Inorganic chemicals nes	12						12							12	
		Qingdao	Iron or steel articles	8				2		10							10	
		Qingdao	Livestock feedstuffs								14						14	
Qingdao	Manufactured goods nes	1						1							1			
Qingdao	Mechanical handling equipment and parts	1				2		3							3			
Qingdao	Motor vehicles	1						1							1			

Region	Country (Origin/Destination)	Port (Origin/Destination)	Commodity	IMPORT						Import Total	EXPORT						Export Total	Grand Total
				20ft			40ft				20ft			40ft				
				Dry	Reefer	Tank	Dry	Reefer	Tank		Dry	Reefer	Tank	Dry	Reefer	Tank		
			Non-ferrous metals, aluminium articles	2			8			10							10	
			Non-motorised vehicles and parts				6			6							6	
			Organic chemicals	8						8							8	
			Other machinery & equipment for specific industry				2			2							2	
			Precious metal ores and concentrates								110					110	110	
			Ships, boats and floating structures				2			2							2	
			Textiles and textile articles				2			2							2	
			Tyres	3			28			31							31	
			Crude animal materials	1						1							1	
		Qinzhou	Sulphates; of zinc	8						8							8	
		Sanshui	Ceramic products	1						1							1	
			Iron or steel articles	0						0							0	
		Shanghai	Ceramic products	1						1							1	
			Electrical machinery and equipment and parts	1			30			31							31	
			Empty containers	10						10	4			118		122	132	
			Fuel oil	3						3							3	
			Furnitures and fittings	1			8			9							9	
			Heating and cooling equipments and parts				12			12							12	
			Inorganic chemicals nes	2						2							2	
			Iron or steel articles	2			8			10							10	
			Manufactured goods nes	1						1							1	
			Mechanical handling equipment and parts	2			6			8							8	
			Mixed commodities	3						3							3	
			Non-ferrous metals, aluminium articles				4			4							4	
			Organic chemicals	33						33							33	
			Plastic articles	3			12			15							15	
			Plastics in primary forms	3						3							3	
			Railway vehicles (incl. hovertrain) & equipments	7						7							7	
			Refined non-ferrous metals								862					862	862	
			Stone, plaster, cement, asbestos, mica	2			2			4							4	
			Sulphates; of copper	9						9							9	
			Textiles and textile articles	3						3							3	
			Tubes, pipes, hoses and fittings	1						1							1	
			Tyres	2			12			14							14	
			Wood								1			50		51	51	
		Shekou	Glass				2			2							2	
			Household appliances	1			8			9							9	
			Iron or steel articles	1						1							1	
			Manufactured goods nes	1						1							1	
			Motor vehicles				2			2							2	
			Motor vehicles; parts and accessories				4			4							4	
			Non-ferrous metals, aluminium articles				2			2							2	
			Plastic articles	1						1							1	
			Textiles and textile articles				4			4							4	
			Tubes, pipes, hoses and fittings				2			2							2	
			Tyres				12			12							12	
		Tianjinxingang	Cereals								20					20	20	
			Inorganic chemicals nes	1						1							1	
			Iron and steel	15						15							15	
			Iron or steel articles	10			22			32							32	
			Natural abrasives	1						1							1	
			Nitrogenous fertilisers	2						2							2	
			Textiles and textile articles				4			4							4	
		Xiamen	Furnitures and fittings	1						1							1	
			Iron or steel articles				4			4							4	
		Xiaolan	General industrial machinery and equipment				2			2							2	
		Xingang	Glassware	1						1							1	
			Iron or steel articles	2						2							2	
			Natural abrasives	3						3							3	
			Nitrogenous fertilisers	10						10							10	
		Yichang	Inorganic chemicals nes	1						1							1	
		Yueyang	Nitrogenous fertilisers	4						4							4	
		Zhongshan	Heating and cooling equipments and parts	1						1							1	



Region	Country (Origin/Destination)	Port (Origin/Destination)	Commodity	IMPORT						Import Total	EXPORT						Export Total	Grand Total			
				20ft			40ft				20ft			40ft							
				Dry	Reefer	Tank	Dry	Reefer	Tank		Dry	Reefer	Tank	Dry	Reefer	Tank					
			Refined non-ferrous metals													17	17				
South Asia	Bangladesh	Chittagong	Refined non-ferrous metals													70	70				
	India	Jawaharlal Nehru (Nhava Sheva)	Inorganic chemicals nes													3	3				
		Mundra	Tyres				8									8	8				
	Pakistan	Karachi	Vegetables													50	50				
	Sri Lanka	Colombo	Tyres	2												2	2				
South East Asia	Indonesia	Jakarta - Java	Glass	3												3	3				
			Inorganic chemicals nes	41													41	41			
			Tyres	1		2											3	3			
		Semarang - Java	Furnitures and fittings	1													1	1			
		Surabaya - Tanjung Perak - Java	Glass	3													3	3			
			Paper and paperboard	1													1	1			
			Wood articles	9													9	9			
			Wood pulp and waste paper											6			6	6			
	Malaysia	Pasir Gudang - Johor	Natural abrasives	6													6	6			
			Refined non-ferrous metals											17			17	17			
		Penang (Georgetown)	Paper and paperboard	1													1	1			
			Refined non-ferrous metals														18	18			
		Port Kelang	Empty containers														12	154	166		
			Heating and cooling equipments and parts				6												6		
			Inorganic chemicals nes	19													19		19		
			Iron or steel articles	1		4											5		5		
			Lime	2													2		2		
			Mechanical handling equipment and parts			2											2		2		
			Plastics in primary forms											2			2		2		
			Refined non-ferrous metals												30		30		30		
		Rubber articles			2											2		2			
		Fixed vegetable fats and oils	1													1		1			
		Philippines	Manila	Manufactured goods nes											4		4		4		
	Potassic fertilisers			4												4		4			
	Power-generating machinery and equipment														1		1		1		
	Singapore	Singapore	Livestock feedstuffs	1												1		1			
			Vegetables												2		2		2		
	Thailand	Bangkok	Iron or steel articles	21												21		21			
			Refined non-ferrous metals											9			9		9		
			Stone, sand and gravel	4													4		4		
		Laem Chabang	Caustic soda (sodium hydroxide)	2													2		2		
			Heating and cooling equipments and parts	4			88										92		92		
			Manufactured goods nes				4										4		4		
			Motor vehicles; parts and accessories				2										2		2		
			Plastics in primary forms	10													10		10		
			Tyres				8										8		8		
	Vietnam	Haiphong	Wood articles	1												1		1			
		Ho Chi Minh City	Ceramic products				2									2		2			
			Furnitures and fittings				12									12		12			
			Iron and steel	1												1		1			
			Mixed commodities	1												1		1			
Paper and paperboard						2									2		2				
Refined non-ferrous metals													27		27						
West Asia	Saudi Arabia	Ad Dammam	Fertilisers nes												50		50				
		Jeddah	Refined non-ferrous metals												6		6				
	United Arab Emirates	Jebel Ali	Glass	3											3		3				
			Refined non-ferrous metals													120		120			
			Textiles and textile articles											4		4		4			
			Vegetables													50		50			
		Mina Khalifa/Abu Dhabi	Non-ferrous metals, zinc articles												28		28				
	Refined non-ferrous metals													8		8					
	Sharjah	Motor vehicles; parts and accessories											24		24		24				
	Western Europe	Belgium	Antwerpen	Fertilisers nes	1										1		1				
Netherlands		Rotterdam	Empty containers											2		2					
<b>Grand Total</b>				<b>1,603</b>	<b>4</b>	<b>12</b>	<b>546</b>							<b>2,165</b>	<b>1,682</b>	<b>10</b>	<b>13</b>	<b>514</b>	<b>2</b>	<b>2,221</b>	<b>4,386</b>





Region	Country (Origin/Destination)	Port (Origin/Destination)	Commodity	IMPORT						Import Total	EXPORT						Export Total	Grand Total	
				20ft			40ft				NonStd	20ft			40ft				
				Dry	Reefer	Tank	Dry	Reefer	Tank		Dry	Dry	Reefer	Tank	Dry	Reefer			Tank
			Non-ferrous metals, aluminium articles	1			8				9						9		
			Non-motorised vehicles and parts				38				38						38		
			Optical, measuring, medical or dental instruments				2				2						2		
			Organic chemicals	19							19						19		
			Other machinery & equipment for specific industry	3			8				11						11		
			Plastic articles	5							5						5		
			Ships, boats and floating structures				4				4						4		
			Telecommunications, sound-recording equipments	1							1						1		
			Textiles and textile articles	2			58				60						60		
			Tubes, pipes, hoses and fittings				2				2						2		
			Wood										22				22		
		Qingdao	Agricultural machinery (excluding tractor) & parts				12				12						12		
			Ceramic products	16							16						16		
			Electrical machinery and equipment and parts	1							1						1		
			Empty containers									49	1	206			256		
			Fertilisers nes	2							2						2		
			Furnitures and fittings	1							1						1		
			General industrial machinery and equipment	2			2				4						4		
			Glass	4							4						4		
			Glassware	3							3						3		
			Heating and cooling equipments and parts	2							2						2		
			Inorganic chemicals nes	103							103						103		
			Iron and steel	1							1						1		
			Iron or steel articles	112			8				120						120		
			Livestock feedstuffs									53					53		
			Machine tools working by removing metal	1							1						1		
			Manufactured goods nes	7			2				9						9		
			Mechanical handling equipment and parts	12			4				16						16		
			Motor vehicles	1							1						1		
			Motor vehicles; parts and accessories	2							2						2		
			Natural abrasives	1							1						1		
			Nitrogenous fertilisers	6							6						6		
			Non-ferrous metals, aluminium articles	10			24				34						34		
			Non-motorised vehicles and parts				62				62						62		
			Organic chemicals	48							48						48		
			Other machinery & equipment for specific industry	2			8				10						10		
			Paper and paperboard	1							1						1		
			Pharmaceutical products	2							2						2		
			Plastic articles	2							2						2		
			Precious metal ores and concentrates									830					830		
			Refined non-ferrous metals									20					20		
			Rubber articles				2				2						2		
			Ships, boats and floating structures	1			4				5						5		
			Stone, plaster, cement, asbestos, mica	1							1						1		
			Textiles and textile articles				4				4						4		
			Tubes, pipes, hoses and fittings	5			2				7						7		
			Tyres	22			172				194						194		
			Wood										40				40		
			Wood articles				4				4						4		
			Crude animal materials	1							1						1		
		Qinzhou	Inorganic chemicals nes	33							33						33		
			Sulphates; of zinc	13							13						13		
		Sanshui	Ceramic products	11							11						11		
			Iron or steel articles	0							0						0		
		Shanghai	Ceramic products	6			2				8						8		
			Cereals									40					40		
			Chemicals products nes	3			2				5						5		
			Electrical machinery and equipment and parts	4			86				90						90		
			Empty containers	28							28	24		444			468		
			Fertilisers nes	3							3						3		
			Fuel oil	3			4		2		9						9		
			Furnitures and fittings	5			46				51						51		
			General industrial machinery and equipment				2				2						2		
			Heating and cooling equipments and parts	3			70				73						73		
			Inorganic chemicals nes	2							2						2		
			Iron and steel	2							2						2		

Region	Country (Origin/Destination)	Port (Origin/Destination)	Commodity	IMPORT							Import Total	EXPORT						Export Total	Grand Total
				20ft			40ft			NonStd Dry		20ft			40ft				
				Dry	Reefer	Tank	Dry	Reefer	Tank			Dry	Reefer	Tank	Dry	Reefer	Tank		
			Iron or steel articles	15			36				51							51	
			Livestock feedstuffs									37						37	
			Manufactured goods nes	6			2				8							8	
			Mechanical handling equipment and parts	3			10				13							13	
			Mixed commodities	6							6							6	
			Motor vehicles				2				2							2	
			Non-ferrous metals, aluminium articles	5			22				27							27	
			Non-motorised vehicles and parts	1			4				5							5	
			Optical, measuring, medical or dental instruments	2			2				4							4	
			Organic chemicals	88							88							88	
			Paper and paperboard	4							4							4	
			Plastic articles	6			28				34							34	
			Plastics in primary forms	4							4							4	
			Railway vehicles (incl. hovertrain) & equipments	10			2				12							12	
			Refined non-ferrous metals									3,171						3,171	
			Ships, boats and floating structures	1							1							1	
			Stone, plaster, cement, asbestos, mica	2			2				4							4	
			Sulphates; of copper	45							45							45	
			Telecommunications, sound-recording equipments	1			4				5							5	
			Textiles and textile articles	11			2				13							13	
			Tubes, pipes, hoses and fittings	4			12				16							16	
			Tyres	9			40				49							49	
			Wood									2		220				222	
			Slag, sand; iron or steel	2							2							2	
		Shantou	Manufactured goods nes				4				4							4	
		Shashi	Fertilisers nes	1							1							1	
		Shekou	Ceramic products				12				12							12	
			Crude rubber				4				4							4	
			Furnitures and fittings	3			20				23							23	
			General industrial machinery and equipment	1			2				3							3	
			Glass	1			2				3							3	
			Household appliances	2			12				14							14	
			Iron or steel articles	2							2							2	
			Manufactured goods nes	1							1							1	
			Mechanical handling equipment and parts				2				2							2	
			Motor vehicles				2				2							2	
			Motor vehicles; parts and accessories	3			12				15							15	
			Non-ferrous metals, aluminium articles				4				4							4	
			Paper and paperboard	2			2				4							4	
			Plastic articles	2							2							2	
			Stone, plaster, cement, asbestos, mica				2				2							2	
			Telecommunications, sound-recording equipments	3			6				9							9	
			Textiles and textile articles				4				4							4	
			Tubes, pipes, hoses and fittings				6				6							6	
			Tyres				30				30							30	
			Wood articles	1							1							1	
		Taizhou Pt	Inorganic chemicals nes	1							1							1	
		Tianjinxingang	Ceramic products	2							2							2	
			Cereals									60						60	
			Glass	2							2							2	
			Inorganic chemicals nes	3							3							3	
			Iron and steel	50							50							50	
			Iron or steel articles	42			64				106							106	
			Natural abrasives	6							6							6	
			Nitrogenous fertilisers	12							12							12	
			Organic chemicals	1							1							1	
			Railway vehicles (incl. hovertrain) & equipments	4							4							4	
			Stone, plaster, cement, asbestos, mica	2							2							2	
			Textiles and textile articles	2			4				6							6	
			Tubes, pipes, hoses and fittings				8				8							8	
		Weihai	Ores and concentrates nes									9						9	
		Wuhan	Nitrogenous fertilisers	1							1							1	
			Pharmaceutical products				4				4							4	
		Wuhu	Tubes, pipes, hoses and fittings				2				2							2	
		Xiamen	Furnitures and fittings	2							2							2	
			Inorganic chemicals nes	6							6							6	



Region	Country (Origin/Destination)	Port (Origin/Destination)	Commodity	IMPORT							Import Total	EXPORT						Export Total	Grand Total					
				20ft			40ft			NonStd Dry		20ft			40ft									
				Dry	Reefer	Tank	Dry	Reefer	Tank			Dry	Reefer	Tank	Dry	Reefer	Tank							
			Scrap metals									31						31	31					
			Textiles and textile articles				2						2							2	2			
			Tubes, pipes, hoses and fittings				4						4								4	4		
			Tyres	4			2						6								6	6		
			Non-ferrous metals, cermets and articles											56							56	56		
			Sulphates; of lead	1									1								1	1		
	Taiwan	Kaohsiung		Crude rubber				2					2							2	2			
				Empty containers												212					212	212		
				Inorganic chemicals nes	1									1								1	1	
				Iron and steel	4									4								4	4	
				Iron or steel articles	2			2						4								4	4	
				Plastics in primary forms	30									30								30	30	
				Refined non-ferrous metals											100							100	100	
				Tyres	2			2						4								4	4	
				Iron and steel				2						2								2	2	
		Keelung (Chilung)		Refined non-ferrous metals										450							450	450		
				Sulphates; of copper	6									6								6	6	
				Iron or steel articles	1									1								1	1	
		Taichung		Plastics in primary forms												2					2	2		
				Refined non-ferrous metals											29						29	29		
				Sulphates; of copper	18									18								18	18	
				Tyres	6			18						24								24	24	
				Iron and steel				2						2								2	2	
		Taipei		Potassic fertilisers	11									11								11	11	
Sulphates; of copper	33											33								33	33			
Taoyuan		Sulphates; of copper	33									33								33	33			
		Potassic fertilisers	31									31								31	31			
Eastern Europe	Lithuania	Klaipeda	Potassic fertilisers	31								31								31	31			
	Poland	Gdansk	Inorganic chemicals nes	1								1								1	1			
	Russia	Saint Petersburg (Ex Leningrad)	Sulphates; of copper	61								61								61	61			
			Vostochniy - Port	Sulphates; of copper	4								4								4	4		
Latin America & Caribbean - E	Brazil	Navegantes	Wood articles				6					6								6	6			
North America - West	Canada	Montreal	Precious metals, metals clad with precious metal											16					16	16				
			United States	Savannah	Agricultural machinery (excluding tractor) & parts				8				8								8	8		
	Seattle		Motor vehicles				8					8									8	8		
			Aircraft, spacecraft and parts	1									1								1	1		
			Iron or steel articles	4									4								4	4		
	Los Angeles		Other machinery & equipment for specific industry				4					4									4	4		
			Motor vehicles				2						2								2	2		
	New York		Tungsten ores and concentrates										1							1	1			
Northern Europe	Norway	Moss	Chemicals products nes				2					2								2	2			
	Sweden	Goteborg	Iron and steel	2							2									2	2			
Oceania	Australia	Brisbane	Empty containers	183	20							203								203	203			
			Darwin	Empty containers	303								303								303	303		
			Sydney	Iron or steel articles	15								15									15	15	
	New Zealand	Tauranga	Paper and paperboard				62					62									62	62		
			Auckland	Inorganic chemicals nes	10								10									10	10	
	Papua New Guinea	Lae	Empty containers	2,387		7	14					2,408									2,408	2,408		
			Inorganic chemicals nes			47							47		32						32	79		
			Manufactured goods nes										1								1	1		
			Non-ferrous metals, aluminium articles										1								1	1		
			Other machinery & equipment for specific industry	1									1									1	1	
			Scrap metals	3									3									3	3	
			Textiles and textile articles										4									4	4	
			Crude vegetable materials										3									3	3	
			Madang	Livestock feedstuffs	21								21									21	21	
			Motukea Island		Empty containers	1,751								1,751			2						2	1,753
					Fish, crustaceans, molluscs, aquatic invertebrates			1							1									1
	General industrial machinery and equipment	1											1									1	1	
	Mechanical handling equipment and parts													1								1	1	
	Miscellaneous edible preparations												1									1	1	
	Mixed commodities												2									2	2	
	Motor vehicles												4									4	4	
	Motor vehicles; parts and accessories												1									1	1	
	Non-motorised vehicles and parts	2											2									2	2	
	Scrap metals	4											4									4	4	
Textiles and textile articles												4									4	4		
Port Moresby		Empty containers	448							448										448	448			





Region	Country (Origin/Destination)	Port (Origin/Destination)	Commodity	IMPORT							Import Total	EXPORT						Export Total	Grand Total	
				20ft			40ft			NonStd		20ft			40ft					
				Dry	Reefer	Tank	Dry	Reefer	Tank	Dry		Dry	Reefer	Tank	Dry	Reefer	Tank			
			Printing and bookbinding machinery and parts				4				4							4		
			Tubes, pipes, hoses and fittings				2				2							2		
		Venezia	Iron or steel articles	6							6							6		
West Asia	Jordan	Al 'Aqabah	Inorganic chemicals nes	5							5							5		
	Oman	Sohar	Refined non-ferrous metals									21						21		
	Qatar	Hamad	Refined non-ferrous metals									8						8		
	Saudi Arabia	Ad Dammam	Fertilisers nes									75						75		
			Refined non-ferrous metals									13						13		
		Jeddah	Refined non-ferrous metals									42						42		
	Turkey	Izmir (Smyrna)	Inorganic chemicals nes	1								1							1	
			Iskenderun	Iron and steel	1								1						1	
	United Arab Emirates	Abu Dhabi	Refined non-ferrous metals										12						12	
			Jebel Ali	Fertilisers nes									13						13	
				Glass	6								6						6	
				Motor vehicles; parts and accessories											2				2	
				Power-generating machinery and equipment											2				2	
				Refined non-ferrous metals										320					320	
				Textiles and textile articles											14				14	
				Vegetables										50					50	
		Mina Khalifa/Abu Dhabi	Non-ferrous metals, zinc articles										28						28	
			Refined non-ferrous metals										36						36	
	Sharjah	Motor vehicles; parts and accessories										2		90				92		
Western Europe	Belgium	Antwerpen	Crude rubber				4				4							4		
			Fertilisers nes	38							38							38		
			Inorganic chemicals nes	4								4							4	
			Manufactured goods nes	1								1							1	
			Nitrogenous fertilisers	5								5							5	
			Slag, ash and residues; non-ferrous metals											80						80
			Stone, plaster, cement, asbestos, mica	11								11								11
	Germany	Hamburg	Mechanical handling equipment and parts	1							1								1	
	Netherlands	Rotterdam	Agricultural machinery (excluding tractor) & parts				2					2							2	
			Ceramic products	7			2					9							9	
			Chemicals products nes	16			14					30							30	
			Empty containers										4						4	
			Metalworking machinery and parts				2					2							2	
			Organic chemicals	2			2					4								4
			Plastic articles	1								1								1
			Plastics in primary forms	6								6								6
			Tubes, pipes, hoses and fittings				38					38								38
					Tungsten ores and concentrates									1						
	Portugal	Lisboa	Fertilisers nes	2							2								2	
			Nitrogenous fertilisers	7							7								7	
			Potassic fertilisers	1							1								1	
	Spain	Algeciras	Inorganic chemicals nes	49							49								49	
	Others	Ivory Coast (Cote d'Ivoire)	Abidjan	Manufactured goods nes								1							1	
<b>Grand Total</b>				<b>7,576</b>	<b>22</b>	<b>54</b>	<b>2,288</b>			<b>2.4</b>	<b>9,942</b>	<b>7,214</b>	<b>29</b>	<b>32</b>	<b>1,996</b>	<b>8</b>		<b>9,279</b>	<b>19,221</b>	