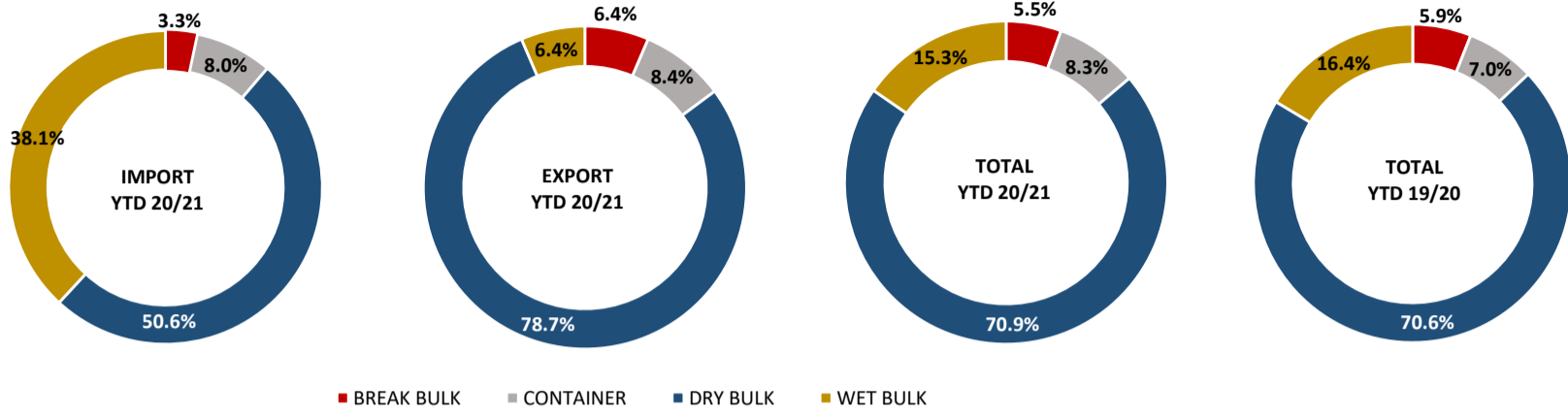


SUMMARY BULKS & CONTAINERISED Goods Tonne	SEP 2019	YTD FY20	SEP 2020		YTD FY21		SEP 2020	YTD FY21
	Total (% Chg)	Total (% Chg)	Import	Export	Import	Export	Total	Total
BREAK BULK	▲ 30.6%	▼ 16.6%	10,868	45,034	20,601	103,618	55,902	124,219
CONTAINER	▲ 19.6%	▲ 6.2%	17,169	47,438	50,327	135,994	64,607	186,322
DRY BULK	▼ 8.6%	▼ 10.1%	112,820	514,138	319,239	1,272,223	626,958	1,591,462
WET BULK	▼ 35.0%	▼ 16.4%	90,266	28,923	240,324	103,734	119,189	344,058
<b>Grand Total</b>	<b>▼ 10.3%</b>	<b>▼ 10.4%</b>	<b>231,122</b>	<b>635,533</b>	<b>630,492</b>	<b>1,615,569</b>	<b>866,656</b>	<b>2,246,061</b>

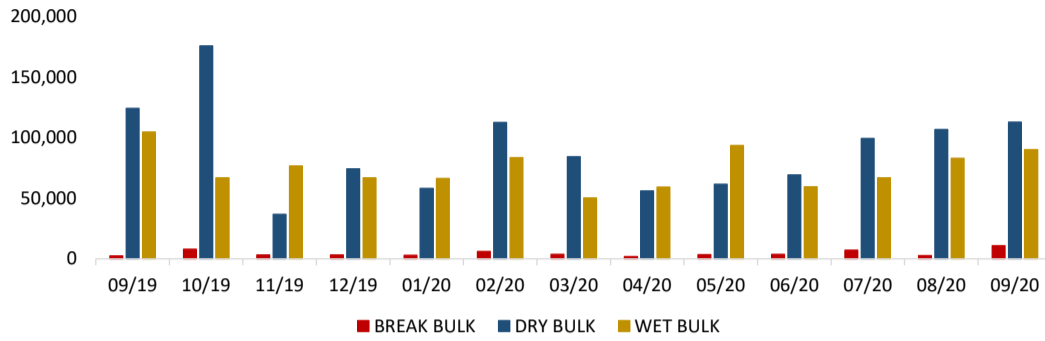


Vessel Category	LOA Group	GRT Group	Commodity	SEP 2020		YTD FY21		SEP 2020	YTD FY21		
				Import	Export	Import	Export	Total	Total		
BULK CARRIER	> 182.9	20,001 - 25,000	Mineral Ores and Concentrates				33,233	-	33,233		
			Sugar and By-Products				40,711	-	40,711		
		25,001 - 30,000	Sugar and By-Products				128,000	-	128,000		
			Fertiliser		50,014		158,485	50,014	158,485		
		30,001 - 35,000	Mineral Ores and Concentrates	43,499		86,942		43,499	86,942		
			Sugar and By-Products		103,557		153,557	103,557	153,557		
			Fertiliser		50,019		100,021	50,019	100,021		
			Refined Minerals and Metals		15,501		15,501	15,501	15,501		
		35,001 - 40,000	Sugar and By-Products		50,000		50,000	50,000	50,000		
			121.9 - 182.9	15,001 - 20,000	Construction Materials	45,013		116,432	45,013	116,432	
	Fertiliser						4,012	-	4,012		
	20,001 - 25,000		15,001 - 20,000	Metal By-Products, Waste and Scrap		9,588		9,588	9,588		
				Mineral Ores and Concentrates		32,361		71,904	32,361	71,904	
				Sugar and By-Products		98,000		174,000	98,000	174,000	
		Animal Feedstuffs				12,664		-	12,664		
	25,001 - 30,000	15,001 - 20,000	Fertiliser	8,423		27,502	27,009	8,423	54,511		
			Manufactured Goods	6,977		10,667		6,977	10,667		
			Metal By-Products, Waste and Scrap				9,094	-	9,094		
			Mineral Ores and Concentrates		101,546	21,672	247,682	101,546	269,354		
			Refined Minerals and Metals				32,008	-	32,008		
Sugar and By-Products						25,000	-	25,000			
Fertiliser					7,488		-	7,488			
25,001 - 30,000			Fertiliser			7,488		-	7,488		
CONTAINER	> 182.9	25,001 - 30,000	Animal Feedstuffs				243	-	243		
			Chemicals Products (including sulphates)	1,010		4,364		1,010	4,364		
			Crude Materials				231	-	231		
			Empty containers	137	-	164	-	137	164		
			Fertiliser	259		656		259	656		
			Manufactured Goods	348		2,123	387	348	2,511		
			Metal By-Products, Waste and Scrap	23	206	85	887	229	972		
			Petroleum Products				47	-	47		
			Plant, Machinery and Equipments	347		680		347	680		
			Refined Minerals and Metals	16	4,891	339	33,541	4,907	33,880		
			121.9 - 182.9	< 10,000	Animal Feedstuffs				124	-	124
					Chemicals Products (including sulphates)		299		409	299	409
					Empty containers	-		-	-	-	-
					Foods and Grains		9		9	9	9
					Manufactured Goods	708	24	887	66	733	953
	10,000 - 15,000	Plant, Machinery and Equipments		23	27	29	36	51	65		
		Animal Feedstuffs		113	335	226	335	447	560		
		Chemicals Products (including sulphates)		2,984		6,515		2,984	6,515		
		Crude Materials			1,202	668	2,704	1,202	3,372		
		Empty containers						-	-		
		Fertiliser		233		1,671		233	1,671		
		Foods and Grains			210	16	932	210	947		
		Manufactured Goods		2,108	44	6,961	76	2,152	7,038		
		Metal By-Products, Waste and Scrap			71		204	71	204		
		Mineral Ores and Concentrates			6,075		14,040	6,075	14,040		
	15,001 - 20,000	Plant, Machinery and Equipments	891		2,485		891	2,485			
		Refined Minerals and Metals		9,176		18,503	9,176	18,503			
		Animal Feedstuffs	20	23	201	23	43	224			
		Chemicals Products (including sulphates)	1,274	78	4,922	159	1,351	5,081			
		Crude Materials	132	555	214	555	686	769			
	20,001 - 25,000	Empty containers	-	-	0	-	-	0			
		Fertiliser	488	779	1,335	779	1,267	2,114			
		Foods and Grains	20	2,794	20	4,839	2,814	4,859			
		Manufactured Goods	1,300	47	4,858	1,358	1,348	6,216			
		Metal By-Products, Waste and Scrap	48	38	48	114	86	162			
		Mineral Ores and Concentrates		928		2,462	928	2,462			
		Plant, Machinery and Equipments	311	240	1,187	844	551	2,030			
		Refined Minerals and Metals	305	11,928	559	41,195	12,233	41,754			
		Construction Materials	25		25		25	25			
		Chemicals Products (including sulphates)	1,694		3,154		1,694	3,154			
Crude Materials		174	68	245	649	242	894				
Empty containers						-	-				
Fertiliser		410		993		410	993				
Foods and Grains			581		992	581	992				
Manufactured Goods		1,103	81	2,948	88	1,184	3,036				
Metal By-Products, Waste and Scrap		134		272	134	272					
Mineral Ores and Concentrates		2,992		5,072	2,992	5,072					
Plant, Machinery and Equipments	301		570		301	570					
Refined Minerals and Metals		3,617		4,476	3,617	4,476					
GENERAL CARGO	< 121.9	< 10,000	Mineral Ores and Concentrates				4,618	-	4,618		
	> 182.9	20,001 - 25,000	Plant, Machinery and Equipments			263		-	263		

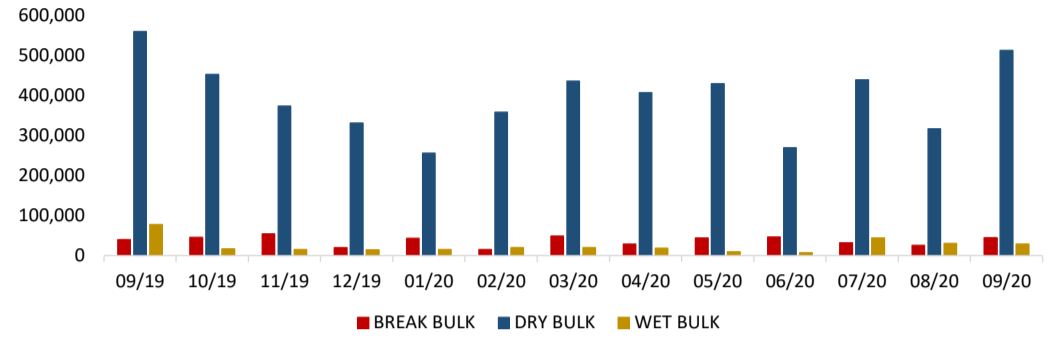
Vessel Category	LOA Group	GRT Group	Commodity	SEP 2020		YTD FY21		SEP 2020	YTD FY21		
				Import	Export	Import	Export	Total	Total		
	121.9 - 182.9	< 10,000	Commodities not specified according to kind	0.1		0.4		0.1	0.4		
			Empty containers					-			
			Manufactured Goods	1,103		2,194	202	1,103	2,396		
			Mineral Ores and Concentrates			5,603	10,562	-	16,165		
			Plant, Machinery and Equipments	30		41		30	41		
			Refined Minerals and Metals		5,001		12,012	5,001	12,012		
	121.9 - 182.9	20,001 - 25,000	Fertiliser	2,541	3,009	2,541	3,009	5,550	5,550		
			Fertiliser	13,344		13,344		13,344	13,344		
LIVESTOCK	121.9 - 182.9	10,000 - 15,000	Animal Feedstuffs		1,526		3,812	1,526	3,812		
			Livestock		4,881		15,055	4,881	15,055		
OPEN HATCH CARGO SHIP	121.9 - 182.9	25,001 - 30,000	Animal Feedstuffs		1,298		1,298	1,298	1,298		
			Livestock		9,750		9,750	9,750	9,750		
	121.9 - 182.9	20,001 - 25,000	Manufactured Goods			1,651		-	1,651		
			Mineral Ores and Concentrates		11,006		27,520	11,006	27,520		
		25,001 - 30,000	Fertiliser			6,468		-	6,468		
			Mineral Ores and Concentrates		11,802		11,802	11,802	11,802		
TANKER	< 121.9	< 10,000	Chemicals Products (including sulphates)				10,001	-	10,001		
			Petroleum Products	4,203		9,713		4,203	9,713		
			Sugar and By-Products		7,840		35,647	7,840	35,647		
	> 182.9	20,001 - 25,000	20,001 - 25,000	Petroleum Products	4,883	83	7,577	83	4,966	7,659	
				25,001 - 30,000	Petroleum Products	36,529		162,276		36,529	162,276
				30,001 - 35,000	Petroleum Products	6,803		17,322		6,803	17,322
				40,001 - 45,000	Petroleum Products	23,280		23,280		23,280	23,280
	121.9 - 182.9	< 10,000	< 10,000	Chemicals Products (including sulphates)		10,001		20,002	10,001	20,002	
				Petroleum Products	1,595		5,032		1,595	5,032	
				Sugar and By-Products		11,000		38,001	11,000	38,001	
			15,001 - 20,000	Chemicals Products (including sulphates)			2,151		-	2,151	
			25,001 - 30,000	Petroleum Products	12,973		12,973		12,973	12,973	
VEHICLE CARRIER	> 182.9	> 55,000	Plant, Machinery and Equipments	3,119	298	5,569	360	3,417	5,929		
		40,001 - 45,000	Plant, Machinery and Equipments			748	35	-	783		
<b>Grand Total</b>				<b>231,122</b>	<b>635,533</b>	<b>630,492</b>	<b>1,615,569</b>	<b>866,656</b>	<b>2,246,061</b>		

SUMMARY BULKS Goods Tonnes	SEP 2019	YTD FY20	SEP 2020		YTD FY21		SEP 2020	YTD FY21
	Total (% Chg)	Total (% Chg)	Import	Export	Import	Export	Total	Total
BREAK BULK	▲ 30.6%	▼ 16.6%	10,868	45,034	20,601	103,618	55,902	124,219
DRY BULK	▼ 8.6%	▼ 10.1%	112,820	514,138	319,239	1,272,223	626,958	1,591,462
WET BULK	▼ 35.0%	▼ 16.4%	90,266	28,923	240,324	103,734	119,189	344,058
<b>Grand Total</b>	<b>▼ 12.1%</b>	<b>▼ 11.6%</b>	<b>213,953</b>	<b>588,095</b>	<b>580,165</b>	<b>1,479,574</b>	<b>802,049</b>	<b>2,059,739</b>

Monthly Imports by Bulk Type (Tonnes)



Monthly Exports by Bulk Type (Tonnes)



Bulk Mode	Region	Country (Origin/Destination)	Port (Origin/Destination)	Commodity	SEP 2020		YTD FY21		SEP 2020	YTD FY21	
					Import	Export	Import	Export	Total	Total	
BREAK BULK	East Asia	China	Shanghai	Refined non-ferrous metals		5,001		12,012	5,001	12,012	
			Japan	Chofu	Tyres	760		3,330		760	3,330
				Hiroshima	Motor vehicles	148		350		148	350
		Mizushima	Motor vehicles	117		117		117	117		
		Nagoya - Aichi	Mechanical handling equipment and parts	8		66		8	66		
			Motor vehicles	1,237		2,240		1,237	2,240		
			Motor vehicles	138		251		138	251		
		Toyohashi	Motor vehicles	93		142		93	142		
			Yokohama	Commodities not specified according to kind	0.1		0.4		0.1	0.4	
		Korea, South	Busan	Civil engineering & contractors' plant & equipment			11		-	11	
				Other machinery & equipment for specific industry	12		12		12	12	
			Incheon	Scrap metals				9,094		-	9,094
				Iron and steel	6,977		10,062		6,977	10,062	
				Iron or steel articles			606		-	606	
		Oceania	Australia	Fremantle	Civil engineering & contractors' plant & equipment		266		266	266	
	Papua New Guinea		Lae	Furnitures and fittings			202		-	202	
				General industrial machinery and equipment		14		14	14		
	South Asia	India	Mundra	Motor vehicles	15		15		15	15	
	South East Asia	Indonesia	Jakarta - Java	Live cattle		9,750		9,750	9,750	9,750	
			Thailand	Laem Chabang	Agricultural machinery (excluding tractor) & parts		33		47	33	47
		Vietnam	Haiphong	Motor vehicles	984		2,602		984	2,602	
			Phu-My	Live cattle		2,466		6,278	2,466	6,278	
			Saigon ITV/Phu My	Live cattle		2,416		6,210	2,416	6,210	
	Da Nang	Scrap metals			2,567		-	2,567			
	West Asia	Jordan	Al 'Aqabah	Mechanical handling equipment and parts				35	-	35	
		United Arab Emirates	Jebel Ali	Motor vehicles				47	-	47	
	Western Europe	United Kingdom	London	Refined non-ferrous metals		15,501		47,509	15,501	47,509	
	DRY BULK	East Asia	China	Fangcheng	Copper ores and concentrates		11,208		21,770	11,208	21,770
					Ores and concentrates nes		17,347		17,347	11,413	17,347
				Zinc ores and concentrates				35,717	-	35,717	
Huangpu				Zinc ores and concentrates			11,813		-	11,813	
Lianyungang				Ores and concentrates nes			5,604		-	5,604	
				Zinc ores and concentrates		11,139		22,141	11,139	22,141	
Nanjing				Ores and concentrates nes			4,618		-	4,618	
				Zinc ores and concentrates			10,000		-	10,000	
Qinhuangdao				Copper ores and concentrates			11,004		-	11,004	
Tianjin				Nitrogenous fertilisers				4,012		-	4,012
Zinc ores and concentrates				11,811		11,811		11,811	11,811		
Tianjinxingang			Zinc ores and concentrates			10,050		-	10,050		
Yantai			Ores and concentrates nes			5,420		-	5,420		
Japan			Chiba	Sugar and by-products			25,000		-	25,000	
			Ichihara	Sugar and by-products		25,000		25,000	25,000	25,000	
			Kinuura	Sugar and by-products			26,000		-	26,000	
			Kobe	Sugar and by-products			27,000		-	27,000	
			Moji/Kitakyushu	Sugar and by-products		24,000		24,000	24,000	24,000	
			Onahama	Zinc ores and concentrates		11,802		11,802	11,802	11,802	
			Osaka	Sugar and by-products			25,000		-	25,000	
			Akita	Zinc ores and concentrates		5,506		5,506	5,506	5,506	
			Izumisano	Sugar and by-products		24,000		24,000	24,000	24,000	
			Korea, South	Inchon	Sugar and by-products			84,000		-	84,000
Kunsan				Sugar and by-products			25,000		-	25,000	
Onsan				Ores and concentrates nes		5,516		33,235	5,516	33,235	
Zinc ores and concentrates				53,807		102,641	53,807	102,641			
Ulsan		Sugar and by-products				44,000		-	44,000		
Donghae		Zinc ores and concentrates		11,004		11,004	11,004	11,004			
Latin America & Caribbean		Mexico	Topolobampo	Fertilisers nes				27,009	-	27,009	
Latin America & Caribbean		Chile	Mejillones	Zinc ores and concentrates			21,672		-	21,672	
North America - East		Alaska	Red Dog	Zinc ores and concentrates	43,499		86,942		43,499	86,942	
North America - West		Canada	Vancouver	Fertiliser nes	13,344		27,916		13,344	27,916	
			United States	Crockett	Sugar and by-products				13,711	-	13,711
		New Orleans		Fertilisers nes		100,033		150,035	100,033	150,035	
		Portland		Potassic fertilisers	2,541		9,009		2,541	9,009	
		Waggaman	Livestock feedstuffs			12,664		-	12,664		
Oceania		Australia	Geelong	Fertilisers nes		3,009		3,009	3,009	3,009	
			Geraldton	Zinc ores and concentrates			5,603		-	5,603	
			Gladstone	Construction materials	45,013		116,432		45,013	116,432	
			Port Pirie	Ores and concentrates nes		12,503		12,503	12,503	12,503	
			Hobart	Zinc ores and concentrates		11,006		11,006	11,006	11,006	
South Asia		Bangladesh	Chittagong	Fertilisers nes				108,471	-	108,471	
South East Asia		Indonesia	Bontang - Kl	Nitrogenous fertilisers			8,869		-	8,869	
			Ciwandan	Sugar and by-products		28,616		28,616	28,616	28,616	
			Jakarta - Java	Livestock feedstuffs		1,298		1,298	1,298	1,298	
			Panjang	Sugar and by-products		53,337		103,337	53,337	103,337	
			Tanjung Priok	Sugar and by-products		46,384		46,384	46,384	46,384	
		Merak - Java	Sugar and by-products		50,220		50,220	50,220	50,220		
		Malaysia	Sipitang - Sabah	Nitrogenous fertilisers			7,488		-	7,488	
			Vietnam	Haiphong	Livestock feedstuffs		890		1,600	890	1,600
	Phu-My	Livestock feedstuffs			636		1,628	636	1,628		
	Saigon ITV/Phu My	Livestock feedstuffs					583	-	583		
West Asia	Qatar	Mesaieed	Nitrogenous fertilisers			10,210		-	10,210		
	Saudi Arabia	Jubail	Nitrogenous fertilisers	8,423		8,423		8,423	8,423		

Bulk Mode	Region	Country (Origin/Destination)	Port (Origin/Destination)	Commodity	SEP 2020		YTD FY21		SEP 2020	YTD FY21	
					Import	Export	Import	Export	Total	Total	
	Western Europe	Germany	Nordenham	Zinc ores and concentrates				15,020	-	15,020	
		Spain	Aviles	Zinc ores and concentrates				37,309	-	37,309	
WET BULK	East Asia	China	Dalian	Diesel	12,973		12,973		12,973	12,973	
			Quanzhou	Diesel	6,954		6,954		6,954	6,954	
			Zhenjiang	Petroleum products nes				2,693		-	2,693
			Yangpu	Aviation fuels	6,454		6,454		6,454	6,454	
		Japan	Sakai	Diesel				196		-	196
				Petrol				6,450		-	6,450
			Kashima - Saga	Caustic soda (sodium hydroxide)				2,151		-	2,151
		Korea, South	Daesan	Aviation fuels				613		-	613
				Diesel				691		-	691
			Onsan	Diesel				13,495		-	13,495
			Yeosu (ex Yosu)	Diesel				27,141		-	27,141
						Petrol		1,149		-	1,149
					Petroleum products nes	4,203		6,244		4,203	6,244
	North America - West	United States	New Orleans	Petroleum products nes	4,883		4,883		4,883	4,883	
	Oceania	Australia	Brisbane	Diesel	198		198		198	198	
				Inorganic chemicals nes		10,001		30,003	10,001	30,003	
				Petrol	2,600		2,600		2,600	2,600	
				Sugar and by-products				7,501	-	7,501	
			Bundaberg	Sugar and by-products				8,300	-	8,300	
			Geelong	Aviation fuels	397		1,191		397	1,191	
				Diesel	194		386		194	386	
				Petrol	1,003		2,152		1,003	2,152	
			Melbourne	Sugar and by-products				11,007	-	11,007	
			Botany Bay	Base oil			83		83	83	
		New Zealand	Bluff	Sugar and by-products			7,840		17,840	7,840	17,840
			New Plymouth	Sugar and by-products			11,000		20,500	11,000	20,500
			Tauranga	Sugar and by-products				8,500	-	8,500	
South East Asia	Indonesia	Nipah	Diesel			16,513		-	16,513		
	Malaysia	Johor Bahru	Aviation fuels			2,496		-	2,496		
			Diesel			13,461		-	13,461		
		Kampung Tanjung Langsat	Petrol	7,328		7,328		7,328	7,328		
		Malacca	Diesel			14,065		-	14,065		
		Tanjong Bin	Diesel			12,999		-	12,999		
		Tanjung Pelepas	Aviation fuels			1,498		-	1,498		
	Pengerang	Diesel	19,957		19,957		19,957	19,957			
	Singapore	Singapore	Diesel	18,308		30,599		18,308	30,599		
			Petrol	4,813		19,326		4,813	19,326		
Thailand	Rayong	Petroleum products nes			3,469		-	3,469			
<b>Grand Total</b>					<b>213,953</b>	<b>588,095</b>	<b>580,165</b>	<b>1,479,574</b>	<b>802,049</b>	<b>2,059,739</b>	



Region	Country (Origin/Destination)	Port (Origin/Destination)	Commodity	IMPORT						Import Total	EXPORT						Export Total	Grand Total	
				20ft			40ft				NonStd	20ft			40ft				
				Dry	Reefer	Tank	Dry	Reefer	Tank		Dry	Dry	Reefer	Tank	Dry	Reefer			Tank
			Glass	2						2							2		
			Heating and cooling equipments and parts	2						2							2		
			Inorganic chemicals nes	31						31							31		
			Iron and steel	1						1							1		
			Iron or steel articles	12			2			14							14		
			Machine tools working by removing metal	1						1							1		
			Manufactured goods nes	1						1							1		
			Meat and meat preparations								29						29		
			Mechanical handling equipment and parts	6			2			8							8		
			Motor vehicles; parts and accessories	2						2							2		
			Nitrogenous fertilisers	6						6							6		
			Non-ferrous metals, aluminium articles	4			2			6							6		
			Non-motorised vehicles and parts				20			20							20		
			Organic chemicals	16						16							16		
			Other machinery & equipment for specific industry	1			2			3							3		
			Paper and paperboard	1						1							1		
			Pharmaceutical products	1						1							1		
			Precious metal ores and concentrates								340						340		
			Rubber articles				2			2							2		
			Textiles and textile articles				2			2							2		
			Tubes, pipes, hoses and fittings	4						4							4		
			Tyres	12			56			68							68		
		Qinzhou	Inorganic chemicals nes	18						18							18		
			Sulphates; of zinc	5						5							5		
		Shanghai	Ceramic products	1			2			3							3		
			Chemicals products nes	1						1							1		
			Electrical machinery and equipment and parts	1			16			17							17		
			Empty containers	10						10	14			130			144		
			Furnitures and fittings				26			26							26		
			General industrial machinery and equipment				2			2							2		
			Heating and cooling equipments and parts	1			10			11							11		
			Iron and steel	1						1							1		
			Iron or steel articles	5			6			11							11		
			Livestock feedstuffs								17						17		
			Manufactured goods nes	2						2							2		
			Mechanical handling equipment and parts				2			2							2		
			Non-ferrous metals, aluminium articles	5			8			13							13		
			Non-motorised vehicles and parts				2			2							2		
			Optical, measuring, medical or dental instruments	1						1							1		
			Organic chemicals	8						8							8		
			Plastic articles	1			4			5							5		
			Refined non-ferrous metals								637						637		
			Sulphates; of copper	12						12							12		
			Textiles and textile articles	1						1							1		
			Tubes, pipes, hoses and fittings	2			4			6							6		
			Tyres	2			14			16							16		
			Wood										120				120		
			Slag, sand; iron or steel	2						2							2		
		Shantou	Manufactured goods nes				2			2							2		
		Shekou	Ceramic products				4			4							4		
			Furnitures and fittings	2			10			12							12		
			General industrial machinery and equipment	1						1							1		
			Glass	1						1							1		
			Household appliances	1						1							1		
			Motor vehicles; parts and accessories	1			2			3							3		
			Paper and paperboard				2			2							2		
			Stone, plaster, cement, asbestos, mica				2			2							2		
			Telecommunications, sound-recording equipments	2			6			8							8		
			Tubes, pipes, hoses and fittings				2			2							2		
			Tyres				4			4							4		
			Wood articles	1						1							1		
		Tianjinxiingang	Ceramic products	1						1							1		
			Cereals								40						40		
			Iron or steel articles	12			22			34							34		
			Natural abrasives	3						3							3		



Region	Country (Origin/Destination)	Port (Origin/Destination)	Commodity	IMPORT						Import Total	EXPORT						Export Total	Grand Total	
				20ft			40ft				NonStd	20ft			40ft				
				Dry	Reefer	Tank	Dry	Reefer	Tank		Dry	Dry	Reefer	Tank	Dry	Reefer			Tank
		Los Angeles	Motor vehicles				2				2						2		
Oceania	Australia	Brisbane	Empty containers	91	9					100							100		
		Darwin	Empty containers	32						32								32	
		Sydney	Iron or steel articles	15						15								15	
	New Zealand	Tauranga	Paper and paperboard				22			22							22		
	Papua New Guinea	Lae	Empty containers	300						300								300	
			Inorganic chemicals nes			13				13		14						14	
			Non-ferrous metals, aluminium articles								1							1	
			Scrap metals	1						1								1	
			Textiles and textile articles								3							3	
			Crude vegetable materials								3							3	
		Motukea Island	Empty containers	206							206								206
			Mechanical handling equipment and parts									1							1
			Miscellaneous edible preparations									1							1
			Motor vehicles									3							3
			Textiles and textile articles							2							2		
South Africa	Kenya	Mombasa	Refined non-ferrous metals								21						21		
	South Africa	Cape Town	Refined non-ferrous metals								8						8		
		Durban	Inorganic chemicals nes	30						30								30	
			Refined non-ferrous metals									19						19	
					Pet foods	1					1							1	
	Tanzania, United Republic of	Dar es Salaam	Refined non-ferrous metals							4							4		
	Mozambique	Beira	Refined non-ferrous metals								4						4		
		Nacala	Refined non-ferrous metals								3						3		
South Asia	Bangladesh	Chittagong	Refined non-ferrous metals								45						45		
			Vegetables								66						66		
	India	Chennai (Ex Madras)	Tubes, pipes, hoses and fittings				2				2							2	
			Hazira	Inorganic chemicals nes	4						4							4	
			Jawaharlal Nehru (Nhava Sheva)	Inorganic chemicals nes								3							3
				Tyres				4				4							4
			Mundra	Tyres				2				2							2
	Cochin	Tyres				2				2							2		
	Sri Lanka	Colombo	Slag, ash and residues; non-ferrous metals								1						1		
				Tyres	2						2							2	
South East Asia	Indonesia	Jakarta - Java	Glass	2						2							2		
			Inorganic chemicals nes	1						1							1		
			Potassic fertilisers	3							3							3	
			Refined non-ferrous metals									16						16	
			Tyres				4				4							4	
		Surabaya - Tanjung Perak - Java	Glass	3							3							3	
			Iron and steel									4						4	
	Malaysia	Pasir Gudang - Johor	Furnitures and fittings				4				4							4	
			Inorganic chemicals nes	1							1							1	
			Refined non-ferrous metals									17						17	
		Penang (Georgetown)	Refined non-ferrous metals									27						27	
			Port Kelang	Agricultural machinery (excluding tractor) & parts				4				4							4
		Caustic soda (sodium hydroxide)		1							1							1	
		Empty containers										6		94	2			102	
		Furnitures and fittings		1							1							1	
		Heating and cooling equipments and parts		1			4				5							5	
		Iron or steel articles		2							2							2	
		Refined non-ferrous metals										27						27	
		Rubber articles		2							2							2	
		Scrap metals											2				2		
		Fixed vegetable fats and oils	1							1							1		
	Philippines	Manila	Manufactured goods nes										2				2		
			Mixed commodities										2				2		
			Potassic fertilisers	2							2							2	
			Pet foods									1						1	
	Singapore	Singapore	Electrical machinery and equipment and parts				2				2							2	
			Vegetables											2				2	
	Thailand	Bangkok	Construction materials	1							1							1	
			Iron or steel articles	32			4				36							36	
			Motor vehicles; parts and accessories				2				2							2	
			Plastic articles				2				2							2	



Region	Country (Origin/Destination)	Port (Origin/Destination)	Commodity	IMPORT							Import Total	EXPORT						Export Total	Grand Total
				20ft			40ft			NonStd		20ft			40ft				
				Dry	Reefer	Tank	Dry	Reefer	Tank	Dry		Dry	Reefer	Tank	Dry	Reefer	Tank		
			Refined non-ferrous metals								4						4	4	
			Stone, sand and gravel	8						8								8	8
		Laem Chabang	Heating and cooling equipments and parts	1			86			87								87	87
			Iron or steel articles				2			2								2	2
			Motor vehicles; parts and accessories				4			4								4	4
			Plastic articles				2			2								2	2
			Plastics in primary forms	10						10								10	10
			Refined non-ferrous metals								11							11	11
			Tyres	1			18			19								19	19
	Timor-Leste	Dili	Motor vehicles								1		4					5	5
	Vietnam	Haiphong	Refined non-ferrous metals								44							44	44
		Ho Chi Minh City	Ceramic products	1						1								1	1
			Electrical machinery and equipment and parts	1						1								1	1
			Furnitures and fittings				12			12								12	12
			Livestock feedstuffs				8			8								8	8
			Mixed commodities	2						2								2	2
			Refined non-ferrous metals								41							41	41
			Textiles and textile articles				2			2								2	2
			Wood										2					2	2
Southern Europe	Italy	Genoa	Chemicals products nes	6						6								6	6
			Printing and bookbinding machinery and parts				2			2								2	2
West Asia	Jordan	Al 'Aqabah	Inorganic chemicals nes	2						2								2	2
	Oman	Sohar	Refined non-ferrous metals								7							7	7
	Qatar	Hamad	Refined non-ferrous metals								4							4	4
	Saudi Arabia	Ad Dammam	Fertilisers nes								25							25	25
			Refined non-ferrous metals								6							6	6
		Jeddah	Refined non-ferrous metals								16							16	16
	Turkey	Izmir (Smyrna)	Inorganic chemicals nes	1						1								1	1
		Iskenderun	Iron and steel	1						1								1	1
	United Arab Emirates	Jebel Ali	Fertilisers nes								13							13	13
			Glass	1						1								1	1
			Motor vehicles; parts and accessories										2					2	2
			Refined non-ferrous metals								40							40	40
			Textiles and textile articles										4					4	4
		Mina Khalifa/Abu Dhabi	Refined non-ferrous metals								8							8	8
		Sharjah	Motor vehicles; parts and accessories										20					20	20
Western Europe	Belgium	Antwerpen	Crude rubber				4			4								4	4
			Fertilisers nes	10						10								10	10
			Ores and concentrates nes								40							40	40
			Stone, plaster, cement, asbestos, mica	11						11								11	11
	Netherlands	Rotterdam	Chemicals products nes	11			2			13								13	13
			Empty containers								2							2	2
			Tubes, pipes, hoses and fittings				30			30								30	30
	Portugal	Lisboa	Nitrogenous fertilisers	1						1								1	1
	Spain	Algeciras	Inorganic chemicals nes	13						13								13	13
Others	Ivory Coast (Cote d'Ivoire)	Abidjan	Manufactured goods nes								1							1	1
<b>Grand Total</b>				<b>1,307</b>	<b>9</b>	<b>13</b>	<b>694</b>			<b>2,023</b>	<b>1,905</b>	<b>7</b>	<b>14</b>	<b>668</b>	<b>4</b>		<b>2,598</b>	<b>4,621</b>	



Region	Country (Origin/Destination)	Port (Origin/Destination)	Commodity	IMPORT						Import Total	EXPORT						Export Total	Grand Total	
				20ft			40ft				NonStd	20ft			40ft				
				Dry	Reefer	Tank	Dry	Reefer	Tank		Dry	Dry	Reefer	Tank	Dry	Reefer			Tank
			Organic chemicals	19						19							19		
			Other machinery & equipment for specific industry	1			8			9							9		
			Plastic articles	4						4							4		
			Telecommunications, sound-recording equipments	1						1							1		
			Textiles and textile articles	1			36			37							37		
			Tubes, pipes, hoses and fittings				2			2							2		
			Wood										22			22	22		
		Qingdao	Agricultural machinery (excluding tractor) & parts				10			10							10		
			Ceramic products	13						13							13		
			Electrical machinery and equipment and parts	1						1							1		
			Empty containers								49	1		206		256	256		
			Fertilisers nes	2						2							2		
			Furnitures and fittings	1						1							1		
			General industrial machinery and equipment	2			2			4							4		
			Glass	3						3							3		
			Glassware	2						2							2		
			Heating and cooling equipments and parts	2						2							2		
			Inorganic chemicals nes	91						91							91		
			Iron and steel	1						1							1		
			Iron or steel articles	104			6			110							110		
			Machine tools working by removing metal	1						1							1		
			Manufactured goods nes	6			2			8							8		
			Meat and meat preparations								39					39	39		
			Mechanical handling equipment and parts	11			2			13							13		
			Motor vehicles; parts and accessories	2						2							2		
			Natural abrasives	1						1							1		
			Nitrogenous fertilisers	6						6							6		
			Non-ferrous metals, aluminium articles	8			16			24							24		
			Non-motorised vehicles and parts				56			56							56		
			Organic chemicals	40						40							40		
			Other machinery & equipment for specific industry	2			6			8							8		
			Paper and paperboard	1						1							1		
			Pharmaceutical products	2						2							2		
			Plastic articles	2						2							2		
			Precious metal ores and concentrates								720					720	720		
			Refined non-ferrous metals								20					20	20		
			Rubber articles				2			2							2		
			Ships, boats and floating structures	1			2			3							3		
			Stone, plaster, cement, asbestos, mica	1						1							1		
			Textiles and textile articles				2			2							2		
			Tubes, pipes, hoses and fittings	5			2			7							7		
			Tyres	19			144			163							163		
			Wood										40		40	40	40		
			Wood articles				4			4							4		
		Qinzhou	Inorganic chemicals nes	33						33							33		
			Sulphates; of zinc	5						5							5		
		Sanshui	Ceramic products	10						10							10		
		Shanghai	Ceramic products	5			2			7							7		
			Cereals								40					40	40		
			Chemicals products nes	3			2			5							5		
			Electrical machinery and equipment and parts	3			56			59							59		
			Empty containers	18						18	20			326		346	364		
			Fertilisers nes	3						3							3		
			Fuel oil				4		2.4	6							6		
			Furnitures and fittings	4			38			42							42		
			General industrial machinery and equipment				2			2							2		
			Heating and cooling equipments and parts	3			58			61							61		
			Iron and steel	2						2							2		
			Iron or steel articles	13			28			41							41		
			Livestock feedstuffs								17					17	17		
			Manufactured goods nes	5			2			7							7		
			Meat and meat preparations								20					20	20		
			Mechanical handling equipment and parts	1			4			5							5		
			Mixed commodities	3						3							3		
			Motor vehicles				2			2							2		

Region	Country (Origin/Destination)	Port (Origin/Destination)	Commodity	IMPORT							Import Total	EXPORT						Export Total	Grand Total
				20ft			40ft			NonStd		20ft			40ft				
				Dry	Reefer	Tank	Dry	Reefer	Tank	Dry		Dry	Reefer	Tank	Dry	Reefer	Tank		
			Non-ferrous metals, aluminium articles	5			18				23							23	
			Non-motorised vehicles and parts	1			4				5							5	
			Optical, measuring, medical or dental instruments	2			2				4							4	
			Organic chemicals	55							55							55	
			Paper and paperboard	4							4							4	
			Plastic articles	3			16				19							19	
			Plastics in primary forms	1							1							1	
			Railway vehicles (incl. hovertrain) & equipments	3			2				5							5	
			Refined non-ferrous metals									2,309					2,309	2,309	
			Ships, boats and floating structures	1							1							1	
			Sulphates; of copper	36							36							36	
			Telecommunications, sound-recording equipments	1			4				5							5	
			Textiles and textile articles	8			2				10							10	
			Tubes, pipes, hoses and fittings	3			12				15							15	
			Tyres	7			28				35							35	
			Wood									1		170			171	171	
			Slag, sand; iron or steel	2							2							2	
		Shantou	Manufactured goods nes				4				4							4	
		Shashi	Fertilisers nes	1							1							1	
		Shekou	Ceramic products				12				12							12	
			Crude rubber				4				4							4	
			Furnitures and fittings	3			20				23							23	
			General industrial machinery and equipment	1			2				3							3	
			Glass	1							1							1	
			Household appliances	1			4				5							5	
			Iron or steel articles	1							1							1	
			Mechanical handling equipment and parts				2				2							2	
			Motor vehicles; parts and accessories	3			8				11							11	
			Non-ferrous metals, aluminium articles				2				2							2	
			Paper and paperboard	2			2				4							4	
			Plastic articles	1							1							1	
			Stone, plaster, cement, asbestos, mica				2				2							2	
			Telecommunications, sound-recording equipments	3			6				9							9	
			Tubes, pipes, hoses and fittings				4				4							4	
			Tyres				18				18							18	
			Wood articles	1							1							1	
		Taizhou Pt	Inorganic chemicals nes	1							1							1	
		Tianjinxingang	Ceramic products	2							2							2	
			Cereals									40					40	40	
			Glass	2							2							2	
			Inorganic chemicals nes	2							2							2	
			Iron and steel	35							35							35	
			Iron or steel articles	32			42				74							74	
			Natural abrasives	5							5							5	
			Nitrogenous fertilisers	10							10							10	
			Organic chemicals	1							1							1	
			Railway vehicles (incl. hovertrain) & equipments	4							4							4	
			Stone, plaster, cement, asbestos, mica	2							2							2	
			Textiles and textile articles	2							2							2	
			Tubes, pipes, hoses and fittings				8				8							8	
		Weihai	Ores and concentrates nes									9					9	9	
		Wuhan	Nitrogenous fertilisers	1							1							1	
			Pharmaceutical products				4				4							4	
		Wuhu	Tubes, pipes, hoses and fittings				2				2							2	
		Xiamen	Furnitures and fittings	1							1							1	
			Inorganic chemicals nes	6							6							6	
			Iron or steel articles	2			2				4							4	
			Manufactured goods nes				2				2							2	
			Other machinery & equipment for specific industry				4				4							4	
			Tyres				2				2							2	
		Xiaolan	General industrial machinery and equipment	2			8				10							10	
		Xingang	Fertilisers nes	1							1							1	
			Furnitures and fittings	2			2				4							4	
			Glass	2							2							2	
			Inorganic chemicals nes	2							2							2	

Region	Country (Origin/Destination)	Port (Origin/Destination)	Commodity	IMPORT							Import Total	EXPORT						Export Total	Grand Total
				20ft			40ft			NonStd		20ft			40ft				
				Dry	Reefer	Tank	Dry	Reefer	Tank	Dry		Dry	Reefer	Tank	Dry	Reefer	Tank		
			Iron and steel	6						6							6		
			Iron or steel articles	7			26			33							33		
			Manufactured goods nes	1			2			3							3		
			Nitrogenous fertilisers	28						28							28		
			Non-ferrous metals, aluminium articles	6			2			8							8		
			Organic chemicals	2						2							2		
			Potassic fertilisers	6						6							6		
		Yantian	Electrical machinery and equipment and parts	1						1							1		
			Tyres				6			6							6		
		Yichang	Fertilisers nes	2						2							2		
			Inorganic chemicals nes	1						1							1		
		Yueyang	Inorganic chemicals nes	4						4							4		
			Nitrogenous fertilisers	22						22							22		
		Zhangjiagang	Tyres	1			6			7							7		
		Zhanjiang	Inorganic chemicals nes	1						1							1		
		Zhongshan	Mixed commodities	1						1							1		
		Zhuhai	Heating and cooling equipments and parts	1			4			5							5		
			Plastic articles	7						7							7		
	Hong Kong	Hong Kong	Refined non-ferrous metals								12						12		
	Japan	Kobe	Tyres				4			4							4		
		Nagoya - Aichi	Tyres				16			16							16		
		Osaka	Civil engineering & contractors' plant & equipment				2			2							2		
			Meat and meat preparations								3						3		
		Tokyo	Motor vehicles				4			4							4		
		Yokohama	Meat and meat preparations								14						14		
			Plastics in primary forms	1						1							1		
	Korea, South	Busan	Electrical machinery and equipment and parts	1						1							1		
			Empty containers								8		40				48		
			Explosives, pyrotechnic products, matches	5						5							5		
			Non-ferrous metals, zinc articles	2						2							2		
			Tyres				66			66							66		
		Incheon	Refined non-ferrous metals								5						5		
		Inchon	Iron and steel	16						16							16		
			Refined non-ferrous metals								63						63		
		Pusan	Electrical machinery and equipment and parts	31						31							31		
			Explosives, pyrotechnic products, matches	2						2							2		
			General industrial machinery and equipment	2			60			62							62		
			Heating and cooling equipments and parts	1						1							1		
			Iron or steel articles	1			6			7							7		
			Mechanical handling equipment and parts	1			12			13							13		
			Mixed commodities				4			4							4		
			Non-ferrous metals, aluminium articles	1						1							1		
			Plastic articles	2						2							2		
			Plastics in primary forms	1						1							1		
			Power-generating machinery and equipment	1						1							1		
			Precious metals, metals clad with precious metal									4					4		
			Refined non-ferrous metals	64						64	5						69		
			Rubber articles	2			2			4							4		
			Scrap metals								77						77		
			Textiles and textile articles				2			2							2		
			Tubes, pipes, hoses and fittings				4			4							4		
			Tyres	3			2			5							5		
	Taiwan	Kaohsiung	Crude rubber				2			2							2		
			Empty containers									164					164		
			Inorganic chemicals nes	1						1							1		
			Iron and steel	3						3							3		
			Plastics in primary forms	20						20							20		
			Refined non-ferrous metals								69						69		
			Tyres	2			2			4							4		
		Keelung (Chilung)	Iron and steel				2			2							2		
			Refined non-ferrous metals								371						371		
			Sulphates; of copper	6						6							6		
		Taichung	Refined non-ferrous metals								29						29		
			Sulphates; of copper	12						12							12		
			Tyres	5			14			19							19		

Region	Country (Origin/Destination)	Port (Origin/Destination)	Commodity	IMPORT							Import Total	EXPORT						Export Total	Grand Total		
				20ft			40ft			NonStd		20ft			40ft						
				Dry	Reefer	Tank	Dry	Reefer	Tank	Dry		Dry	Reefer	Tank	Dry	Reefer	Tank				
		Taipei	Potassic fertilisers	9							9							9			
		Taoyuan	Sulphates; of copper	29							29							29			
Eastern Europe	Lithuania	Klaipeda	Potassic fertilisers	31							31							31			
	Poland	Gdansk	Inorganic chemicals nes	1							1							1			
	Russia	Saint Petersburg (Ex Leningrad)	Sulphates; of copper	54								54						54			
		Vostochniy - Port	Sulphates; of copper	4								4						4			
Latin America & Caribbean - E	Brazil	Navegantes	Wood articles				6				6							6			
North America - West	Canada	Montreal	Precious metals, metals clad with precious metal												10			10			
	United States	Savannah	Agricultural machinery (excluding tractor) & parts				6					6						6			
				Motor vehicles				2				2						2			
		Seattle	Iron or steel articles	3								3						3			
		Los Angeles	Motor vehicles				2					2						2			
Northern Europe	Norway	Moss	Chemicals products nes				2				2						2				
	Sweden	Goteborg	Iron and steel	2							2						2				
Oceania	Australia	Brisbane	Empty containers	183	17						200							200			
		Darwin	Empty containers	262								262						262			
		Sydney	Iron or steel articles	15								15						15			
	New Zealand	Tauranga	Paper and paperboard				36				36							36			
	Papua New Guinea	Lae	Empty containers	1,792		7	14					1,813							1,813		
			Inorganic chemicals nes			35						35		19				19	54		
			Manufactured goods nes										1						1		
			Non-ferrous metals, aluminium articles										1						1		
			Other machinery & equipment for specific industry	1								1							1		
			Scrap metals	2								2							2		
			Textiles and textile articles										4						4		
			Crude vegetable materials										3						3		
			Madang	Livestock feedstuffs	18								18							18	
			Motukea Island	Empty containers	1,410									1,410			2			2	1,412
				General industrial machinery and equipment	1								1								1
				Mechanical handling equipment and parts											1						1
				Miscellaneous edible preparations											1						1
				Mixed commodities											1						1
	Motor vehicles												4						4		
	Motor vehicles; parts and accessories												1						1		
	Non-motorised vehicles and parts	2										2							2		
	Scrap metals	2										2							2		
	Textiles and textile articles												2						2		
Port Moresby	Empty containers	339									339							339			
	Fish, crustaceans, molluscs, aquatic invertebrates			1							1							1			
	Solomon Islands	Honiara - Guadalcanal Is	Iron or steel articles									1						1			
	Livestock feedstuffs		6								6							6			
Manufactured goods nes												1					1				
Mixed commodities													2				2				
South Africa	Kenya	Mombasa	Non-ferrous metals, zinc articles									10						10			
			Refined non-ferrous metals										37						37		
	South Africa	Cape Town	Durban	Refined non-ferrous metals									16						16		
				Inorganic chemicals nes	75								75						75		
				Iron and steel										6						6	
				Non-ferrous metals, zinc articles										8						8	
				Refined non-ferrous metals										39						39	
				Pet foods	1									1						1	
	Tanzania, United Republic of	Dar es Salaam	Non-ferrous metals, zinc articles										8						8		
			Refined non-ferrous metals										4						4		
	Mozambique	Beira	Refined non-ferrous metals										8						8		
Nacala		Refined non-ferrous metals										5						5			
South Asia	Bangladesh	Chittagong	Refined non-ferrous metals									106						106			
			Vegetables										66						66		
	India	Chennai (Ex Madras)	Inorganic chemicals nes	3								3							3		
			Tubes, pipes, hoses and fittings				2						2						2		
			Hazira	Inorganic chemicals nes	5								5						5		
			Jawaharlal Nehru (Nhava Sheva)	Inorganic chemicals nes											5					5	
				Tyres				6						6						6	
			Mundra	Iron or steel articles	2									2						2	
Rubber articles													2				2				
						8					8						8				







Region	Country (Origin/Destination)	Port (Origin/Destination)	Commodity	IMPORT							Import Total	EXPORT						Export Total	Grand Total
				20ft			40ft			NonStd		20ft			40ft				
				Dry	Reefer	Tank	Dry	Reefer	Tank	Dry		Dry	Reefer	Tank	Dry	Reefer	Tank		
			Organic chemicals	2			2				4							4	
			Plastic articles	1							1							1	
			Plastics in primary forms	6							6							6	
			Tubes, pipes, hoses and fittings				38				38							38	
			Tungsten ores and concentrates									1						1	
	Portugal	Lisboa	Fertilisers nes	2							2							2	
			Nitrogenous fertilisers	7							7							7	
			Potassic fertilisers	1							1							1	
	Spain	Algeciras	Inorganic chemicals nes	49							49							49	
Others	Ivory Coast (Cote d'Ivoire)	Abidjan	Manufactured goods nes									1						1	
<b>Grand Total</b>				<b>5,973</b>	<b>18</b>	<b>42</b>	<b>1,742</b>			<b>2.4</b>	<b>7,777</b>	<b>5,532</b>	<b>19</b>	<b>19</b>	<b>1,482</b>	<b>6</b>	<b>7,058</b>	<b>14,835</b>	