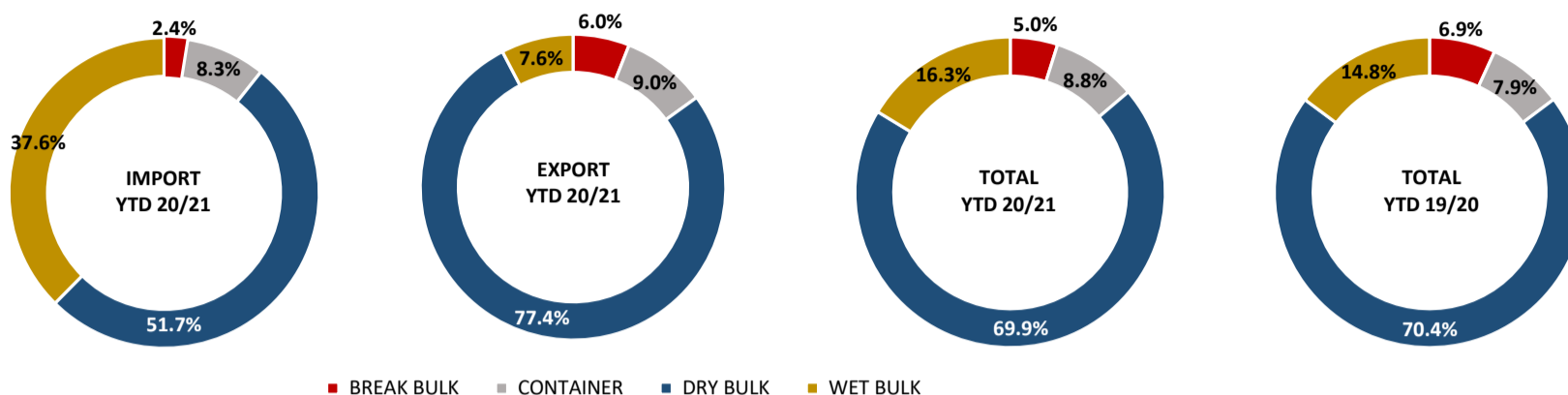


SUMMARY BULKS & CONTAINERISED Goods Tonne	AUG 2019 Total (% Chg)	YTD FY20 Total (% Chg)	AUG 2020		YTD FY21		AUG 2020	YTD FY21
			Import	Export	Import	Export	Total	Total
BREAK BULK	▼ 57.6%	▼ 35.6%	2,574	26,387	9,733	58,584	28,962	68,317
CONTAINER	▼ 10.3%	▲ 0.2%	17,886	45,479	33,158	88,556	63,365	121,715
DRY BULK	▼ 25.0%	▼ 11.0%	106,950	317,740	206,420	758,085	424,691	964,505
WET BULK	▼ 4.8%	▼ 1.5%	83,130	30,502	150,059	74,811	113,632	224,869
<b>Grand Total</b>	<b>▼ 23.5%</b>	<b>▼ 10.4%</b>	<b>210,540</b>	<b>420,109</b>	<b>399,370</b>	<b>980,035</b>	<b>630,649</b>	<b>1,379,405</b>



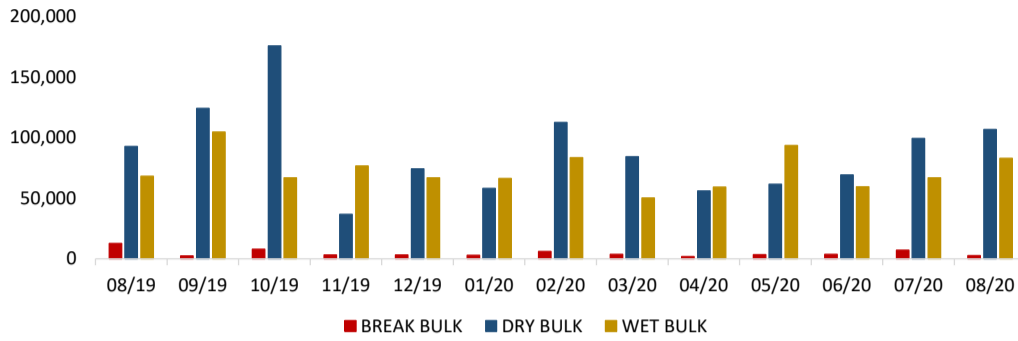
Vessel Category	LOA Group	GRT Group	Commodity	AUG 2020		YTD FY21		AUG 2020	YTD FY21		
				Import	Export	Import	Export	Total	Total		
BULK CARRIER	> 182.9	20,001 - 25,000	Mineral Ores and Concentrates		33,233		33,233	33,233	33,233		
			Sugar and By-Products		13,711		40,711	13,711	40,711		
		25,001 - 30,000	Sugar and By-Products		42,000		128,000	42,000	128,000		
			Fertiliser				108,471	-	108,471		
		30,001 - 35,000	Mineral Ores and Concentrates	43,443		43,443		43,443	43,443		
			Sugar and By-Products				50,000	-	50,000		
		35,001 - 40,000	Fertiliser		50,002		50,002	50,002	50,002		
			121.9 - 182.9	15,001 - 20,000	Construction Materials	22,010		71,419	22,010	71,419	
		Fertiliser			4,012		4,012	4,012	4,012		
		20,001 - 25,000		Mineral Ores and Concentrates				39,543	-	39,543	
	Sugar and By-Products				51,000		76,000	51,000	76,000		
	25,001 - 30,000	15,001 - 20,000	Animal Feedstuffs			12,664	-	12,664			
			Fertiliser	10,210	27,009	19,079	27,009	37,219	46,088		
		20,001 - 25,000	Manufactured Goods			3,690		-	3,690		
			Metal By-Products, Waste and Scrap				9,094	-	9,094		
		25,001 - 30,000	Mineral Ores and Concentrates	21,672	69,805	21,672	146,136	91,477	167,808		
			Refined Minerals and Metals		14,003		32,008	14,003	32,008		
		30,001 - 35,000	Sugar and By-Products		25,000		25,000	25,000	25,000		
			Fertiliser			7,488		-	7,488		
	CONTAINER	> 182.9	25,001 - 30,000	Animal Feedstuffs	243		243		243	243	
Chemicals Products (including sulphates)				2,019		3,353		2,019	3,353		
Crude Materials				208		231		208	231		
Empty containers				27	-	27	-	27	27		
Fertiliser				324		397		324	397		
Manufactured Goods				951	346	1,775	387	1,296	2,162		
Metal By-Products, Waste and Scrap				62	351	62	681	413	743		
Petroleum Products				47		47		47	47		
Plant, Machinery and Equipments				330		333		330	333		
Refined Minerals and Metals				323	17,544	323	28,650	17,866	28,972		
121.9 - 182.9				< 10,000	Animal Feedstuffs			124		-	124
					Chemicals Products (including sulphates)				110	-	110
					Empty containers			-	-	-	-
					Manufactured Goods			179	42	-	221
					Plant, Machinery and Equipments			6	9	-	15
		10,000 - 15,000	Animal Feedstuffs	113		113		113	113		
			Chemicals Products (including sulphates)	1,123		3,531		1,123	3,531		
			Crude Materials	236	560	668	1,502	795	2,170		
			Empty containers					-	-		
			Fertiliser	661		1,439		661	1,439		
			Foods and Grains		212	16	722	212	737		
			Manufactured Goods	1,670		4,853	32	1,670	4,885		
			Metal By-Products, Waste and Scrap		70		134	70	134		
			Mineral Ores and Concentrates		2,497		7,965	2,497	7,965		
			Plant, Machinery and Equipments	562		1,594		562	1,594		
Refined Minerals and Metals			4,512		9,327	4,512	9,327				
15,001 - 20,000		Animal Feedstuffs	21		181		21	181			
		Chemicals Products (including sulphates)	1,994	29	3,649	81	2,023	3,730			
		Crude Materials	18		83		18	83			
		Empty containers	0.04	-	0.04	-	0.04	0.04			
	Fertiliser	502		847		502	847				
	Foods and Grains		702		2,045	702	2,045				
	Manufactured Goods	1,704	1,264	3,558	1,311	2,968	4,869				
	Metal By-Products, Waste and Scrap		76		76	76	76				
	Mineral Ores and Concentrates		1,075		1,534	1,075	1,534				
	Plant, Machinery and Equipments	349	250	875	604	599	1,479				
	Refined Minerals and Metals		11,916	253	29,267	11,916	29,520				
	20,001 - 25,000	Chemicals Products (including sulphates)	1,459		1,459		1,459	1,459			
		Crude Materials	71	581	71	581	651	651			
		Empty containers					-	-			
		Fertiliser	584		584		584	584			
Foods and Grains			411		411	411	411				
Manufactured Goods		1,845	8	1,845	8	1,852	1,852				
Metal By-Products, Waste and Scrap			137		137	137	137				
Mineral Ores and Concentrates			2,081		2,081	2,081	2,081				
Plant, Machinery and Equipments		269		269		269	269				
Refined Minerals and Metals			859		859	859	859				
< 121.9	< 10,000	Mineral Ores and Concentrates		4,618		4,618	4,618	4,618			
		Plant, Machinery and Equipments	263		263		263	263			
		Manufactured Goods	1,091	202	1,091	202	1,293	1,293			
> 182.9	20,001 - 25,000	Plant, Machinery and Equipments	263		263		263	263			
		Manufactured Goods	1,091	202	1,091	202	1,293	1,293			
121.9 - 182.9	< 10,000	Diplomatic Official Cargo	0.3		0.3		0.3	0.3			
		Empty containers					-	-			
121.9 - 182.9	< 10,000	Empty containers					-	-			
		Manufactured Goods	1,091	202	1,091	202	1,293	1,293			
GENERAL CARGO	< 121.9	< 10,000	Mineral Ores and Concentrates		4,618		4,618	4,618	4,618		
			Plant, Machinery and Equipments	263		263		263	263		
			Manufactured Goods	1,091	202	1,091	202	1,293	1,293		

Vessel Category	LOA Group	GRT Group	Commodity	AUG 2020		YTD FY21		AUG 2020	YTD FY21	
				Import	Export	Import	Export	Total	Total	
			Mineral Ores and Concentrates	5,603		5,603	10,562	5,603	16,165	
			Plant, Machinery and Equipments	11		11		11	11	
			Refined Minerals and Metals		7,011		7,011		7,011	7,011
LIVESTOCK	121.9 - 182.9	10,000 - 15,000	Animal Feedstuffs		1,363		2,286	1,363	2,286	
			Livestock		5,137		10,174	5,137	10,174	
OPEN HATCH CARGO SHIP	121.9 - 182.9	20,001 - 25,000	Manufactured Goods			1,651		-	1,651	
			Mineral Ores and Concentrates				16,514	-	16,514	
		25,001 - 30,000	Fertiliser			21,040		-	21,040	
TANKER	< 121.9	< 10,000	Chemicals Products (including sulphates)				10,001	-	10,001	
			Petroleum Products			5,510		-	5,510	
			Sugar and By-Products		13,000		27,807	13,000	27,807	
	> 182.9	20,001 - 25,000	Petroleum Products			2,693		-	2,693	
			25,001 - 30,000	Petroleum Products	79,675		125,748		79,675	125,748
			30,001 - 35,000	Petroleum Products			10,519		-	10,519
	121.9 - 182.9	< 10,000	Chemicals Products (including sulphates)		10,001		10,001	10,001	10,001	10,001
			Petroleum Products	1,304		3,437		1,304	3,437	
Sugar and By-Products				7,501		27,001	7,501	27,001		
VEHICLE CARRIER	> 182.9	15,001 - 20,000	Chemicals Products (including sulphates)	2,151		2,151		2,151	2,151	
		> 55,000	Plant, Machinery and Equipments	633		2,450	61	633	2,512	
		40,001 - 45,000	Plant, Machinery and Equipments	748	35	748	35	783	783	
<b>Grand Total</b>				<b>210,540</b>	<b>420,109</b>	<b>399,370</b>	<b>980,035</b>	<b>630,649</b>	<b>1,379,405</b>	

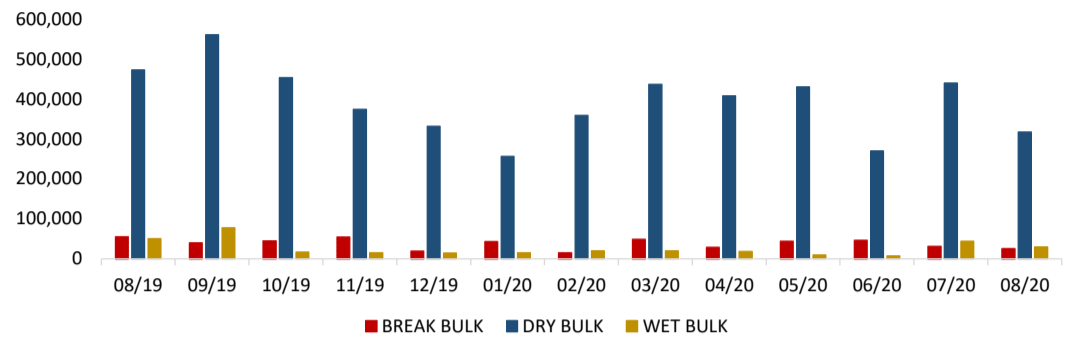


SUMMARY BULKS Goods Tonnes	AUG 2019	YTD FY20	AUG 2020		YTD FY21		AUG 2020	YTD FY21
	Total (% Chg)	Total (% Chg)	Import	Export	Import	Export	Total	Total
BREAK BULK	▼ 57.6%	▼ 35.6%	2,574	26,387	9,733	58,584	28,962	68,317
DRY BULK	▼ 25.0%	▼ 11.0%	106,950	317,740	206,420	758,085	424,691	964,505
WET BULK	▼ 4.8%	▼ 1.5%	83,130	30,502	150,059	74,811	113,632	224,869
<b>Grand Total</b>	<b>▼ 24.8%</b>	<b>▼ 11.3%</b>	<b>192,654</b>	<b>374,630</b>	<b>366,212</b>	<b>891,479</b>	<b>567,284</b>	<b>1,257,691</b>

Monthly Imports by Bulk Type (Tonnes)



Monthly Exports by Bulk Type (Tonnes)



Bulk Mode	Region	Country (Origin/Destination)	Port (Origin/Destination)	Commodity	AUG 2020		YTD FY21		AUG 2020	YTD FY21		
					Import	Export	Import	Export	Total	Total		
BREAK BULK	East Asia	China	Shanghai	Refined non-ferrous metals		7,011		7,011	7,011	7,011		
			Japan	Chofu	Tyres	919		2,570		919	2,570	
		Hiroshima	Motor vehicles	155		202		155	202			
			Nagoya - Aichi	Mechanical handling equipment and parts	58		58		58			
			Motor vehicles	290		1,003		290	1,003			
			Nakanoseki	Motor vehicles	76		113		76	113		
			Toyohashi	Motor vehicles	2		49		2	49		
			Yokohama	Commodities not specified according to kind	0.3		0.3		0.3	0.3		
		Electrical machinery and equipment and parts	263		263		263	263				
		Mechanical handling equipment and parts	7		31		7	31				
	Motor vehicles	45		126		45	126					
	Korea, South	Busan	Civil engineering & contractors' plant & equipment	11		11		11	11			
		Incheon	Scrap metals				9,094		9,094			
	Taiwan	Kaohsiung	Iron and steel			3,084			3,084			
			Iron or steel articles			606			606			
	Oceania	Papua New Guinea	Lae	Furnitures and fittings		202		202	202	202		
	South East Asia	Thailand	Laem Chabang	Agricultural machinery (excluding tractor) & parts				14		14		
				Motor vehicles	748		1,618		748	1,618		
		Vietnam	Haiphong	Live cattle		1,309		3,813		1,309	3,813	
			Phu-My	Live cattle		2,479		3,794		2,479	3,794	
			Saigon ITV/Phu My	Live cattle		1,350		2,567		1,350	2,567	
	West Asia	Jordan	Al 'Aqabah	Mechanical handling equipment and parts		35		35		35	35	
		United Arab Emirates	Jebel Ali	Motor vehicles				47			47	
Western Europe	United Kingdom	London	Refined non-ferrous metals		14,003		32,008		14,003	32,008		
DRY BULK	East Asia	China	Fangcheng	Copper ores and concentrates			10,562			10,562		
				Ores and concentrates nes			5,934			5,934		
				Zinc ores and concentrates		12,108		35,717		12,108	35,717	
			Huangpu	Zinc ores and concentrates		11,813		11,813		11,813	11,813	
			Lianyungang	Ores and concentrates nes		5,604		5,604		5,604	5,604	
			Zinc ores and concentrates			11,002				11,002		
		Nanjing	Ores and concentrates nes		4,618		4,618		4,618	4,618		
		Zinc ores and concentrates			10,000				10,000			
		Qinhuangdao	Copper ores and concentrates		11,004		11,004		11,004	11,004		
		Tianjin	Nitrogenous fertilisers	4,012		4,012		4,012	4,012			
		Tianjinxingang	Zinc ores and concentrates		10,050		10,050		10,050	10,050		
		Yantai	Ores and concentrates nes		5,420		5,420		5,420	5,420		
		Japan	Chiba	Sugar and by-products				25,000			25,000	
			Kinuura	Sugar and by-products			26,000		26,000		26,000	
			Kobe	Sugar and by-products				27,000			27,000	
			Osaka	Sugar and by-products			25,000		25,000		25,000	
			Inchon	Sugar and by-products			42,000		84,000		42,000	84,000
			Kunsan	Sugar and by-products			25,000		25,000		25,000	
	Onsan	Ores and concentrates nes			11,205		27,719		11,205	27,719		
		Zinc ores and concentrates			22,832		48,834		22,832	48,834		
	Ulsan	Sugar and by-products				44,000				44,000		
	Latin America & Caribbean	Mexico	Topolobampo	Fertilisers nes		27,009		27,009		27,009	27,009	
	Latin America & Caribbean	Chile	Mejillones	Zinc ores and concentrates	21,672		21,672		21,672	21,672		
	North America - East	Alaska	Red Dog	Zinc ores and concentrates	43,443		43,443		43,443	43,443		
	North America - West	Canada	Vancouver	Fertiliser nes			14,572				14,572	
			United States	Crockett	Sugar and by-products		13,711		13,711		13,711	13,711
		New Orleans	Fertilisers nes		50,002		50,002		50,002	50,002		
		Portland	Potassic fertilisers			6,468				6,468		
		Waggaman	Livestock feedstuffs			12,664				12,664		
	Oceania	Australia	Geraldton	Zinc ores and concentrates	5,603		5,603		5,603	5,603		
		Gladstone	Construction materials	22,010		71,419		22,010	71,419			
	South Asia	Bangladesh	Chittagong	Fertilisers nes				108,471		108,471		
	South East Asia	Indonesia	Bontang - Kl	Nitrogenous fertilisers			8,869			8,869		
			Panjang	Sugar and by-products				50,000		50,000		
		Malaysia	Sipitang - Sabah	Nitrogenous fertilisers			7,488			7,488		
		Vietnam	Haiphong	Livestock feedstuffs		320		710		320	710	
		Phu-My	Livestock feedstuffs		711		992		711	992		
		Saigon ITV/Phu My	Livestock feedstuffs		331		583		331	583		
	West Asia	Qatar	Mesaieed	Nitrogenous fertilisers	10,210		10,210		10,210	10,210		
	Western Europe	Germany	Nordenham	Zinc ores and concentrates				15,020			15,020	
Spain		Aviles	Zinc ores and concentrates				37,309			37,309		
WET BULK	East Asia	China	Zhenjiang	Petroleum products nes			2,693			2,693		
			Japan	Sakai	Diesel	196		196		196	196	
		Petrol	6,450		6,450		6,450	6,450				
		Kashima - Saga	Caustic soda (sodium hydroxide)	2,151		2,151		2,151	2,151			
		Korea, South	Daesan	Aviation fuels	613		613		613	613		
			Diesel	691		691		691	691			
			Onsan	Diesel	13,495		13,495		13,495	13,495		
		Yeosu (ex Yosu)	Diesel	27,141		27,141		27,141	27,141			
	Petrol	1,149		1,149		1,149	1,149					
	Petroleum products nes			2,040				2,040				
	Oceania	Australia	Brisbane	Inorganic chemicals nes		10,001		20,003		10,001	20,003	
			Sugar and by-products		7,501		7,501		7,501	7,501		
			Bundaberg	Sugar and by-products				8,300			8,300	
			Geelong	Aviation fuels			793			793		
		Diesel			192				192			
		Petrol			1,149				1,149			
		Melbourne	Sugar and by-products		4,500		11,007		4,500	11,007		
New Zealand		Bluff	Sugar and by-products				10,000			10,000		
	New Plymouth	Sugar and by-products				9,500			9,500			
Tauranga	Sugar and by-products			8,500		8,500		8,500	8,500			

Bulk Mode	Region	Country (Origin/Destination)	Port (Origin/Destination)	Commodity	AUG 2020		YTD FY21		AUG 2020	YTD FY21
					Import	Export	Import	Export	Total	Total
	South East Asia	Indonesia	Nipah	Diesel			16,513		-	16,513
		Malaysia	Johor Bahru	Aviation fuels			2,496		-	2,496
				Diesel	13,461		13,461		13,461	13,461
			Malacca	Diesel			14,065		-	14,065
			Tanjong Bin	Diesel			12,999		-	12,999
		Singapore	Singapore	Aviation fuels	1,498		1,498		1,498	1,498
				Diesel	11,842		12,291		11,842	12,291
		Thailand	Rayong	Petrol	4,443		14,513		4,443	14,513
				Petroleum products nes			3,469		-	3,469
<b>Grand Total</b>						<b>192,654</b>	<b>374,630</b>	<b>366,212</b>	<b>891,479</b>	<b>567,284</b>





Region	Country (Origin/Destination)	Port (Origin/Destination)	Commodity	IMPORT - AUG 2020						Import Total	EXPORT - AUG 2020						Export Total	Grand Total	
				20ft			40ft				NonStd	20ft			40ft				
				Dry	Reefer	Tank	Dry	Reefer	Tank		Dry	Dry	Reefer	Tank	Dry	Reefer			Tank
		Wuhu	Tubes, pipes, hoses and fittings				2					2						2	
		Xiamen	Inorganic chemicals nes	6								6						6	
			Iron or steel articles	1								1						1	
			Tyres				2					2						2	
		Xiaolan	General industrial machinery and equipment	1			2					3						3	
		Xingang	Glass	1								1						1	
			Inorganic chemicals nes	1								1						1	
			Iron and steel	5								5						5	
			Iron or steel articles	1			22					23						23	
			Nitrogenous fertilisers	14								14						14	
			Non-ferrous metals, aluminium articles	4			2					6						6	
			Organic chemicals	1								1						1	
			Potassic fertilisers	4								4						4	
		Yantian	Electrical machinery and equipment and parts	1								1						1	
		Yueyang	Inorganic chemicals nes	2								2						2	
			Nitrogenous fertilisers	9								9						9	
		Zhangjiagang	Tyres				4					4						4	
		Zhuhai	Plastic articles	1								1						1	
	Japan	Nagoya - Aichi	Tyres				8					8						8	
		Yokohama	Meat and meat preparations										7				7	7	
	Korea, South	Busan	Empty containers									8		14			22	22	
			Tyres				24					24						24	
		Inchon	Iron and steel	8								8						8	
			Refined non-ferrous metals									15					15	15	
		Pusan	Electrical machinery and equipment and parts	11								11						11	
			General industrial machinery and equipment	2			2					4						4	
			Iron or steel articles				2					2						2	
			Mechanical handling equipment and parts				6					6						6	
			Mixed commodities				2					2						2	
			Power-generating machinery and equipment	1								1						1	
			Refined non-ferrous metals	22								22						22	
			Rubber articles	2								2						2	
			Scrap metals									31					31	31	
			Tubes, pipes, hoses and fittings				2					2						2	
			Tyres	1								1						1	
	Taiwan	Kaohsiung	Empty containers										6				6	6	
			Iron and steel	2								2						2	
			Plastics in primary forms	3								3						3	
			Refined non-ferrous metals									42					42	42	
			Tyres	1								1						1	
		Keelung (Chilung)	Iron and steel				2					2						2	
			Refined non-ferrous metals									69					69	69	
		Taichung	Refined non-ferrous metals									8					8	8	
			Sulphates; of copper	3								3						3	
			Tyres				2					2						2	
		Taipei	Potassic fertilisers	1								1						1	
Eastern Europe	Lithuania	Klaipeda	Potassic fertilisers	15								15						15	
	Poland	Gdansk	Inorganic chemicals nes	1								1						1	
	Russia	Saint Petersburg (Ex Leningrad)	Sulphates; of copper	22								22						22	
		Vostochniy - Port	Sulphates; of copper	4								4						4	
Latin America & Caribbean - B	Brazil	Navegantes	Wood articles				6					6						6	
North America - West	Canada	Montreal	Precious metals, metals clad with precious metal										6				6	6	
	United States	Seattle	Iron or steel articles	1								1						1	
Northern Europe	Norway	Moss	Chemicals products nes				2					2						2	
Oceania	Australia	Darwin	Empty containers	90								90						90	
	Papua New Guinea	Lae	Empty containers	897		7						904						904	
			Inorganic chemicals nes			12						12						12	
			Other machinery & equipment for specific industry	1								1						1	
			Scrap metals	1								1						1	
			Textiles and textile articles									1					1	1	
		Madang	Livestock feedstuffs	12								12						12	
		Motukea Island	Empty containers	622								622						622	
			General industrial machinery and equipment	1								1						1	
			Non-motorised vehicles and parts	1								1						1	
			Scrap metals	2								2						2	





Region	Country (Origin/Destination)	Port (Origin/Destination)	Commodity	IMPORT - AUG 2020							Import Total	EXPORT - AUG 2020						Export Total	Grand Total			
				20ft			40ft			NonStd		20ft			40ft							
				Dry	Reefer	Tank	Dry	Reefer	Tank	Dry		Dry	Reefer	Tank	Dry	Reefer	Tank					
			Refined non-ferrous metals															24	24			
			Tyres	1							1								1	1		
		Qui Nhon	Furnitures and fittings				2				2								2	2		
Southern Europe	Italy	Genoa	Chemicals products nes	7							7								7	7		
			Inorganic chemicals nes	2								2								2	2	
			Tubes, pipes, hoses and fittings				2						2								2	2
			Venezia	Iron or steel articles	6								6								6	6
West Asia	Jordan	Al 'Aqabah	Inorganic chemicals nes	3							3								3	3		
	Oman	Sohar	Refined non-ferrous metals									14							14	14		
	Qatar	Hamad	Refined non-ferrous metals									4							4	4		
	Saudi Arabia	Ad Dammam	Refined non-ferrous metals									4							4	4		
		Jeddah	Refined non-ferrous metals									9							9	9		
	United Arab Emirates	Abu Dhabi	Refined non-ferrous metals									12							12	12		
		Jebel Ali	Glass	1								1							1	1		
			Refined non-ferrous metals									60							60	60		
			Textiles and textile articles												4				4	4		
		Mina Khalifa/Abu Dhabi	Refined non-ferrous metals									20							20	20		
	Sharjah	Motor vehicles; parts and accessories									1			20				21	21			
Western Europe	Belgium	Antwerpen	Fertilisers nes	21							21								21	21		
			Nitrogenous fertilisers	3								3								3	3	
			Ores and concentrates nes										20							20	20	
	Netherlands	Rotterdam	Agricultural machinery (excluding tractor) & parts				2					2								2	2	
			Ceramic products	7			2					9								9	9	
			Chemicals products nes				12					12								12	12	
			Plastic articles	1								1								1	1	
			Tubes, pipes, hoses and fittings				8					8								8	8	
		Tungsten ores and concentrates									1								1	1		
	Portugal	Lisboa	Fertilisers nes	2								2								2	2	
			Nitrogenous fertilisers	3								3								3	3	
Potassic fertilisers			1								1								1	1		
Spain	Algeciras	Inorganic chemicals nes	22							22								22	22			
<b>Grand Total</b>				<b>2,427</b>		<b>19</b>	<b>628</b>			<b>2.4</b>	<b>3,076</b>	<b>1,886</b>	<b>7</b>	<b>396</b>	<b>2</b>		<b>2,291</b>	<b>5,367</b>				









Region	Country (Origin/Destination)	Port (Origin/Destination)	Commodity	IMPORT - YTD AUG 2020						Import Total	EXPORT - YTD AUG 2020						Export Total	Grand Total	
				20ft			40ft				NonStd	20ft			40ft				
				Dry	Reefer	Tank	Dry	Reefer	Tank		Dry	Dry	Reefer	Tank	Dry	Reefer			Tank
		Hazira	Inorganic chemicals nes	1						1								1	
		Jawaharlal Nehru (Nhava Sheva)	Inorganic chemicals nes								2							2	
			Tyres				2				2							2	
		Mundra	Iron or steel articles	2							2							2	
			Rubber articles											2				2	
			Tyres				6				6							6	
		Pipavav (Victor) Port	Albuminoidal substances, starches, glues, enzymes	2							2							2	
			Iron or steel articles	12							12							12	
		Tuticorin	Iron or steel articles	16							16							16	
		Pakistan	Karachi	Scrap metals											2			2	
		Textiles and textile articles				4			4							4			
Sri Lanka	Colombo	Tyres	2						2							2			
South East Asia	Indonesia	Jakarta - Java	Glass	3						3							3		
			Inorganic chemicals nes	5						5							5		
			Potassic fertilisers	1							1						1		
			Refined non-ferrous metals									34					34		
			Tyres	1			4				5						5		
		Semarang - Java	Furnitures and fittings	1						1							1		
		Surabaya - Tanjung Perak - Java	Electrical machinery and equipment and parts				2				2							2	
			Glass	3							3							3	
			Wood articles	6							6							6	
			Wood pulp and waste paper											6			6		
	Malaysia	Pasir Gudang - Johor	Furnitures and fittings	1			2			3							3		
			Inorganic chemicals nes	2						2							2		
			Natural abrasives	8							8							8	
			Organic chemicals	1							1	1					1		
			Paper and paperboard	4							4							4	
			Refined non-ferrous metals									51					51		
		Penang (Georgetown)	Iron and steel				12				12							12	
			Refined non-ferrous metals									36					36		
		Port Kelang	Cereals									23					23		
			Empty containers									33			228	2	263		
			Furnitures and fittings	1							1						1		
			General industrial machinery and equipment	1							1						1		
			Heating and cooling equipments and parts	3			16				19						19		
			Inorganic chemicals nes				2				2						2		
			Iron or steel articles	1							1						1		
			Lime	21							21	35					35		
			Non-ferrous metals, zinc articles									7					7		
			Plastics in primary forms				4				4			2			2		
			Refined non-ferrous metals									38					38		
			Rubber articles	4							4						4		
	Scrap metals										1		16			17			
	Ships, boats and floating structures				2				2						2				
	Tyres				2				2						2				
	Philippines	Cebu	Non-motorised vehicles and parts											2		2			
		Manila	Manufactured goods nes											2		2			
			Mixed commodities											2		2			
			Potassic fertilisers	3							3					3			
			Textiles and textile articles	2							2					2			
			Vegetables									4				4			
	Singapore	Singapore	Civil engineering & contractors' plant & equipment				2			2						2			
Electrical machinery and equipment and parts						4			4						4				
Empty containers												1			1				
Iron or steel articles			1						1						1				
Livestock feedstuffs			2						2						2				
Thailand	Bangkok	Crude minerals	4						4						4				
		Heating and cooling equipments and parts				2			2						2				
		Inorganic chemicals nes	2						2						2				
		Iron or steel articles	61			2			63						63				
		Lime	3						3						3				
		Motor vehicles; parts and accessories				2			2						2				
		Refined non-ferrous metals									23				23				
		Stone, sand and gravel	29						29						29				
Textiles and textile articles	1						1						1						

Region	Country (Origin/Destination)	Port (Origin/Destination)	Commodity	IMPORT - YTD AUG 2020						Import Total	EXPORT - YTD AUG 2020						Export Total	Grand Total		
				20ft			40ft				NonStd	20ft			40ft					
				Dry	Reefer	Tank	Dry	Reefer	Tank		Dry	Dry	Reefer	Tank	Dry	Reefer			Tank	
	Laem Chabang		Agricultural machinery (excluding tractor) & parts														2	2	2	
			Caustic soda (sodium hydroxide)	4							4								4	4
			Heating and cooling equipments and parts	5			82				87								87	87
			Motor vehicles; parts and accessories	1			2				3								3	3
			Plastic articles				4				4								4	4
			Refined non-ferrous metals											75					75	75
			Tubes, pipes, hoses and fittings											1					1	1
			Tyres	2			12				14								14	14
	Timor-Leste	Dili	Motor vehicles													1	1	1		
	Vietnam	Haiphong		Refined non-ferrous metals													136	136	136	
				Textiles and textile articles	1							1							1	1
				Wood articles	1			2				3							3	3
		Ho Chi Minh City		Furnitures and fittings				14				14							14	14
				General industrial machinery and equipment				4				4							4	4
				Livestock feedstuffs				8				8							8	8
				Mixed commodities	1							1							1	1
				Paper and paperboard				4				4							4	4
				Refined non-ferrous metals											55				55	55
				Textiles and textile articles				4				4							4	4
				Tyres	1							1							1	1
Wood							2				2							2	2	
Qui Nhon	Furnitures and fittings				6				6							6	6			
Southern Europe	Italy	Genoa	Chemicals products nes	7													7	7		
			Inorganic chemicals nes	2							2						2	2		
			Printing and bookbinding machinery and parts				2				2							2	2	
			Tubes, pipes, hoses and fittings				2				2							2	2	
		Venezia	Iron or steel articles	6							6						6	6		
West Asia	Jordan	Al 'Aqabah	Inorganic chemicals nes	3												3	3			
	Oman	Sohar	Refined non-ferrous metals									14				14	14			
	Qatar	Hamad	Refined non-ferrous metals									4				4	4			
	Saudi Arabia	Ad Dammam	Refined non-ferrous metals										7				7	7		
		Jeddah	Refined non-ferrous metals										20				20	20		
	United Arab Emirates	Abu Dhabi	Refined non-ferrous metals										12				12	12		
		Jebel Ali	Glass	2							2						2	2		
			Power-generating machinery and equipment												2			2	2	
			Refined non-ferrous metals											160				160	160	
		Textiles and textile articles												6			6	6		
Mina Khalifa/Abu Dhabi	Refined non-ferrous metals										20				20	20				
Sharjah	Motor vehicles; parts and accessories												46		46	46				
Western Europe	Belgium	Antwerpen	Fertilisers nes	27													27	27		
			Inorganic chemicals nes	4													4	4		
			Manufactured goods nes	1														1	1	
			Nitrogenous fertilisers	5														5	5	
			Ores and concentrates nes											40				40	40	
	Germany	Hamburg	Mechanical handling equipment and parts	1												1	1			
	Netherlands	Rotterdam	Agricultural machinery (excluding tractor) & parts				2				2						2	2		
			Ceramic products	7			2				9						9	9		
			Chemicals products nes	5			12				17						17	17		
			Metalworking machinery and parts				2				2						2	2		
			Organic chemicals	2			2				4						4	4		
			Plastic articles	1							1						1	1		
			Plastics in primary forms	6							6						6	6		
			Tubes, pipes, hoses and fittings				8				8						8	8		
			Tungsten ores and concentrates											1				1	1	
	Portugal	Lisboa	Fertilisers nes	2												2	2			
			Nitrogenous fertilisers	6												6	6			
			Potassic fertilisers	1												1	1			
	Spain	Algeciras	Inorganic chemicals nes	36												36	36			
	<b>Grand Total</b>				4,666	9	29	1,048			2.4	5,754	3,627	12	5	814	2	4,460	10,214	