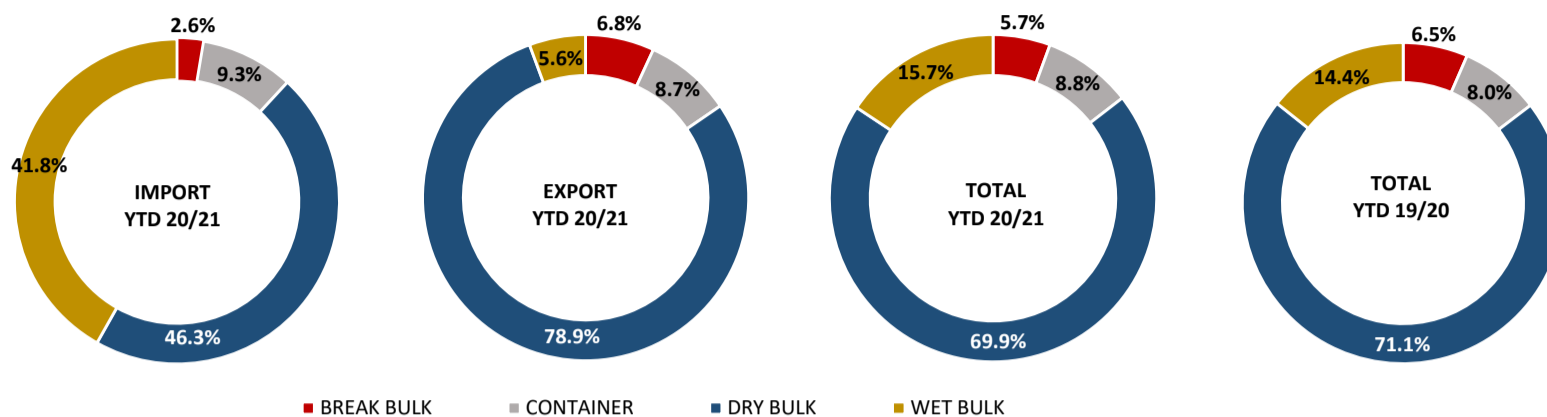


SUMMARY BULKS & CONTAINERISED Goods Tonne	JUN 2020	YTD FY20	JUN 2021		YTD FY21		JUN 2021	YTD FY21
	Total (% Chg)	Total (% Chg)	Import	Export	Import	Export	Total	Total
BREAK BULK	▼ 33.1%	▼ 18.3%	4,213	29,901	56,384	381,154	34,113	437,539
CONTAINER	▲ 61.4%	▲ 3.5%	18,593	33,232	199,158	467,877	51,825	667,035
DRY BULK	▲ 18.6%	▼ 7.4%	26,025	376,835	990,849	4,401,057	402,859	5,391,906
WET BULK	▲ 31.0%	▲ 2.7%	79,815	8,340	895,335	312,789	88,155	1,208,124
<b>Grand Total</b>	<b>▲ 17.7%</b>	<b>▼ 5.8%</b>	<b>128,646</b>	<b>448,307</b>	<b>2,141,726</b>	<b>5,562,878</b>	<b>576,953</b>	<b>7,704,604</b>

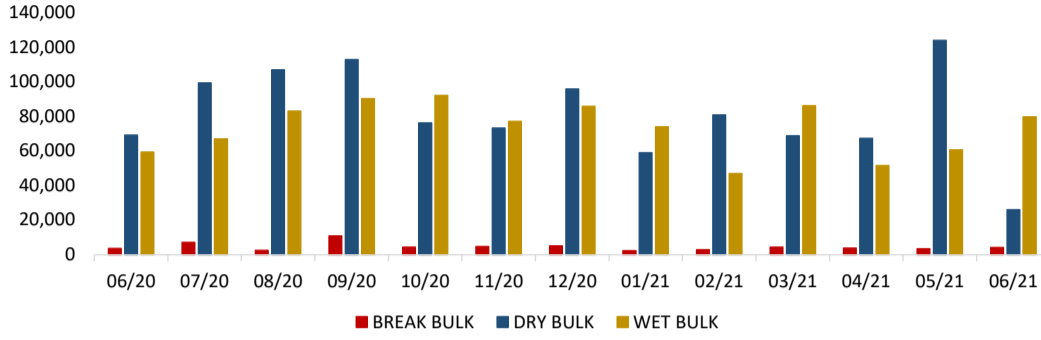


Vessel Category	LOA Group	GRT Group	Commodity	JUN 2021		YTD FY21		JUN 2021	YTD FY21
				Import	Export	Import	Export	Total	Total
BULK CARRIER	> 182.9	20,001 - 25,000	Fertiliser				30,259	-	30,259
			Mineral Ores and Concentrates		35,000	57,838	198,227	35,000	256,065
			Refined Minerals and Metals		11,004		11,004	11,004	11,004
			Sugar and By-Products				40,711	-	40,711
		25,001 - 30,000	Fertiliser			4,998		-	4,998
			Mineral Ores and Concentrates				47,934	-	47,934
			Sugar and By-Products				330,000	-	330,000
			Fertiliser				300,743	-	300,743
		30,001 - 35,000	Mineral Ores and Concentrates		46,087	130,505	106,365	46,087	236,870
			Refined Minerals and Metals				12,703	-	12,703
			Sugar and By-Products		50,000		641,858	50,000	641,858
			Fertiliser			13,333		-	13,333
	35,001 - 40,000	Fertiliser		95,007		195,028	95,007	195,028	
		Refined Minerals and Metals				15,501	-	15,501	
		Sugar and By-Products				92,000	-	92,000	
		Fertiliser			15,143		-	15,143	
	121.9 - 182.9	10,000 - 15,000	Fertiliser				5,002	-	5,002
			Mineral Ores and Concentrates				16,507	-	16,507
		15,001 - 20,000	Construction Materials	20,003		443,803		20,003	443,803
			Mineral Ores and Concentrates			19,986		-	19,986
			Fertiliser			16,581	116,259	-	132,840
			Metal By-Products, Waste and Scrap				9,588	-	9,588
			Mineral Ores and Concentrates				316,565	-	316,565
		20,001 - 25,000	Sugar and By-Products		49,000		302,600	49,000	302,600
Animal Feedstuffs						12,664	-	12,664	
Fertiliser			6,022		73,380	222,513	6,022	295,893	
Manufactured Goods					10,667		-	10,667	
Metal By-Products, Waste and Scrap				8,867		17,961	8,867	17,961	
25,001 - 30,000	Mineral Ores and Concentrates		61,691	65,533	779,409	61,691	844,942		
	Refined Minerals and Metals				115,414	-	115,414		
	Sugar and By-Products				218,648	-	218,648		
	Fertiliser			34,284		-	34,284		
	Animal Feedstuffs				7,132	-	7,132		
> 182.9	25,001 - 30,000	Fertiliser			7,488	-	7,488		
		Mineral Ores and Concentrates		17,031		48,354	17,031	48,354	
		Sugar and By-Products				54,392	-	54,392	
		Animal Feedstuffs				423	-	423	
		Chemicals Products (including sulphates)			13,911	15	-	13,926	
		Crude Materials			387		-	387	
		Empty containers			397		-	397	
		Fertiliser			1,338	198	-	1,536	
		Foods and Grains			266	500	-	766	
		Manufactured Goods			6,603	1,753	-	8,356	
		Metal By-Products, Waste and Scrap			199	281	-	481	
		Petroleum Products			118		-	118	
Plant, Machinery and Equipments			2,441		-	2,441			
121.9 - 182.9	< 10,000	Refined Minerals and Metals			1,166	62,438	-	63,604	
		Animal Feedstuffs	113	440	233	440	553	673	
		Chemicals Products (including sulphates)	5,477		15,605		5,477	15,605	
		Crude Materials	258		258		258	258	
		Empty containers	-	-	26	-	-	26	
		Fertiliser	523		571		523	571	
		Foods and Grains	23	144	65	144	167	209	
		Manufactured Goods	2,668		4,194	459	2,668	4,653	
		Metal By-Products, Waste and Scrap	46	117	255	902	163	1,157	
		Mineral Ores and Concentrates			7,281	14,550	7,281	14,550	
		Plant, Machinery and Equipments	574		1,630		574	1,630	
		Refined Minerals and Metals	285	5,294	1,499	56,253	5,580	57,752	
> 182.9	30,001 - 35,000	Animal Feedstuffs			124	44	-	168	
		Chemicals Products (including sulphates)	39	197	1,218	1,782	236	3,000	
		Crude Materials			281	1,008	-	1,289	
		Empty containers			54	418	-	472	
		Fertiliser			475	651	-	1,126	
		Foods and Grains			4	9	-	13	
		Manufactured Goods	438	41	10,190	920	480	11,110	
		Metal By-Products, Waste and Scrap			53		-	53	
		Mineral Ores and Concentrates				25	-	25	
		Plant, Machinery and Equipments	4		894	113	4	1,008	
		Refined Minerals and Metals				4,335	-	4,335	
		Animal Feedstuffs			827	2,829	-	3,656	
Construction Materials			25		-	25			
Chemicals Products (including sulphates)			19,229	14	-	19,243			

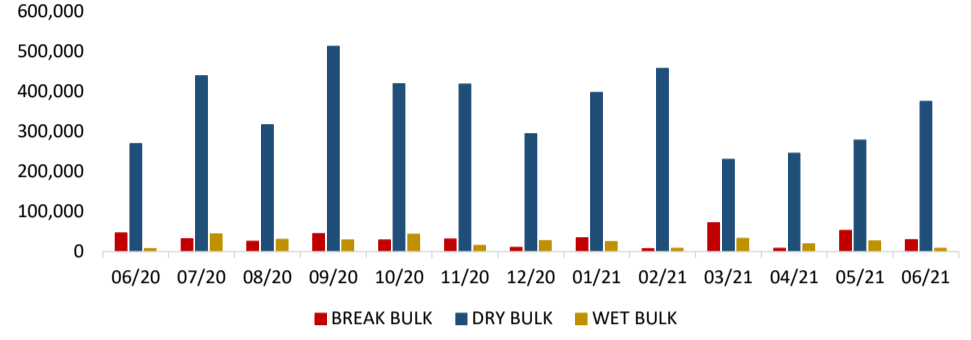
Vessel Category	LOA Group	GRT Group	Commodity	JUN 2021		YTD FY21		JUN 2021	YTD FY21					
				Import	Export	Import	Export	Total	Total					
			Crude Materials			2,409	3,440	-	5,849					
			Empty containers			63		-	63					
			Fertiliser			4,298		-	4,298					
			Foods and Grains			411		-	411					
			Manufactured Goods			22,156	479	-	22,635					
			Metal By-Products, Waste and Scrap				611	-	611					
			Mineral Ores and Concentrates				48,156	-	48,156					
			Plant, Machinery and Equipments			6,375	11	-	6,386					
			Refined Minerals and Metals				44,912	-	44,912					
		15,001 - 20,000			Animal Feedstuffs	100		486	23	100	508			
					Construction Materials			47		-	47			
					Chemicals Products (including sulphates)	2,192	94	17,230	936	2,286	18,165			
					Crude Materials	148	202	1,714	2,848	350	4,562			
					Empty containers	64	1,036	213	2,504	1,100	2,718			
					Fertiliser	302		4,778	9,081	302	13,860			
					Foods and Grains	8	2,418	85	16,126	2,427	16,211			
					Manufactured Goods	3,124	535	28,616	4,992	3,659	33,608			
					Metal By-Products, Waste and Scrap	45	164	99	4,092	209	4,192			
					Mineral Ores and Concentrates				724	-	724			
					Plant, Machinery and Equipments	1,075	449	6,890	5,571	1,523	12,460			
					Refined Minerals and Metals	883	14,710	5,319	152,005	15,593	157,324			
					20,001 - 25,000			Animal Feedstuffs				1,290	-	1,290
								Construction Materials			25		-	25
								Chemicals Products (including sulphates)			3,694		-	3,694
		Crude Materials						334	714	-	1,048			
		Empty containers								-				
		Fertiliser						1,068		-	1,068			
		Foods and Grains						119		-	119			
		Manufactured Goods						5,130	116	-	5,246			
		Metal By-Products, Waste and Scrap							343	-	343			
		Mineral Ores and Concentrates							8,979	-	8,979			
		GENERAL CARGO	< 121.9	< 10,000	Commodities not specified according to kind			1		-	1			
					Empty containers					-				
Manufactured Goods	829					4,764		829	4,764					
	> 182.9	20,001 - 25,000	Plant, Machinery and Equipments			263		-	263					
			121.9 - 182.9	< 10,000	Chemicals Products (including sulphates)			21		-	21			
					Commodities not specified according to kind			0		-	0			
					Empty containers				15	-	15			
					Manufactured Goods			5,708	202	-	5,910			
					Mineral Ores and Concentrates			5,603	21,061	-	26,664			
					Plant, Machinery and Equipments			1,606		-	1,606			
					Refined Minerals and Metals			40	38,032	-	38,071			
					10,000 - 15,000		Metal By-Products, Waste and Scrap				4,496	-	4,496	
							Mineral Ores and Concentrates			11,268	22,129	-	33,397	
					20,001 - 25,000		Fertiliser			2,541	3,009	-	5,550	
			Fertiliser					28,681		-	28,681			
			LIVESTOCK	< 121.9	< 10,000	Animal Feedstuffs				1,666	-	1,666		
						Crude Materials				1	-	1		
						Livestock				8,583	-	8,583		
> 182.9	30,001 - 35,000	Animal Feedstuffs					601	-	601					
		Livestock					3,729	-	3,729					
	35,001 - 40,000	Animal Feedstuffs					3,817	-	3,817					
		Livestock					12,594	-	12,594					
121.9 - 182.9	< 10,000	Animal Feedstuffs					250	-	250					
		Livestock					1,146	-	1,146					
	10,000 - 15,000	Animal Feedstuffs			2,130		16,064	2,130	16,064					
		Crude Materials			17		17	17	17					
		Livestock			7,405		65,954	7,405	65,954					
	20,001 - 25,000	Animal Feedstuffs					2,017	-	2,017					
		Crude Materials					27	-	27					
		Livestock					8,226	-	8,226					
25,001 - 30,000	Animal Feedstuffs		1,200		3,298	1,200	3,298							
	Livestock		3,819		16,624	3,819	16,624							
OPEN HATCH CARGO SHIP	> 182.9	20,001 - 25,000	Fertiliser			10,408	5,013	-	15,421					
			Mineral Ores and Concentrates				12,015	-	12,015					
		121.9 - 182.9	20,001 - 25,000	Fertiliser				28,104	-	28,104				
	Manufactured Goods					1,651		-	1,651					
	Metal By-Products, Waste and Scrap						16,658	-	16,658					
	Mineral Ores and Concentrates				11,100		116,969	11,100	116,969					
	Sugar and By-Products					28,000	-	28,000						
	25,001 - 30,000		Animal Feedstuffs			8,640		-	8,640					
			Fertiliser			6,468		-	6,468					
		Mineral Ores and Concentrates				23,605	-	23,605						
	TANKER	< 121.9	< 10,000	Chemicals Products (including sulphates)				10,001	-	10,001				
				Petroleum Products	2,860		20,752		2,860	20,752				
				Sugar and By-Products		8,340		124,596	8,340	124,596				
		> 182.9	20,001 - 25,000	Petroleum Products			7,577	83	-	7,659				
				Petroleum Products	71,293		655,583		71,293	655,583				
30,001 - 35,000			Petroleum Products			71,914		-	71,914					
			Petroleum Products			62,912		-	62,912					
121.9 - 182.9		< 10,000	Chemicals Products (including sulphates)				63,013	-	63,013					
			Foods and Grains				2,167	-	2,167					
			Petroleum Products	2,388		20,764		2,388	20,764					
		10,000 - 15,000	Chemicals Products (including sulphates)			1,899	35,004	-	36,903					
			Petroleum Products	3,275		10,802		3,275	10,802					
15,001 - 20,000	Chemicals Products (including sulphates)			3,051	20,019	-	23,070							
	Petroleum Products			40,082		-	40,082							
VEHICLE CARRIER	> 182.9	> 55,000	Plant, Machinery and Equipments	3,566	35	28,591	674	3,602	29,266					
			Plant, Machinery and Equipments			342		-	342					
			Plant, Machinery and Equipments			3,064	35	-	3,099					
	121.9 - 182.9	45,001 - 50,000	Plant, Machinery and Equipments			1,295	27	-	1,321					
			Plant, Machinery and Equipments					-						
<b>Grand Total</b>				<b>128,646</b>	<b>448,307</b>	<b>2,141,726</b>	<b>5,562,878</b>	<b>576,953</b>	<b>7,704,604</b>					

SUMMARY BULKS Goods Tonnes	JUN 2020	YTD FY20	JUN 2021		YTD FY21		JUN 2021	YTD FY21
	Total (% Chg)	Total (% Chg)	Import	Export	Import	Export	Total	Total
BREAK BULK	▼ 33.1%	▼ 18.3%	4,213	29,901	56,384	381,154	34,113	437,539
DRY BULK	▲ 18.6%	▼ 7.4%	26,025	376,835	990,849	4,401,057	402,859	5,391,906
WET BULK	▲ 31.0%	▲ 2.7%	79,815	8,340	895,335	312,789	88,155	1,208,124
<b>Grand Total</b>	<b>▲ 14.7%</b>	<b>▼ 6.6%</b>	<b>110,053</b>	<b>415,075</b>	<b>1,942,568</b>	<b>5,095,001</b>	<b>525,128</b>	<b>7,037,569</b>

Monthly Imports by Bulk Type (Tonnes)



Monthly Exports by Bulk Type (Tonnes)



Bulk Mode	Region	Country (Origin/Destination)	Port (Origin/Destination)	Commodity	JUN 2021		YTD FY21		JUN 2021	YTD FY21		
					Import	Export	Import	Export	Total	Total		
BREAK BULK	East Asia	China	Nansha	Furnitures and fittings			178		-	178		
			Shanghai	Iron or steel articles			0		-	0		
				Refined non-ferrous metals				52,554	-	52,554		
			Changchun Longjia Internatio	Civil engineering & contractors' plant & equipment				65	-	65		
		Japan	Chofu	Tyres		646		9,893		646	9,893	
			Hiroshima	Motor vehicles		130		1,853		130	1,853	
			Kobe	Mechanical handling equipment and parts				1		-	1	
				Power-generating machinery and equipment				10		-	10	
			Mizushima	Motor vehicles				681		-	681	
			Nagoya - Aichi		Mechanical handling equipment and parts				175		-	175
					Motor vehicles		951		10,159		951	10,159
					Motor vehicles; parts and accessories				8		-	8
			Nakanoseki	Motor vehicles		102		909		102	909	
			Toyohashi	Motor vehicles		50		355		50	355	
			Yokohama		Commodities not specified according to kind				2		-	2
					Electrical machinery and equipment and parts				263		-	263
					Mechanical handling equipment and parts				134		-	134
					Motor vehicles		620		3,679		620	3,679
			Kanda		Non-motorised vehicles and parts				51		-	51
					Motor vehicles				881		-	881
		Korea, South		Busan	Civil engineering & contractors' plant & equipment				11		-	11
					Heating and cooling equipments and parts				17		-	17
					Mechanical handling equipment and parts				210		-	210
					Other machinery & equipment for specific industry				12		-	12
		Incheon		Scrap metals					9,094	-	9,094	
		Inchon		Civil engineering & contractors' plant & equipment					36		-	36
				Motor vehicles; parts and accessories					0		-	0
		Pusan		Heating and cooling equipments and parts					8		-	8
			Iron or steel articles					190		-	190	
			Mechanical handling equipment and parts		0		0			0	0	
			Refined non-ferrous metals				7,005		7,005		7,005	
		Pyongtaek	Motor vehicles					19		-	19	
		Ulsan	Motor vehicles		8		33		8	33		
		Mokpo	Motor vehicles		2		6		2	6		
		Gwangyang	Motor vehicles		14		14		14	14		
		Taiwan	Kaohsiung	Iron and steel				10,062		-	10,062	
				Iron or steel articles				606		-	606	
			Keelung (Chilung)	Refined non-ferrous metals					8,611	-	8,611	
		Oceania	Australia	Fremantle	Civil engineering & contractors' plant & equipment					372	-	372
					Motor vehicles; parts and accessories					1	-	1
			New Zealand	Tauranga	Electrical machinery and equipment and parts					3	-	3
			Papua New Guinea	Lae	Furnitures and fittings					202	-	202
		General industrial machinery and equipment							29	-	29	
				Motor vehicles				0	-	0		
		South Africa	South Africa	Richards Bay	Other machinery & equipment for specific industry			337		337	337	
		South Asia	India	Mundra	Motor vehicles		1		69		1	69
				Mumbai (Ex Bombay)	Electrical machinery and equipment and parts				279		-	279
		South East Asia	Brunei	Muara	Live cattle					760	-	760
			Indonesia	Jakarta - Java	Live cattle					31,229	-	31,229
Panjang	Live cattle					1,957		5,172		1,957	5,172	
Tanjung Priok	Live cattle						1,863		8,327		1,863	8,327
	Livestock feedstuffs								5		-	5
	Wood						1		-	1		
Belawan - Sumatra			Live cattle					2,618	-	2,618		
Philippines	Subic Bay		Live cattle				2,027	-	2,027			
Thailand	Laem Chabang		Agricultural machinery (excluding tractor) & parts					110	-	110		
			Civil engineering & contractors' plant & equipment					54	-	54		
			Electrical machinery and equipment and parts					31	-	31		
			Motor vehicles		1,690		14,177		1,690	14,177		
Vietnam	Ban Map Ta Phut		Scrap metals					4,496	-	4,496		
			Iron or steel articles					184	-	184		
			Live cattle			4,448		27,650		4,448	27,650	
			Livestock feedstuffs			260		260		260	260	
			Wood			5		5		5	5	
			Wood articles					147		-	147	
		Hon La	Live cattle					2,314	-	2,314		
		Phu-My	Live cattle		1,234		13,241		1,234	13,241		
		Saigon ITV/Phu My	Live cattle			1,724		5,900		1,724	5,900	
				Livestock feedstuffs			18		38		18	38
Wood					12		12		12	12		
Da Nang	Scrap metals					9,588	-	9,588				
Vung Tau	Live cattle						6,947	-	6,947			
		Livestock feedstuffs					30	-	30			
		Wood					15	-	15			
Vung Ang	Live cattle					6,280	-	6,280				
Son Duong	Scrap metals					16,658	-	16,658				
Cai Lan	Live cattle					3,729	-	3,729				
Southern Europe	Italy	Genoa	Other machinery & equipment for specific industry				73	-	73			
	Egypt	El Iskandariya (= Alexandria)	Civil engineering & contractors' plant & equipment				15	-	15			
West Asia	Jordan	Al 'Aqabah	Mechanical handling equipment and parts				35	-	35			
United Arab Emirates	Jebel Ali		Civil engineering & contractors' plant & equipment			35		35	35			
			Motor vehicles					47	-	47		
Western Europe	Belgium	Maurage	Live cattle				665	-	665			
United Kingdom	London		Refined non-ferrous metals			11,004		11,004	154,622			
			Motor vehicles					24	-	24		

Bulk Mode	Region	Country (Origin/Destination)	Port (Origin/Destination)	Commodity	JUN 2021		YTD FY21		JUN 2021	YTD FY21																																																										
					Import	Export	Import	Export	Total	Total																																																										
DRY BULK	East Asia	China	Penit	Mechanical handling equipment and parts			946		-	946																																																										
			Fangcheng	Copper ores and concentrates				21,770	-	21,770																																																										
				Ores and concentrates nes				23,218	-	23,218																																																										
				Zinc ores and concentrates		12,082		134,491	12,082	134,491																																																										
			Huangpu	Copper ores and concentrates		11,108		11,108	11,108	11,108																																																										
				Zinc ores and concentrates				73,377	-	73,377																																																										
			Huludao	Zinc ores and concentrates				11,203	-	11,203																																																										
			Jinzhou	Zinc ores and concentrates				5,739	-	5,739																																																										
			Lianyungang	Copper ores and concentrates				10,499	-	10,499																																																										
				Ores and concentrates nes		5,645		36,439	5,645	36,439																																																										
				Zinc ores and concentrates		22,434		180,639	22,434	180,639																																																										
			Nanjing	Ores and concentrates nes				16,118	-	16,118																																																										
				Zinc ores and concentrates				10,000	-	10,000																																																										
			Qinhuangdao	Copper ores and concentrates				11,004	-	11,004																																																										
			Rizhao	Ores and concentrates nes				19,986	4,304	-	24,290																																																									
			Tianjin	Nitrogenous fertilisers				7,513		-	7,513																																																									
				Zinc ores and concentrates				11,811	-	11,811																																																										
			Tianjinxingang	Zinc ores and concentrates			12,154	34,219	12,154	34,219																																																										
			Yantai	Ores and concentrates nes			5,906	11,326	5,906	11,326																																																										
			Japan	Japan	Japan	Chiba	Sugar and by-products		24,000	75,000	24,000	75,000																																																								
						Hikoshima	Zinc ores and concentrates			22,357	-	22,357																																																								
						Ichihara	Sugar and by-products			25,000	-	25,000																																																								
						Kinuura	Sugar and by-products			26,000	-	26,000																																																								
						Kobe	Sugar and by-products			27,000	-	27,000																																																								
						Moji/Kitakyushu	Sugar and by-products			24,000	-	24,000																																																								
						Onahama	Zinc ores and concentrates			11,802	-	11,802																																																								
						Osaka	Sugar and by-products			105,600	-	105,600																																																								
						Shikama	Ores and concentrates nes		5,653	21,785	5,653	21,785																																																								
						Toyamashinko	Zinc ores and concentrates			5,505	-	5,505																																																								
						Akita	Zinc ores and concentrates			5,506	-	5,506																																																								
						Izumisano	Sugar and by-products			24,000	-	24,000																																																								
						Korea, South	Korea, South	Korea, South	Bukpyong	Zinc ores and concentrates			5,410	-	5,410																																																					
									Incheon	Sugar and by-products			207,264	-	207,264																																																					
									Inchon	Sugar and by-products			180,000	-	180,000																																																					
									Kunsan	Sugar and by-products			25,000	-	25,000																																																					
									Onsan	Copper ores and concentrates			11,328	-	11,328																																																					
										Ores and concentrates nes		11,651	153,544	11,651	153,544																																																					
										Zinc ores and concentrates		50,061	402,729	50,061	402,729																																																					
									Pyongtaek	Sugar and by-products		25,000	50,000	25,000	50,000																																																					
									Ulsan	Sugar and by-products			86,000	-	86,000																																																					
									Donghae	Zinc ores and concentrates		23,115	112,715	23,115	112,715																																																					
									Kwangyang	Copper ores and concentrates			11,099	-	11,099																																																					
									Taiwan	Taiwan	Taiwan	Taichung	Copper ores and concentrates			10,210	-	10,210																																																		
												Topolobampo	Fertilisers nes			27,009	-	27,009																																																		
												Latin America & Caribbean	Latin America & Caribbean	Mexico	Mejillones	Zinc ores and concentrates			65,821	-	65,821																																															
															Latin America & Caribbean	Chile	Puerto Angamos	Copper ores and concentrates			11,268	-	11,268																																													
																	Puerto Patache	Copper ores and concentrates			12,820	-	12,820																																													
																	Peru	Peru	Punta Lobitos	Zinc ores and concentrates			21,990	-	21,990																																											
																			North America - East	North America - East	Alaska	Red Dog	Zinc ores and concentrates			130,505	-	130,505																																								
																						North America - West	North America - West	Canada	Vancouver	Fertilisers nes			106,014	-	106,014																																					
																										Potassic fertilisers			2,751	-	2,751																																					
																									Trois-Rivieres (Three Rivers)	Zinc ores and concentrates			29,114	-	29,114																																					
																									United States	United States	Crockett	Sugar and by-products			67,567	-	67,567																																			
																											New Orleans	Fertilisers nes		95,007	340,050	95,007	340,050																																			
																											Portland	Potassic fertilisers			23,466	-	23,466																																			
																											Waggaman	Livestock feedstuffs			19,797	-	19,797																																			
																											Port Of South Louisiana	Livestock feedstuffs			8,640	-	8,640																																			
																											Longview	Potassic fertilisers			2,505	-	2,505																																			
																											Oceania	Oceania	Australia	Any Australian Port	Fertilisers nes			27,605	-	27,605																																
																															Nitrogenous fertilisers			15,499	-	15,499																																
																														Brisbane	Fertilisers nes			36,528	-	36,528																																
																															Nitrogenous fertilisers			25,315	-	25,315																																
																														Geelong	Fertilisers nes			41,041	-	41,041																																
																														Geraldton	Fertilisers nes			30,259	-	30,259																																
																															Zinc ores and concentrates			5,603	-	5,603																																
																														Gladstone	Construction materials		20,003	396,803	20,003	396,803																																
																														Melbourne	Sugar and by-products			33,000	-	33,000																																
																														Newcastle	Fertilisers nes			112,369	-	112,369																																
																															Nitrogenous fertilisers			8,005	-	8,005																																
																														Port Pirie	Ores and concentrates nes			41,133	-	41,133																																
																														Sun Metals Zinc Refinery Stua	Zinc ores and concentrates			22,740	-	22,740																																
																														Townsville	Livestock feedstuffs			1,075	-	1,075																																
																															Wood			12	-	12																																
																														Hobart	Zinc ores and concentrates			87,443	11,100	11,100	87,443																															
																														Risdon	Zinc ores and concentrates			32,942	-	32,942																																
																														Kwinana	Fertilisers nes			27,111	-	27,111																																
																														South Asia	South Asia	Bangladesh	Chittagong	Fertilisers nes			108,471	-	108,471																													
																																	Pakistan	Pakistan	Karachi	Fertilisers nes			56,258	-	56,258																											
																																			Gwadar	Fertilisers nes			50,410	-	50,410																											
																																			South East Asia	South East Asia	Brunei	Muara	Livestock feedstuffs			101	-	101																								
																																						Indonesia	Indonesia	Bontang - Kl	Nitrogenous fertilisers		6,022	14,890	6,022	14,890																						
																																								Ciwandan	Sugar and by-products			78,616	-	78,616																						
																																								Jakarta - Java	Livestock feedstuffs			5,368	-	5,368																						
																																								Panjang	Livestock feedstuffs			589	-	589																						
																																									Sugar and by-products			50,000	357,374	50,000	357,374																					
																																								Tanjung Priok	Livestock feedstuffs		1,200	1,481	1,200	1,481																						
																																									Sugar and by-products			96,384	-	96,384																						
																																								Merak - Java	Sugar and by-products			82,220	-	82,220																						
																																								Belawan - Sumatra	Livestock feedstuffs			572	-	572																						
																																								Gresik - Java	Sugar and by-products			139,295	-	139,295																						
																																								Gorontalo - Sulawesi	Construction materials			47,000	-	47,000																						
																																								Cigading	Sugar and by-products			35,790	-	35,790																						
																																								Malaysia	Malaysia	Malaysia	Sipitang - Sabah	Nitrogenous fertilisers			15,523	-	15,523																			
																																											Bintulu - Sarawak	Nitrogenous fertilisers			9,012	-	9,012																			
																																											Philippines	Philippines	Philippines	Subic Bay	Livestock feedstuffs			439	-	439																
																																														Vietnam	Vietnam	Haiphong	Livestock feedstuffs		1,002	6,445	1,002	6,445														
																																																Hon La	Livestock feedstuffs			670	-	670														
																																																Phu-My	Livestock feedstuffs		340	4,811	340	4,811														
																																																Saigon ITV/Phu My	Livestock feedstuffs		510	1,553	510	1,553														
																																																Vung Tau	Livestock feedstuffs			1,772	-	1,772														
Vung Ang	Livestock feedstuffs																																																1,715	-	1,715																	
Son Duong	Scrap metals																																																8,867	8,867	8,867	8,867																
Cai Lan	Livestock feedstuffs																																																601	-	601																	
West Asia	West Asia	Qatar																																														Mesaieed	Nitrogenous fertilisers			28,110	-	28,110														
																																																Saudi Arabia	Saudi Arabia	Jubail	Nitrogenous fertilisers			18,094	-	18,094												
																																																		Western Europe	Western Europe	Belgium	Maurage	Livestock feedstuffs			186	-	186									
																																																					Germany	Germany	Nordenham	Zinc ores and concentrates			34,523	-	34,523							
																																																							Netherlands	Netherlands	Vlissingen	Ores and concentrates nes			10,819	-	10,819					
																																																									Spain	Spain	Aviles	Zinc ores and concentrates			96,529	-	96,529			
																																																											WET BULK	East Asia	China	Dalian	Diesel		11,959	48,367	11,959	48,367
																																																														Ningbo	Petroleum products nes		3,275	3,275	3,275	3,275
																																																														Qinzhou	Diesel			22,374	-	22,374
																																																														Quanzhou	Diesel			26,388	-	26,388
																																																														Tianjin Pt	Diesel			19,139	-	19,139

Bulk Mode	Region	Country (Origin/Destination)	Port (Origin/Destination)	Commodity	JUN 2021		YTD FY21		JUN 2021	YTD FY21		
					Import	Export	Import	Export	Total	Total		
			Yangshan	Aviation fuels				285	-	285		
				Diesel				239	-	239		
			Zhenjiang	Petroleum products nes				2,693	-	2,693		
			Yangpu	Aviation fuels				6,454	-	6,454		
			Ningbo Pt	Petroleum products nes				2,952	-	2,952		
		Japan	Sakai	Diesel				196	-	196		
					Petrol				6,450	-	6,450	
			Kashima - Saga	Caustic soda (sodium hydroxide)				2,151	-	2,151		
			Etajima	Caustic soda (sodium hydroxide)				2,799	-	2,799		
		Korea, South	Daesan	Aviation fuels				1,310	-	1,310		
					Diesel				868	-	868	
				Onsan	Diesel				48,355	-	48,355	
					Petrol				2,485	-	2,485	
			Ulsan	Aviation fuels				781	-	781		
				Diesel				1,024	-	1,024		
			Yeosu (ex Yosu)	Diesel				123,316	-	123,316		
				Petrol				19,675	-	19,675		
				Petroleum products nes	2,860			15,816	2,860	15,816		
		Taiwan	Mai-liao	Diesel				10,057	-	10,057		
				Mailiao	Diesel				3,992	-	3,992	
	Latin America & Caribbean	Chile	Mejillones	Inorganic chemicals nes					37,022	37,022		
	North America - West	United States	New Orleans	Petroleum products nes				14,749	-	14,749		
	Oceania	Australia	Brisbane	Aviation fuels	2,006			6,027	2,006	6,027		
					Diesel	411			4,284	411	4,284	
					Inorganic chemicals nes					54,013	-	54,013
					Petrol	4,431			50,059	4,431	50,059	
					Sugar and by-products		8,340		32,345	8,340	32,345	
				Bundaberg	Sugar and by-products				8,300	-	8,300	
				Geelong	Aviation fuels	499			4,983	499	4,983	
						Diesel	888			2,247	888	2,247
						Petrol	1,000			8,075	1,000	8,075
					Melbourne	Sugar and by-products				49,037	-	49,037
				Newcastle	Inorganic chemicals nes				8,001	-	8,001	
				Botany Bay	Base oil				83	-	83	
			New Zealand	Bluff	Sugar and by-products				17,840	-	17,840	
					New Plymouth	Sugar and by-products				37,505	-	37,505
				Tauranga	Sugar and by-products				8,500	-	8,500	
				Timaru	Sugar and by-products				8,475	-	8,475	
			Marsden Point	Sugar and by-products				8,500	-	8,500		
	South Asia	India	Tuticorin	Inorganic chemicals nes				29,002	-	29,002		
				Paradip Port	Diesel				14,262	-	14,262	
	South East Asia	Brunei	Muara	Diesel				13,496	-	13,496		
			Indonesia	Nipah	Diesel				16,513	-	16,513	
			Malaysia	Johor Bahru	Aviation fuels				2,496	-	2,496	
						Diesel				13,461	-	13,461
					Kampung Tanjung Langsat	Petrol				7,328	-	7,328
							Petroleum products nes				9,271	-
					Malacca	Diesel				14,065	-	14,065
					Tanjong Bin	Diesel				12,999	-	12,999
					Tanjung Pelepas	Aviation fuels				5,123	-	5,123
						Diesel				22,023	-	22,023
				Pengerang	Aviation fuels				19,402	-	19,402	
						Diesel	16,504			74,421	16,504	74,421
			Singapore	Singapore	Animal oils and fats					2,167	-	2,167
						Aviation fuels	7,182			7,182	7,182	7,182
						Diesel	28,117			144,884	28,117	144,884
						Petrol	682			46,083	682	46,083
				Petroleum products nes				3,970	-	3,970		
		Thailand	Rayong	Petroleum products nes				3,469	-	3,469		
		Vietnam	Go Dau A Terminal	Sugar and by-products					12,000	-	12,000	
	West Asia	Bahrain	Sitra	Petroleum products nes				3,023	-	3,023		
<b>Grand Total</b>					<b>110,053</b>	<b>415,075</b>	<b>1,942,568</b>	<b>5,095,001</b>	<b>525,128</b>	<b>7,037,569</b>		



Region	Country (Origin/Destination)	Port (Origin/Destination)	Commodity	IMPORT						Import Total	EXPORT						Export Total	Grand Total
				20ft			40ft				20ft			40ft				
				Dry	Reefer	Tank	Dry	Reefer	Tank		Dry	Reefer	Tank	Dry	Reefer	Tank		
			Furnitures and fittings	1						1							1	
			Glass	1						1							1	
			Inorganic chemicals nes	19						19							19	
			Iron or steel articles	4			2			6							6	
			Lighting fixtures and fittings				8			8							8	
			Livestock feedstuffs								9						9	
			Manufactured goods nes	2						2							2	
			Mechanical handling equipment and parts	4						4							4	
			Non-ferrous metals, aluminium articles	4			8			12							12	
			Non-motorised vehicles and parts				8			8							8	
			Organic chemicals	36						36							36	
			Other machinery & equipment for specific industry				4			4							4	
			Plastic articles	1						1							1	
			Precious metal ores and concentrates								269						269	
			Tubes, pipes, hoses and fittings				2			2							2	
			Tyres	2			36			38							38	
		Qinzhou	Inorganic chemicals nes	5						5							5	
		Shanghai	Agricultural machinery (excluding tractor) & parts				4			4							4	
			Ceramic products				4			4							4	
			Chemicals products nes	1						1							1	
			Electrical machinery and equipment and parts	2			30			32							32	
			Empty containers	8			6			14	19		116			135	149	
			Furnitures and fittings	3			14			17							17	
			Heating and cooling equipments and parts	1			6			7							7	
			Iron and steel	4						4							4	
			Iron or steel articles	9			8			17							17	
			Machine tools working by removing metal				2			2							2	
			Manufactured goods nes	3						3							3	
			Mechanical handling equipment and parts	3						3							3	
			Non-ferrous metals, aluminium articles				2			2							2	
			Non-motorised vehicles and parts	1						1							1	
			Optical, measuring, medical or dental instruments				2			2							2	
			Organic chemicals	50						50							50	
			Paper and paperboard	2			2			4							4	
			Pharmaceutical products	1						1							1	
			Plastic articles	3			6			9							9	
			Plastics in primary forms	1						1							1	
			Railway vehicles (incl. hovertrain) & equipments	8						8							8	
			Refined non-ferrous metals								443					443	443	
			Rubber articles	0						0							0	
			Stone, plaster, cement, asbestos, mica	1						1							1	
			Sulphates; of copper	8						8							8	
			Textiles and textile articles	1			2			3							3	
			Tyres	1			8			9							9	
			Soap and organic surface-active products	0						0							0	
			Hair preparations	0						0							0	
		Shantou	Manufactured goods nes				2			2							2	
		Shekou	Electrical machinery and equipment and parts	1						1							1	
			Furnitures and fittings	2			20			22							22	
			Glass	1			2			3							3	
			Household appliances	1			2			3							3	
			Manufactured goods nes	2			2			4							4	
			Motor vehicles; parts and accessories	1						1							1	
			Paper and paperboard				2			2							2	
			Textiles and textile articles				2			2							2	
			Tyres				8			8							8	
		Tianjinxingang	Iron and steel	32						32							32	
			Iron or steel articles				8			8							8	
			Motor vehicles; parts and accessories	1						1							1	
			Natural abrasives	2						2							2	
		Xiamen	Civil engineering & contractors' plant & equipment				20			20							20	
			Inorganic chemicals nes	1						1							1	

Region	Country (Origin/Destination)	Port (Origin/Destination)	Commodity	IMPORT						Import Total	EXPORT						Export Total	Grand Total
				20ft			40ft				20ft			40ft				
				Dry	Reefer	Tank	Dry	Reefer	Tank		Dry	Reefer	Tank	Dry	Reefer	Tank		
			Tyres	1						1							1	
		Xingang	Fertilisers nes	1						1							1	
			Inorganic chemicals nes	2						2							2	
			Iron or steel articles	6						6							6	
			Nitrogenous fertilisers	8						8							8	
			Potassic fertilisers	2						2							2	
			Sulphates; of zinc	9						9							9	
		Yichang	Fertilisers nes	1						1							1	
		Yueyang	Nitrogenous fertilisers	1						1							1	
		Zhangjiagang	Tyres				12			12							12	
		Yangpu	Empty containers								25		222			247	247	
		Gaoming	Ceramic products	1						1							1	
		Wuchuan	Tyres				2			2							2	
	Japan	Nagoya - Aichi	Tyres				4			4							4	
		Tokyo	Plastics in primary forms	1						1							1	
		Yokohama	Motor vehicles; parts and accessories				2			2							2	
	Korea, South	Inchon	Refined non-ferrous metals								5					5	5	
		Pusan	Electrical machinery and equipment and parts	20						20							20	
			Empty containers								3		22			25	25	
			Explosives, pyrotechnic products, matches	1						1							1	
			General industrial machinery and equipment	1						1							1	
			Glass	0						0							0	
			Iron and steel	9						9							9	
			Iron or steel articles	0						0							0	
			Mechanical handling equipment and parts	0						0							0	
			Non-ferrous metals, zinc articles	2						2							2	
			Other machinery & equipment for specific industry				2			2							2	
			Potassic fertilisers	5						5							5	
			Precious metals, metals clad with precious metal										4			4	4	
			Refined non-ferrous metals								5					5	5	
			Rubber articles	1						1							1	
			Scrap metals								7						7	
			Textiles and textile articles	0						0							0	
			Tubes, pipes, hoses and fittings				4			4							4	
			Tyres				22			22							22	
	Taiwan	Kaohsiung	Plastics in primary forms	7						7							7	
			Refined non-ferrous metals								59					59	59	
		Keelung (Chilung)	Refined non-ferrous metals								7					7	7	
		Taichung	Inorganic chemicals nes	3						3							3	
			Refined non-ferrous metals								5					5	5	
			Sulphates; of copper	10						10							10	
			Tyres	1			8			9							9	
Eastern Europe	Russia	Saint Petersburg (Ex Leningrad)	Sulphates; of copper	16						16							16	
		Vostochniy - Port	Sulphates; of copper	19						19							19	
Latin America & Caribbean - C	Guatemala	Puerto Quetzal	Organic chemicals	1						1							1	
North America - West	Canada	Halifax	Precious metals, metals clad with precious metal										4			4	4	
	United States	Savannah	Organic chemicals			2				2							2	
Northern Europe	Sweden	Helsingborg	Slag, ash and residues; non-ferrous metals	3						3							3	
	Finland	Tornio (Tornea)	Iron and steel	2						2							2	
Oceania	Australia	Townsville	Other machinery & equipment for specific industry								5					5	5	
	New Zealand	Tauranga	Heating and cooling equipments and parts				2			2							2	
			Paper and paperboard				36			36							36	
	Papua New Guinea	Lae	Empty containers	767						767							767	
			Inorganic chemicals nes			5				5		9				9	14	
			Scrap metals	1						1							1	
			Textiles and textile articles								1						1	
		Motukea Island	Empty containers	235						235							235	
			Mixed commodities								2						2	
			Motor vehicles	1						1							1	
			Scrap metals	1						1							1	
			Textiles and textile articles								2						2	
		Port Moresby	Empty containers	85						85							85	





Region	Country (Origin/Destination)	Port (Origin/Destination)	Commodity	IMPORT						Import Total	EXPORT						Export Total	Grand Total
				20ft			40ft				20ft			40ft				
				Dry	Reefer	Tank	Dry	Reefer	Tank		Dry	Reefer	Tank	Dry	Reefer	Tank		
			Refined non-ferrous metals	11						11							11	
			Stone, plaster, cement, asbestos, mica	1						1							1	
			Tubes, pipes, hoses and fittings				4			4							4	
	Thailand	Bangkok	Iron or steel articles	33						33							33	
			Motor vehicles; parts and accessories				8			8							8	
			Refined non-ferrous metals								12						12	
			Stone, sand and gravel	12						12							12	
		Laem Chabang	Caustic soda (sodium hydroxide)	4						4							4	
			Heating and cooling equipments and parts	2			36			38							38	
			Iron or steel articles	23						23							23	
			Motor vehicles; parts and accessories				2			2							2	
			Plastic articles				2			2							2	
			Plastics in primary forms	35						35							35	
			Tyres				20			20							20	
	Timor-Leste	Dili	Motor vehicles								1						1	
	Vietnam	Haiphong	Plastic articles	3						3							3	
			Refined non-ferrous metals								84						84	
			Tubes, pipes, hoses and fittings				22			22							22	
		Ho Chi Minh City	Ceramic products	1						1							1	
			Furnitures and fittings				18			18							18	
			Livestock feedstuffs				8			8							8	
			Meat and meat preparations								3						3	
			Mixed commodities	1						1							1	
			Paper and paperboard				2			2							2	
			Refined non-ferrous metals								40						40	
			Textiles and textile articles				4			4							4	
			Tubes, pipes, hoses and fittings	1			6			7							7	
	Cambodia	Phnom Penh	Mechanical handling equipment and parts								1						1	
West Asia	Jordan	Al 'Aqabah	Inorganic chemicals nes	3						3							3	
	Oman	Sohar	Refined non-ferrous metals								4						4	
	Qatar	Hamad	Refined non-ferrous metals								3						3	
	Saudi Arabia	Ad Dammam	Refined non-ferrous metals								8						8	
		Jeddah	Refined non-ferrous metals								8						8	
		Damman	Crude minerals								6						6	
	United Arab Emirates	Jebel Ali	Glass	4						4							4	
			Motor vehicles; parts and accessories										2				2	
			Refined non-ferrous metals								34						34	
		Mina Khalifa/Abu Dhabi	Refined non-ferrous metals								22						22	
		Sharjah	Motor vehicles; parts and accessories										36				36	
Western Europe	Belgium	Antwerpen	Slag, ash and residues; non-ferrous metals								4						4	
	Netherlands	Rotterdam	Cereals									1					1	
			Empty containers								85						85	
			Tyres				2			2							2	
<b>Grand Total</b>				<b>1,881</b>		<b>7</b>	<b>554</b>			<b>2,442</b>	<b>1,666</b>	<b>4</b>	<b>9</b>	<b>604</b>			<b>2,283</b>	<b>4,725</b>

**YTD JUNE 2021**  
**Import/Export CONTAINERISED Goods in TEUs**

Port of Townsville Ltd gives no guarantee regarding this information and accepts no liability for any inconvenience, or any direct or consequential loss, arising from reliance upon this information'



SUMMARY Full / Empty CONTAINERISED Goods TEUs	YTD JUN 2020	Import (% Chg)	Export (% Chg)	Total (% Chg)	IMPORT							Import Total	EXPORT						Export Total	Grand Total
					20ft			40ft			NonStd		20ft			40ft				
					Dry	Reefer	Tank	Dry	Reefer	Tank	Dry		Dry	Reefer	Tank	Dry	Reefer	Tank		
FULL	▲ 12.2%	▲ 12.0%	▲ 12.1%	7,666	7	95	7,560			2.4	15,330	18,744	33	82	1,064	4	19,927	35,257		
EMPTY	▲ 23.8%	▲ 37.6%	▲ 28.3%	12,045	102	8	116				12,271	1,085	2		5,386	10	6,483	18,754		
<b>Grand Total</b>	<b>▲ 17.1%</b>	<b>▲ 17.4%</b>	<b>▲ 17.2%</b>	<b>19,711</b>	<b>109</b>	<b>103</b>	<b>7,676</b>			<b>2.4</b>	<b>27,601</b>	<b>19,829</b>	<b>35</b>	<b>82</b>	<b>6,450</b>	<b>14</b>	<b>26,410</b>	<b>54,011</b>		

Region	Country (Origin/Destination)	Port (Origin/Destination)	Commodity	IMPORT							Import Total	EXPORT						Export Total	Grand Total
				20ft			40ft			NonStd		20ft			40ft				
				Dry	Reefer	Tank	Dry	Reefer	Tank	Dry		Dry	Reefer	Tank	Dry	Reefer	Tank		
Africa	Sudan	Port Sudan	Power-generating machinery and equipment									1					1	1	
East Asia	China	Changsha	Sulphates; of zinc	67							67							67	
		Changzhou	Inorganic chemicals nes	55							55							55	
			Iron and steel	2							2							2	
		Chongqing	Fertilisers nes	47							47							47	
			Inorganic chemicals nes	44							44							44	
			Power-generating machinery and equipment	1							1							1	
		Dalian	Crude minerals	4							4							4	
			Electrical machinery and equipment and parts				10				10							10	
			Empty containers	10							10							10	
			Furnitures and fittings				2				2							2	
			General industrial machinery and equipment				6				6							6	
			Glass	4							4							4	
			Inorganic chemicals nes	5							5							5	
			Livestock feedstuffs									15						15	
			Organic chemicals	22							22							22	
			Paper and paperboard				4				4							4	
			Plastic articles	6							6							6	
			Tubes, pipes, hoses and fittings	1			8				9							9	
			Tyres				20				20							20	
		Fangcheng	Inorganic chemicals nes	359							359							359	
		Fuqing	Glass	6			40				46							46	
			Motor vehicles; parts and accessories	3			18				21							21	
			Tyres	4							4							4	
		Fuzhou	Furnitures and fittings	2			6				8							8	
			Glass	2			8				10							10	
			Livestock feedstuffs									15						15	
			Mixed commodities				2				2							2	
			Motor vehicles; parts and accessories				12				12							12	
			Nitrogenous fertilisers	2							2							2	
		Gongyi	Non-ferrous metals, aluminium articles				10				10							10	
		Huangpu	Livestock feedstuffs									33						33	
			Plastic articles	1							1							1	
			Rubber articles				2				2							2	
			Vegetables									8						8	
		Jingjiang Pt	Iron or steel articles	3			20				23							23	
			Non-ferrous metals, aluminium articles	1							1							1	
		Jiujiang	Non-motorised vehicles and parts				24				24							24	
		Leliu	Furnitures and fittings	1							1							1	
			General industrial machinery and equipment	1							1							1	
		Lianyungang	Electrical machinery and equipment and parts	6							6							6	
	Inorganic chemicals nes	8							8							8			
	Nitrogenous fertilisers	1							1							1			
	Paper and paperboard				12				12							12			
	Precious metal ores and concentrates									30						30			
	Tyres	4			4				8							8			
Mawei	Livestock feedstuffs									15						15			
Nanjing	Electrical machinery and equipment and parts				10				10							10			
	Inorganic chemicals nes	1							1							1			
	Pharmaceutical products				12				12							12			
	Plastics in primary forms	4							4							4			

Region	Country (Origin/Destination)	Port (Origin/Destination)	Commodity	IMPORT						Import Total	EXPORT						Export Total	Grand Total	
				20ft			40ft				NonStd	20ft			40ft				
				Dry	Reefer	Tank	Dry	Reefer	Tank		Dry	Dry	Reefer	Tank	Dry	Reefer			Tank
		Nansha	Ceramic products	4			22					26						26	
			Furnitures and fittings	2			4					6						6	
			General industrial machinery and equipment	1			6					7						7	
			Heating and cooling equipments and parts	1								1						1	
			Iron or steel articles	1			10					11						11	
			Manufactured goods nes				4					4						4	
			Mechanical handling equipment and parts				2					2						2	
			Mixed commodities	4			6					10						10	
			Non-ferrous metals, aluminium articles				4					4						4	
			Paper and paperboard	2								2						2	
			Plastic articles	5								5						5	
			Printing and bookbinding machinery and parts	1								1						1	
			Stone, sand and gravel	1								1						1	
			Sulphates; of zinc	40								40						40	
			Textiles and textile articles				4					4						4	
			Tyres				2					2						2	
			Wood												66		66	66	
			Vegetable wax	1								1						1	
		Nantong	Iron or steel articles	3								3						3	
		Ningbo	Agricultural machinery (excluding tractor) & parts				2					2						2	
			Electrical machinery and equipment and parts	0			78					78						78	
			Empty containers										5		610		615	615	
			Furnitures and fittings	3			28					31						31	
			General industrial machinery and equipment	6			34					40						40	
			Household appliances	4			50					54						54	
			Inorganic chemicals nes	30								30						30	
			Iron or steel articles	11			7					17						17	
			Lighting fixtures and fittings	0								0						0	
			Manufactured goods nes	7			30					37						37	
			Mechanical handling equipment and parts	1			4					5						5	
			Metalworking machinery and parts	3								3						3	
			Mixed commodities	2			4					6						6	
			Motor vehicles	1								1						1	
			Motor vehicles; parts and accessories	5			2					7						7	
			Non-ferrous metals, aluminium articles	6			44					50						50	
			Non-motorised vehicles and parts	1			102					103						103	
			Optical, measuring, medical or dental instruments				2					2						2	
			Organic chemicals	22								22						22	
			Other machinery & equipment for specific industry	7			10					17						17	
			Plastic articles	12			16					28						28	
			Refined non-ferrous metals										104				104	104	
			Ships, boats and floating structures				4					4						4	
			Telecommunications, sound-recording equipments	1								1						1	
			Textiles and textile articles	4			88					92						92	
			Tubes, pipes, hoses and fittings	2			7					9						9	
			Tyres	1			6					7						7	
			Wood												22		22	22	
		Qingdao	Agricultural machinery (excluding tractor) & parts	2			20					22						22	
			Ceramic products	33			4					37						37	
			Civil engineering & contractors' plant & equipment	1								1						1	
			Crude minerals	1								1						1	
			Electrical machinery and equipment and parts	1			4					5						5	
			Empty containers			75						75	96	1	716		813	888	
			Fertilisers nes	4								4						4	
			Furnitures and fittings	3			2					5						5	
			General industrial machinery and equipment	5			10					15						15	
			Glass	14								14						14	
			Glassware	7			10					17						17	
			Heating and cooling equipments and parts	4			4					8						8	
			Inorganic chemicals nes	251								251						251	
			Iron and steel	1								1						1	
			Iron or steel articles	248			52					300						300	
			Lighting fixtures and fittings				8					8						8	
			Livestock feedstuffs										88				88	88	
			Machine tools working by removing metal	1								1						1	

Region	Country (Origin/Destination)	Port (Origin/Destination)	Commodity	IMPORT						Import Total	EXPORT						Export Total	Grand Total	
				20ft			40ft				NonStd	20ft			40ft				
				Dry	Reefer	Tank	Dry	Reefer	Tank		Dry	Dry	Reefer	Tank	Dry	Reefer			Tank
			Manufactured goods nes	17			8				25							25	
			Mechanical handling equipment and parts	32			8				40							40	
			Mixed commodities	1							1							1	
			Motor vehicles	1							1							1	
			Motor vehicles; parts and accessories	7			2				9							9	
			Natural abrasives	2							2							2	
			Nitrogenous fertilisers	34							34							34	
			Non-ferrous metals, aluminium articles	35			54				89							89	
			Non-motorised vehicles and parts				188				188							188	
			Organic chemicals	235							235							235	
			Other machinery & equipment for specific industry	6			18				24							24	
			Paper and paperboard	3			76				79							79	
			Pharmaceutical products	3							3							3	
			Plastic articles	4			8				12							12	
			Potassic fertilisers	1							1							1	
			Precious metal ores and concentrates									2,705					2,705	2,705	
			Refined non-ferrous metals									20					20	20	
			Rubber articles				2				2							2	
			Ships, boats and floating structures	2			14				16							16	
			Stone, plaster, cement, asbestos, mica	1			2				3							3	
			Textiles and textile articles				14				14							14	
			Tubes, pipes, hoses and fittings	9			10				19							19	
			Tyres	49			536				585							585	
			Vegetables									12					12	12	
			Wood										40				40	40	
			Wood articles	1			16				17							17	
			Crude animal materials	2							2							2	
		Qinzhou	Inorganic chemicals nes	73							73							73	
			Natural abrasives	12							12							12	
			Non-ferrous metals, aluminium articles				2				2							2	
			Sulphates; of zinc	70							70							70	
		Sanshui	Ceramic products	25							25							25	
			Iron or steel articles	0							0							0	
		Shanghai	Agricultural machinery (excluding tractor) & parts				4				4							4	
			Albuminoidal substances, starches, glues, enzymes	1							1							1	
			Ceramic products	8			10				18							18	
			Cereals									40					40	40	
			Chemicals products nes	19			10				29							29	
			Crude minerals									1					1	1	
			Electrical machinery and equipment and parts	11			262				273							273	
			Empty containers	78			18				96	79		1,424			1,503	1,599	
			Fertilisers nes	3							3							3	
			Fuel oil	3			4			2	9							9	
			Furnitures and fittings	23			182				205							205	
			General industrial machinery and equipment	1			6				7							7	
			Heating and cooling equipments and parts	7			170				177							177	
			Household appliances	1			12				13							13	
			Inorganic chemicals nes	17							17							17	
			Iron and steel	12			4				16							16	
			Iron or steel articles	93			174				267							267	
			Livestock feedstuffs									52					52	52	
			Machine tools working by removing metal				2				2							2	
			Manufactured goods nes	14			6				20							20	
			Mechanical handling equipment and parts	15			26				41							41	
			Metalworking machinery and parts				2				2							2	
			Mixed commodities	17			2				19							19	
			Motor vehicles				2				2							2	
			Motor vehicles; parts and accessories	2							2							2	
			Natural abrasives	5							5							5	
			Non-ferrous metals, aluminium articles	7			54				61							61	
			Non-motorised vehicles and parts	3			14				17							17	
			Optical, measuring, medical or dental instruments	5			14				19							19	
			Organic chemicals	330							330							330	
			Paper and paperboard	8			10				18							18	
			Pharmaceutical products	3							3							3	

Region	Country (Origin/Destination)	Port (Origin/Destination)	Commodity	IMPORT						Import Total	EXPORT						Export Total	Grand Total	
				20ft			40ft				NonStd	20ft			40ft				
				Dry	Reefer	Tank	Dry	Reefer	Tank		Dry	Dry	Reefer	Tank	Dry	Reefer			Tank
			Plastic articles	28			88				116						116		
			Plastics in primary forms	13						13							13		
			Power-generating machinery and equipment	1			2			3							3		
			Printing and bookbinding machinery and parts	1						1							1		
			Railway vehicles (incl. hovertrain) & equipments	22			2			24							24		
			Refined non-ferrous metals								7,094					7,094	7,094		
			Rubber articles	4			4			8							8		
			Ships, boats and floating structures	1						1							1		
			Stone, plaster, cement, asbestos, mica	4			12			16							16		
			Sulphates; of copper	96						96							96		
			Telecommunications, sound-recording equipments	2			12			14							14		
			Textiles and textile articles	21			12			33							33		
			Tubes, pipes, hoses and fittings	15			32			47							47		
			Tyres	21			120			141							141		
			Wood								2		224			226	226		
			Slag, sand; iron or steel	4						4							4		
			Soap and organic surface-active products	0						0							0		
			Hair preparations	0						0							0		
		Shantou	Manufactured goods nes				14			14							14		
		Shashi	Fertilisers nes	1						1							1		
		Shekou	Ceramic products	3			30			33							33		
			Crude rubber				6			6							6		
			Electrical machinery and equipment and parts	3			2			5							5		
			Furnitures and fittings	7			108			115							115		
			General industrial machinery and equipment	2			4			6							6		
			Glass	2			10			12							12		
			Glassware				2			2							2		
			Heating and cooling equipments and parts	1			2			3							3		
			Household appliances	4			22			26							26		
			Iron or steel articles	4			4			8							8		
			Machine tools working by removing metal	1						1							1		
			Manufactured goods nes	12			4			16							16		
			Mechanical handling equipment and parts				2			2							2		
			Mixed commodities				2			2							2		
			Motor vehicles				10			10							10		
			Motor vehicles; parts and accessories	6			26			32							32		
			Non-ferrous metals, aluminium articles	1			4			5							5		
			Non-motorised vehicles and parts				2			2							2		
			Other machinery & equipment for specific industry	1			2			3							3		
			Paper and paperboard	5			26			31							31		
			Plastic articles	4						4							4		
			Stone, plaster, cement, asbestos, mica				6			6							6		
			Telecommunications, sound-recording equipments	4			6			10							10		
			Textiles and textile articles				18			18							18		
			Tubes, pipes, hoses and fittings				6			6							6		
			Tyres				88			88							88		
			Wood articles	2						2							2		
		Taizhou Pt	Inorganic chemicals nes	2						2							2		
		Tianjinxingang	Ceramic products	4						4							4		
			Cereals								60					60	60		
			Electrical machinery and equipment and parts				4			4							4		
			Fertilisers nes								32					32	32		
			General industrial machinery and equipment	5			2			7							7		
			Glass	6						6							6		
			Inorganic chemicals nes	10						10							10		
			Iron and steel	147			6			153							153		
			Iron or steel articles	163			180			343							343		
			Manufactured goods nes	1			2			3							3		
			Motor vehicles; parts and accessories	5						5							5		
			Natural abrasives	47						47							47		
			Nitrogenous fertilisers	44						44							44		
			Organic chemicals	2						2							2		
			Potassic fertilisers	9						9							9		
			Railway vehicles (incl. hovertrain) & equipments	4						4							4		
			Stone, plaster, cement, asbestos, mica	2						2							2		

Region	Country (Origin/Destination)	Port (Origin/Destination)	Commodity	IMPORT						Import Total	EXPORT						Export Total	Grand Total	
				20ft			40ft				NonStd	20ft			40ft				
				Dry	Reefer	Tank	Dry	Reefer	Tank		Dry	Dry	Reefer	Tank	Dry	Reefer			Tank
			Sulphates; of zinc	21							21							21	
			Textiles and textile articles	2			6				8							8	
			Tubes, pipes, hoses and fittings				8				8							8	
			Tyres	2							2							2	
			Leather articles	2							2							2	
		Weihai	Ores and concentrates nes									9						9	
		Wuhan	Nitrogenous fertilisers	1							1							1	
			Pharmaceutical products				4				4							4	
		Wuhu	Tubes, pipes, hoses and fittings				14				14							14	
			Tyres	2							2							2	
		Xiamen	Civil engineering & contractors' plant & equipment				20				20							20	
			Furnitures and fittings	2							2							2	
			General industrial machinery and equipment	1							1							1	
			Inorganic chemicals nes	28							28							28	
			Iron or steel articles	2			32				34							34	
			Manufactured goods nes				2				2							2	
			Non-ferrous metals, aluminium articles	6			4				10							10	
			Other machinery & equipment for specific industry				4				4							4	
			Paper and paperboard				370				370							370	
			Stone, plaster, cement, asbestos, mica	1							1							1	
			Textiles and textile articles				2				2							2	
			Tyres	3			6				9							9	
			Wood articles				2				2							2	
		Xiaolan	General industrial machinery and equipment	4			36				40							40	
			Manufactured goods nes				2				2							2	
			Non-ferrous metals, aluminium articles	1							1							1	
		Xingang	Fertilisers nes	3							3							3	
			Furnitures and fittings	2			2				4							4	
			Glass	4			2				6							6	
			Glassware	2							2							2	
			Inorganic chemicals nes	5							5							5	
			Iron and steel	16							16							16	
			Iron or steel articles	46			64				110							110	
			Manufactured goods nes	1			2				3							3	
			Motor vehicles; parts and accessories	4							4							4	
			Natural abrasives	16							16							16	
			Nitrogenous fertilisers	82							82							82	
			Non-ferrous metals, aluminium articles	8			2				10							10	
			Organic chemicals	2							2							2	
			Potassic fertilisers	12							12							12	
			Railway vehicles (incl. hovertrain) & equipments	3							3							3	
			Stone, plaster, cement, asbestos, mica	1							1							1	
			Sulphates; of zinc	32							32							32	
			Tubes, pipes, hoses and fittings	4			6				10							10	
		Yantai	Fertilisers nes									56						56	
		Yantian	Ceramic products	1			6				7							7	
			Electrical machinery and equipment and parts	5							5							5	
			Furnitures and fittings				2				2							2	
			Tyres				6				6							6	
		Yichang	Chemicals products nes	1							1							1	
			Fertilisers nes	5							5							5	
			Inorganic chemicals nes	8							8							8	
		Yueyang	Inorganic chemicals nes	25							25							25	
			Nitrogenous fertilisers	52							52							52	
		Zhangjiagang	Iron or steel articles				2				2							2	
			Tyres	2			42				44							44	
		Zhanjiang	Inorganic chemicals nes	1							1							1	
		Zhongshan	Ceramic products				2				2							2	
			Heating and cooling equipments and parts	2							2							2	
			Iron or steel articles	1							1							1	
			Mixed commodities	1							1							1	
			Plastic articles				2				2							2	
			Textiles and textile articles				30				30							30	
		Zhuhai	Heating and cooling equipments and parts	3			8				11							11	
			Plastic articles	15							15							15	

Region	Country (Origin/Destination)	Port (Origin/Destination)	Commodity	IMPORT							Import Total	EXPORT						Export Total	Grand Total
				20ft			40ft			NonStd		20ft			40ft				
				Dry	Reefer	Tank	Dry	Reefer	Tank	Dry		Dry	Reefer	Tank	Dry	Reefer	Tank		
		Yangpu	Empty containers									33				748		781	781
		Yibin	Cereals									23						23	23
		Wenzhou	Wood									1						1	1
		Zhaoqing	Ceramic products	1								1						1	1
		Gaoming	Ceramic products	4								4						4	4
		Sanrong	Ceramic products	2								2						2	2
		Taishan	Non-ferrous metals, aluminium articles				2					2						2	2
		Gaosha	Iron or steel articles				2					2						2	2
		Beijiao	Mixed commodities	1								1						1	1
		Jiazi	Non-ferrous metals, aluminium articles				2					2						2	2
		Gaolan	Plastic articles	6								6						6	6
		Changde	Inorganic chemicals nes	9								9						9	9
		Wuchuan	Tyres				2					2						2	2
		Wu Chong Kou	Tobacco and manufactured tobacco substitutes	1								1						1	1
	Hong Kong	Hong Kong	Electrical machinery and equipment and parts	1								1			2			2	3
			Iron or steel articles	1								1						1	1
			Manufactured goods nes				2					2						2	2
			Refined non-ferrous metals									36						36	36
			Scrap metals				6					6						6	6
	Japan	Chofu	Tubes, pipes, hoses and fittings				2					2						2	2
			Tyres				12					12						12	12
		Kobe	Iron and steel									1						1	1
			Tyres	1			16					17						17	17
		Moji/Kitakyushu	Non-ferrous metals, zinc articles									1						1	1
			Tyres				36					36						36	36
		Nagoya - Aichi	Mechanical handling equipment and parts				2					2						2	2
			Tyres				70					70						70	70
		Osaka	Civil engineering & contractors' plant & equipment				12					12						12	12
			Meat and meat preparations										9					9	9
			Motor vehicles				8					8						8	8
		Tokyo	Motor vehicles				26					26						26	26
			Plastics in primary forms	2								2						2	2
		Yokohama	Meat and meat preparations										20					20	20
			Motor vehicles; parts and accessories				2					2						2	2
			Plastics in primary forms	4								4						4	4
			Tyres	1								1						1	1
		Iyomishima	Iron and steel												2			2	2
	Korea, South	Busan	Electrical machinery and equipment and parts	3								3						3	3
			Empty containers									12			98			110	110
			Explosives, pyrotechnic products, matches	8								8						8	8
			Non-ferrous metals, zinc articles	5								5						5	5
			Refined non-ferrous metals	2								2						2	2
			Tyres				116					116						116	116
		Incheon	Refined non-ferrous metals									5						5	5
		Inchon	Furnitures and fittings				4					4						4	4
			Iron and steel	30								30						30	30
			Refined non-ferrous metals									97						97	97
		Pusan	Albuminoidal substances, starches, glues, enzymes				2					2						2	2
			Ceramic products				4					4						4	4
			Civil engineering & contractors' plant & equipment	1								1						1	1
			Electrical machinery and equipment and parts	104			4					108						108	108
			Empty containers									7			120			127	127
			Explosives, pyrotechnic products, matches	12								12						12	12
			Furnitures and fittings	1			2					3						3	3
			General industrial machinery and equipment	5			64					69						69	69
			Glass	0								0						0	0
			Heating and cooling equipments and parts	1			14					15						15	15
			Inorganic chemicals nes	1								1						1	1
			Iron and steel	24			2					26						26	26
			Iron or steel articles	8			28					36						36	36
			Mechanical handling equipment and parts	4			12					16						16	16
			Mixed commodities	3			20					23						23	23
			Motor vehicles				2					2						2	2
			Non-ferrous metals, aluminium articles	1								1						1	1
			Non-ferrous metals, zinc articles	3								3						3	3



Region	Country (Origin/Destination)	Port (Origin/Destination)	Commodity	IMPORT						Import Total	EXPORT						Export Total	Grand Total	
				20ft			40ft				NonStd	20ft			40ft				
				Dry	Reefer	Tank	Dry	Reefer	Tank		Dry	Dry	Reefer	Tank	Dry	Reefer			Tank
			Organic chemicals	6						6							6		
			Other machinery & equipment for specific industry	4			24			28							28		
			Paper and paperboard	2			2			4							4		
			Plastic articles	3						3							3		
			Plastics in primary forms	18						18							18		
			Potassic fertilisers	25						25							25		
			Power-generating machinery and equipment	3						3							3		
			Precious metals, metals clad with precious metal										24			24	24		
			Refined non-ferrous metals	270						270	25					25	295		
			Rubber articles	3			18			21							21		
			Scrap metals	3						3	112		36			148	151		
			Textiles and textile articles	0			2			2							2		
			Tubes, pipes, hoses and fittings	1			16			17							17		
			Tyres	7			118			125							125		
			Wood articles	2			12			14							14		
			Non-ferrous metals, cermet and articles								99					99	99		
			Sulphates; of lead	1						1							1		
	Taiwan	Kaohsiung	Crude rubber				2			2							2		
			Empty containers								5		328			333	333		
			Inorganic chemicals nes	2						2							2		
			Iron and steel	23			4			27							27		
			Iron or steel articles	4			4			8							8		
			Livestock feedstuffs								9					9	9		
			Non-ferrous metals, aluminium articles				2			2							2		
			Non-ferrous metals, zinc articles								9					9	9		
			Plastics in primary forms	54						54							54		
			Potassic fertilisers	1						1							1		
			Refined non-ferrous metals								730					730	730		
			Sulphates; of copper	3						3							3		
			Tyres	4			2			6							6		
			Wood	1						1							1		
		Keelung (Chilung)	Iron and steel				8			8							8		
			Miscellaneous edible preparations	1						1							1		
			Refined non-ferrous metals								1,047					1,047	1,047		
			Sulphates; of copper	24						24							24		
		Taichung	Inorganic chemicals nes	3						3							3		
			Iron or steel articles	1						1							1		
			Plastics in primary forms										2			2	2		
			Refined non-ferrous metals								55					55	55		
			Sulphates; of copper	70						70							70		
			Tyres	12			66			78							78		
		Taipei	Iron and steel				4			4							4		
			Potassic fertilisers	11						11							11		
			Tyres	1						1							1		
		Taoyuan	Sulphates; of copper	61						61							61		
Eastern Europe	Lithuania	Klaipeda	Potassic fertilisers	62						62							62		
	Poland	Gdansk	Inorganic chemicals nes	1						1							1		
	Russia	Saint Petersburg (Ex Leningrad)	Sulphates; of copper	153						153							153		
		Vostochniy - Port	Sulphates; of copper	23						23							23		
Latin America & Caribbean -	Guatemala	Puerto Quetzal	Organic chemicals	1						1							1		
Latin America & Caribbean -	Brazil	Navegantes	Wood articles				6			6							6		
Latin America & Caribbean -	Chile	Puerto Angamos	Iron and steel	1						1							1		
	Peru	Callao	Inorganic chemicals nes				2			2							2		
North America - West	Canada	Montreal	Precious metals, metals clad with precious metal										16			16	16		
		Vancouver	Vegetables								2					2	2		
		Halifax	Precious metals, metals clad with precious metal										18			18	18		
			Non-ferrous metals, lead articles										8			8	8		
	United States	Savannah	Agricultural machinery (excluding tractor) & parts				24			24							24		
			Motor vehicles				14			14							14		
			Organic chemicals			2				2							2		
			Rubber articles				2			2							2		
			Aircraft, spacecraft and parts	1						1							1		
		Seattle	Iron or steel articles	4						4							4		
			Other machinery & equipment for specific industry				4			4							4		
		Los Angeles	Motor vehicles				2			2							2		



Region	Country (Origin/Destination)	Port (Origin/Destination)	Commodity	IMPORT						Import Total	EXPORT						Export Total	Grand Total	
				20ft			40ft				NonStd	20ft			40ft				
				Dry	Reefer	Tank	Dry	Reefer	Tank		Dry	Dry	Reefer	Tank	Dry	Reefer			Tank
			Manufactured goods nes	1						1	2					2	3		
			Mixed commodities											10		10	10		
	Vanuatu	Santo	Mixed commodities	1						1							1		
	Palau	Koror	Manufactured goods nes								1					1	1		
	Fiji	Suva	Livestock feedstuffs								2					2	2		
South Africa	Kenya	Mombasa	Non-ferrous metals, zinc articles								15					15	15		
			Refined non-ferrous metals									229					229	229	
	South Africa	Cape Town	Agricultural machinery (excluding tractor) & parts				2				2						2	2	
			Refined non-ferrous metals									48					48	48	
			Aircraft, spacecraft and parts				2					2					2	2	
		Durban	Electrical machinery and equipment and parts										7				7	7	
			Inorganic chemicals nes	140								140						140	140
			Iron and steel										14				14	14	
			Non-ferrous metals, zinc articles										39				39	39	
			Refined non-ferrous metals										158				158	158	
			Textiles and textile articles	1								1					1	1	
			Pet foods	1								1					1	1	
	Tanzania, United Republic of	Dar es Salaam	Non-ferrous metals, zinc articles									14					14	14	
			Refined non-ferrous metals	22							22	20					20	42	
			Wood											2			2	2	
	Mozambique	Beira	Fertilisers nes									1					1	1	
			Refined non-ferrous metals									16					16	16	
		Nacala	Refined non-ferrous metals									20					20	20	
	Namibia	Walvis Bay	Refined non-ferrous metals	127							127							127	
	South Asia	Bangladesh	Chittagong	Electrical machinery and equipment and parts	3						3							3	
Refined non-ferrous metals											538					538	538		
Vegetables												206					206	206	
		Mongla	Refined non-ferrous metals									88					88	88	
India			Chennai (Ex Madras)	Inorganic chemicals nes	4							4						4	4
		Iron or steel articles		12							12						12	12	
		Tubes, pipes, hoses and fittings		1			8				9						9	9	
		Vegetables										8					8	8	
		Hazira	Inorganic chemicals nes	11							11						11	11	
		Jawaharlal Nehru (Nhava Sheva)	Agricultural machinery (excluding tractor) & parts	3								3						3	3
			Fertilisers nes										1					1	1
			Inorganic chemicals nes	2								2	29				29	31	
			Iron and steel										6				6	6	
			Mechanical handling equipment and parts				2				2							2	2
Slag, ash and residues; non-ferrous metals												1				1	1		
Tyres						6				6							6	6	
Non-ferrous metals, cermets and articles												1				1	1		
Dyeing, tanning and colouring materials		1								1						1	1		
Mundra		Fertilisers nes										262					262	262	
		Iron or steel articles	2								2						2	2	
		Plastics in primary forms	2								2						2	2	
		Rubber articles												2			2	2	
		Slag, ash and residues; non-ferrous metals										1				1	1		
		Tyres				50				50							50	50	
		Wood articles				2				2							2	2	
Non-ferrous metals, cermets and articles											50				50	50			
Pipavav (Victor) Port		Albuminoidal substances, starches, glues, enzymes	2							2							2	2	
		Iron or steel articles	37							37							37	37	
Tuticorin		Iron or steel articles	36						36							36	36		
Cochin	Tyres				8			8							8	8			
Haldia	Fertilisers nes									1					1	1			
Kolkata (ex Calcutta)	Textiles and textile articles	1							1							1	1		
	Tubes, pipes, hoses and fittings				2				2							2	2		
Visakhapatnam	Natural abrasives	4							4							4	4		
Pakistan	Karachi	Paper and paperboard												2		2	2		
		Refined non-ferrous metals									69					69	69		
		Scrap metals												2		2	2		
		Textiles and textile articles				16			16								16	16	
		Vegetables									214					214	214		
	Muhammad Bin Qasim/Karachi	Paper and paperboard												8		8	8		
		Refined non-ferrous metals									2				2	2			

Region	Country (Origin/Destination)	Port (Origin/Destination)	Commodity	IMPORT							Import Total	EXPORT						Export Total	Grand Total	
				20ft			40ft			NonStd		20ft			40ft					
				Dry	Reefer	Tank	Dry	Reefer	Tank	Dry		Dry	Reefer	Tank	Dry	Reefer	Tank			
	Sri Lanka	Colombo	Refined non-ferrous metals									14					14	14		
			Slag, ash and residues; non-ferrous metals									2					2	2		
			Tyres	12								12						12		
South East Asia	Indonesia	Jakarta - Java	Chemicals products nes	2								2						2		
			Crude minerals										2						2	
			Empty containers													14			14	
			Fertilisers nes										2						2	
			Furnitures and fittings	6			8							14						14
			Glass	18										18						18
			Inorganic chemicals nes	168										168						168
			Iron and steel	4										4						4
			Iron or steel articles				6							6						6
			Machine tools working by removing metal	2										2						2
			Nitrogenous fertilisers	2										2						2
			Non-ferrous metals, aluminium articles				2							2						2
			Potassic fertilisers	7										7						7
			Refined non-ferrous metals												103					103
			Textiles and textile articles	1										1						1
			Tyres	2			28							30						30
			Vegetables												15					15
			Tobacco and manufactured tobacco substitutes	6										6						6
					Semarang - Java	Furnitures and fittings	4			10				14						
					Manufactured goods nes				2				2							2
				Surabaya - Tanjung Perak - Java	Electrical machinery and equipment and parts				2				2							2
					Furnitures and fittings	2			2					4						4
					Glass	25								25						25
					Iron and steel										4					4
					Manufactured goods nes	2			4					6						6
					Mixed commodities				2					2						2
					Non-ferrous metals, aluminium articles				14					14						14
					Paper and paperboard	3								3						3
					Wood articles	19								19						19
					Wood pulp and waste paper												36			36
				Wheat or meslin flour	23								23						23	
				Belawan - Sumatra	Fertilisers nes	1							1	9					9	
			Malaysia	Pasir Gudang - Johor	Electrical machinery and equipment and parts				6				6							6
					Empty containers									1						1
					Furnitures and fittings	1			22					23						23
					Inorganic chemicals nes	12								12	4					4
					Natural abrasives	14								14						14
					Organic chemicals	4								4	1					1
					Paper and paperboard	16								16						16
					Plastic articles				2					2						2
					Refined non-ferrous metals										237					237
		Penang (Georgetown)			Electrical machinery and equipment and parts				2				2							2
					Inorganic chemicals nes	1								1	1					1
					Iron and steel				12					12						12
					Paper and paperboard	2								2						2
				Refined non-ferrous metals										238					238	
		Port Kelang		Agricultural machinery (excluding tractor) & parts				4				4							4	
				Caustic soda (sodium hydroxide)	1								1						1	
				Construction materials	2								2						2	
				Electrical machinery and equipment and parts				2					2						2	
				Empty containers										125		1,294	10		1,429	
				Fertilisers nes	25								25						25	
				Furnitures and fittings	6			6					12						12	
				General industrial machinery and equipment	1								1						1	
				Heating and cooling equipments and parts	12			108					120						120	
				Inorganic chemicals nes	22			2					24						24	
				Iron or steel articles	6			4					10						10	
				Lime	99								99	35					35	
		Manufactured goods nes		1			2					3						3		
		Mechanical handling equipment and parts		1			10					11						11		
		Motor vehicles; parts and accessories		1			2					3						3		
		Nitrogenous fertilisers		10								10						10		



Region	Country (Origin/Destination)	Port (Origin/Destination)	Commodity	IMPORT							Import Total	EXPORT						Export Total	Grand Total
				20ft			40ft			NonStd		20ft			40ft				
				Dry	Reefer	Tank	Dry	Reefer	Tank	Dry		Dry	Reefer	Tank	Dry	Reefer	Tank		
			Non-ferrous metals, zinc articles									1						1	1
			Plastic articles	30			30				60								60
			Plastics in primary forms	134			16				150								150
			Refined non-ferrous metals									424							424
			Tubes, pipes, hoses and fittings									1							1
			Tyres	14			118				132								132
		Lat Krabang	Iron or steel articles	37							37								37
		Sriracha	Empty containers				72				72								72
			Wood articles	2							2								2
		Bangkok Modern Terminals/Bangkok	Refined non-ferrous metals									10							10
	Timor-Leste	Dili	Manufactured goods nes									2							2
			Motor vehicles									3			4				7
	Vietnam	Haiphong	Empty containers				28				28								28
			Inorganic chemicals nes	86							86								86
			Iron and steel	1			6				7								7
			Iron or steel articles				4				4								4
			Plastic articles	5							5								5
			Refined non-ferrous metals									644							644
			Textiles and textile articles	1							1								1
			Tubes, pipes, hoses and fittings	2			40				42								42
			Tungsten ores and concentrates									1							1
			Wood												62				62
			Wood articles	4			4				8								8
		Ho Chi Minh City	Ceramic products	4			4				8								8
			Cereals	6							6								6
			Civil engineering & contractors' plant & equipment												2				2
			Electrical machinery and equipment and parts	4							4								4
			Furnitures and fittings	1			128				129								129
			General industrial machinery and equipment				4				4								4
			Iron and steel	5							5								5
			Livestock feedstuffs	15			52				67								67
			Manufactured goods nes				2				2								2
			Meat and meat preparations											3					3
			Mixed commodities	11							11								11
			Non-ferrous metals, zinc articles									7							7
			Paper and paperboard	1			66				67								67
			Plastic articles	2							2								2
			Potassic fertilisers	3							3								3
			Refined non-ferrous metals									462							462
			Textiles and textile articles				20				20								20
			Tubes, pipes, hoses and fittings	2			12				14								14
			Tyres	5							5								5
			Vegetables									2							2
			Wood				2				2				48				50
		Qui Nhon	Furnitures and fittings				6				6								6
			Tungsten ores and concentrates									1							1
		Vung Tau	General industrial machinery and equipment	1			6				7								7
	Cambodia	Phnom Penh	Mechanical handling equipment and parts									1							1
Southern Europe	Italy	Genoa	Chemicals products nes	13							13								13
			Inorganic chemicals nes	2							2								2
			Printing and bookbinding machinery and parts				4				4								4
			Tubes, pipes, hoses and fittings				6				6								6
		Venezia	Iron or steel articles	6							6								6
West Asia	Jordan	Al 'Aqabah	Inorganic chemicals nes	8							8								8
	Oman	Sohar	Refined non-ferrous metals									40							40
	Qatar	Hamad	Refined non-ferrous metals									15							15
	Saudi Arabia	Ad Dammam	Crude minerals									23							23
			Fertilisers nes									75							75
			Refined non-ferrous metals									29							29
		Jeddah	Refined non-ferrous metals									80							80
		Damman	Crude minerals									24							24
	Turkey	Izmir (Smyrna)	Inorganic chemicals nes	3							3								3
		Iskenderun	Iron and steel	2							2								2
		Izmit	Iron and steel				4				4								4
		Antalya	Fertilisers nes									37							37

Region	Country (Origin/Destination)	Port (Origin/Destination)	Commodity	IMPORT							Import Total	EXPORT						Export Total	Grand Total				
				20ft			40ft			NonStd		20ft			40ft								
				Dry	Reefer	Tank	Dry	Reefer	Tank	Dry		Dry	Reefer	Tank	Dry	Reefer	Tank						
	United Arab Emirates	Mersin	Inorganic chemicals nes	4							4							4	4				
		Abu Dhabi	Refined non-ferrous metals									12							12	12			
		Jebel Ali	Electrical machinery and equipment and parts				4					4								4	4		
			Fertilisers nes									13								13	13		
			Furnitures and fittings				6					6								6	6		
			Glass				26					26								26	26		
			Glassware				1					1								1	1		
			Motor vehicles; parts and accessories													18				18	18		
			Power-generating machinery and equipment													2				2	2		
			Refined non-ferrous metals										626							626	626		
			Textiles and textile articles						4				4			34				34	38		
			Vegetables										50							50	50		
		Mina Khalifa/Abu Dhabi	Non-ferrous metals, zinc articles																	28	28		
			Refined non-ferrous metals										114							114	114		
Sharjah	Motor vehicles													2				2	2				
	Motor vehicles; parts and accessories													284				286	286				
Kuwait	Shuaiba	Refined non-ferrous metals												12				12	12				
Israel	Ashdod	Refined non-ferrous metals												7				7	7				
Western Europe	Belgium	Antwerpen	Agricultural machinery (excluding tractor) & parts				2				2								2	2			
			Crude rubber				8					8								8	8		
			Fertilisers nes				41					41								41	41		
			Inorganic chemicals nes				8					8								8	8		
			Iron and steel										9							9	9		
			Manufactured goods nes				1					1									1	1	
			Nitrogenous fertilisers				5					5									5	5	
			Slag, ash and residues; non-ferrous metals										166								166	166	
			Stone, plaster, cement, asbestos, mica				11					11									11	11	
			Tubes, pipes, hoses and fittings				1					1									1	1	
			Germany	Hamburg	Agricultural machinery (excluding tractor) & parts				8				8									8	8
					Furnitures and fittings				2				2									2	2
					Iron and steel									2								2	2
	Mechanical handling equipment and parts						1					1									1	1	
	Netherlands	Rotterdam	Agricultural machinery (excluding tractor) & parts				8				8									8	8		
			Ceramic products				12		2		14										14	14	
			Cereals											1						1	1		
			Chemicals products nes				16		14		30										30	30	
			Crude rubber						2		2										2	2	
			Empty containers									505									505	505	
			Fertilisers nes				1				1										1	1	
			General industrial machinery and equipment				1				1										1	1	
			Metalworking machinery and parts						2		2										2	2	
			Organic chemicals				4		1	4	9										9	9	
			Plastic articles				11				11										11	11	
			Plastics in primary forms				7				7										7	7	
			Tubes, pipes, hoses and fittings						40		40										40	40	
			Tungsten ores and concentrates										1								1	1	
			Tyres						2		2										2	2	
			Mixed hydroxide precipitate (MHP)										1								1	1	
			Portugal	Lisboa	Fertilisers nes				2				2									2	2
	Nitrogenous fertilisers						10				10									10	10		
	Potassic fertilisers						1				1									1	1		
	Spain	Algeciras	Inorganic chemicals nes				118				118								118	118			
	France	Le Havre	Mechanical handling equipment and parts				1				1								1	1			
	Irish Republic	Fenit	Mechanical handling equipment and parts				3				3								3	3			
	Others	Ivory Coast (Cote d'Ivoire)	Abidjan	Manufactured goods nes											1				1	1			
	West Africa	Benin	Cotonou	Tyres											2				2	2			
	<b>Grand Total</b>				<b>19,711</b>	<b>109</b>	<b>103</b>	<b>7,676</b>			<b>2.4</b>	<b>27,601</b>	<b>19,829</b>	<b>35</b>	<b>82</b>	<b>6,450</b>	<b>14</b>	<b>26,410</b>	<b>54,011</b>				