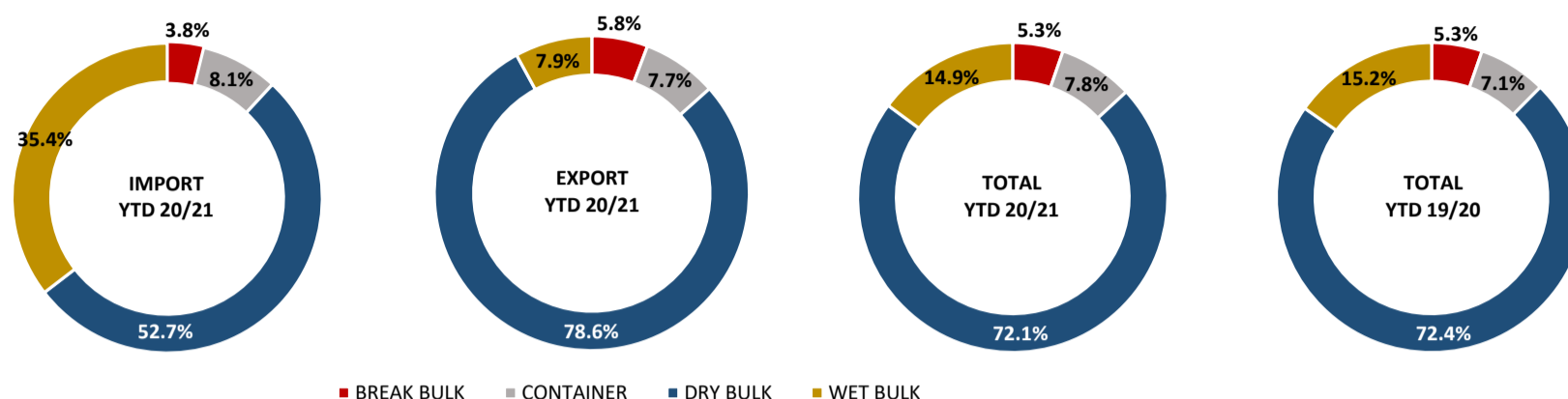


SUMMARY BULKS & CONTAINERISED Goods Tonne	JUL 2019 Total (% Chg)	YTD FY20 Total (% Chg)	JUL 2020		YTD FY21		JUL 2020	YTD FY21
			Import	Export	Import	Export	Total	Total
BREAK BULK	▲ 4.1%	▲ 4.1%	7,159	32,196	7,159	32,196	39,355	39,355
CONTAINER	▲ 14.7%	▲ 14.7%	15,272	43,077	15,272	43,077	58,350	58,350
DRY BULK	▲ 4.3%	▲ 4.3%	99,470	440,344	99,470	440,344	539,814	539,814
WET BULK	▲ 2.2%	▲ 2.2%	66,929	44,308	66,929	44,308	111,237	111,237
Grand Total	▲ 4.7%	▲ 4.7%	188,829	559,927	188,829	559,927	748,756	748,756

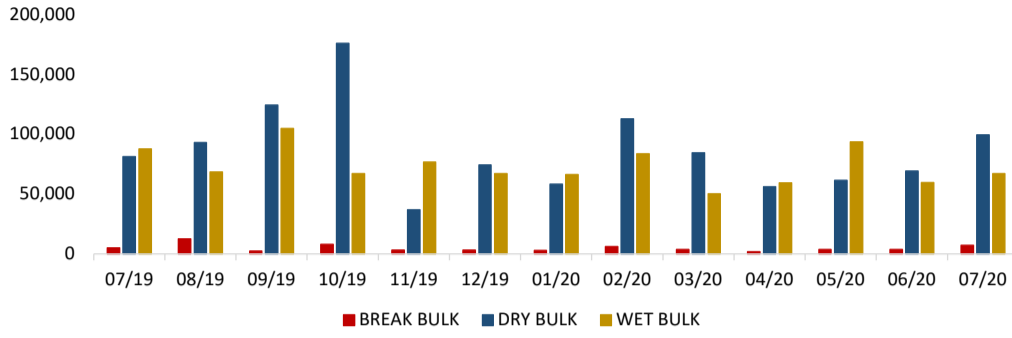


Vessel Category	LOA Group	GRT Group	Commodity	JUL 2020		YTD FY21		JUL 2020	YTD FY21		
				Import	Export	Import	Export	Total	Total		
BULK CARRIER	> 182.9	20,001 - 25,000	Sugar and By-Products		27,000		27,000	27,000	27,000		
		25,001 - 30,000	Sugar and By-Products		86,000		86,000	86,000	86,000		
		30,001 - 35,000	Fertiliser		108,471		108,471	108,471	108,471		
	121.9 - 182.9	15,001 - 20,000	Construction Materials	49,409		49,409		49,409	49,409		
			Mineral Ores and Concentrates		39,543		39,543	39,543	39,543		
			Sugar and By-Products		25,000		25,000	25,000	25,000		
		20,001 - 25,000	Animal Feedstuffs	12,664		12,664		12,664	12,664		
			Fertiliser	8,869		8,869		8,869	8,869		
			Manufactured Goods	3,690		3,690		3,690	3,690		
			Metal By-Products, Waste and Scrap		9,094		9,094	9,094	9,094		
			Mineral Ores and Concentrates		76,331		76,331	76,331	76,331		
			Refined Minerals and Metals		18,005		18,005	18,005	18,005		
		25,001 - 30,000	Fertiliser	7,488		7,488		7,488	7,488		
		CONTAINER	> 182.9	25,001 - 30,000	Chemicals Products (including sulphates)	1,334		1,334		1,334	1,334
					Crude Materials	23		23		23	23
Empty containers	-				-	-	-	-	-		
Fertiliser	73					73		73	73		
Manufactured Goods	824				41	824	41	866	866		
Metal By-Products, Waste and Scrap					330		330	330	330		
Plant, Machinery and Equipments	4					4		4	4		
Refined Minerals and Metals					11,106		11,106	11,106	11,106		
121.9 - 182.9	< 10,000				Animal Feedstuffs	124		124		124	124
					Chemicals Products (including sulphates)		110		110	110	110
			Empty containers	-	-	-	-	-	-		
			Manufactured Goods	179	42	179	42	221	221		
			Plant, Machinery and Equipments	6	9	6	9	15	15		
10,000 - 15,000	10,000 - 15,000		Chemicals Products (including sulphates)	2,408		2,408		2,408	2,408		
			Crude Materials	432	942	432	942	1,374	1,374		
		Empty containers									
		Fertiliser	777		777		777	777			
		Foods and Grains	16	510	16	510	526	526			
		Manufactured Goods	3,183	32	3,183	32	3,215	3,215			
		Metal By-Products, Waste and Scrap		64		64	64	64			
		Mineral Ores and Concentrates		5,468		5,468	5,468	5,468			
		Plant, Machinery and Equipments	1,032		1,032		1,032	1,032			
		Refined Minerals and Metals		4,815		4,815	4,815	4,815			
15,001 - 20,000	15,001 - 20,000	Animal Feedstuffs	160		160		160	160			
		Chemicals Products (including sulphates)	1,655	52	1,655	52	1,707	1,707			
		Crude Materials	64		64		64	64			
		Empty containers	-	-	-	-	-	-			
		Fertiliser	345		345		345	345			
		Foods and Grains		1,343		1,343	1,343	1,343			
		Manufactured Goods	1,854	46	1,854	46	1,901	1,901			
		Mineral Ores and Concentrates		459		459	459	459			
		Plant, Machinery and Equipments	526	354	526	354	880	880			
		Refined Minerals and Metals	253	17,352	253	17,352	17,605	17,605			
GENERAL CARGO	121.9 - 182.9	< 10,000	Mineral Ores and Concentrates		10,562		10,562	10,562	10,562		
LIVESTOCK	121.9 - 182.9	10,000 - 15,000	Animal Feedstuffs		923		923	923			
OPEN HATCH CARGO SHIP	121.9 - 182.9	20,001 - 25,000	Manufactured Goods	1,651		1,651		1,651	1,651		
			Mineral Ores and Concentrates		16,514		16,514	16,514	16,514		
		25,001 - 30,000	Fertiliser	21,040		21,040		21,040	21,040		
TANKER	< 121.9	< 10,000	Chemicals Products (including sulphates)		10,001		10,001	10,001	10,001		
			Petroleum Products	5,510		5,510		5,510	5,510		
			Sugar and By-Products		14,807		14,807	14,807	14,807		
	> 182.9	20,001 - 25,000	Petroleum Products	2,693		2,693		2,693	2,693		
			Petroleum Products	46,072		46,072		46,072	46,072		
			Petroleum Products	10,519		10,519		10,519	10,519		
			Petroleum Products	2,134		2,134		2,134	2,134		
121.9 - 182.9	< 10,000	Petroleum Products		19,500		19,500	19,500	19,500			
		Sugar and By-Products		19,500		19,500	19,500	19,500			
VEHICLE CARRIER	> 182.9	> 55,000	Plant, Machinery and Equipments	1,818	61	1,818	61	1,879	1,879		
Grand Total				188,829	559,927	188,829	559,927	748,756	748,756		

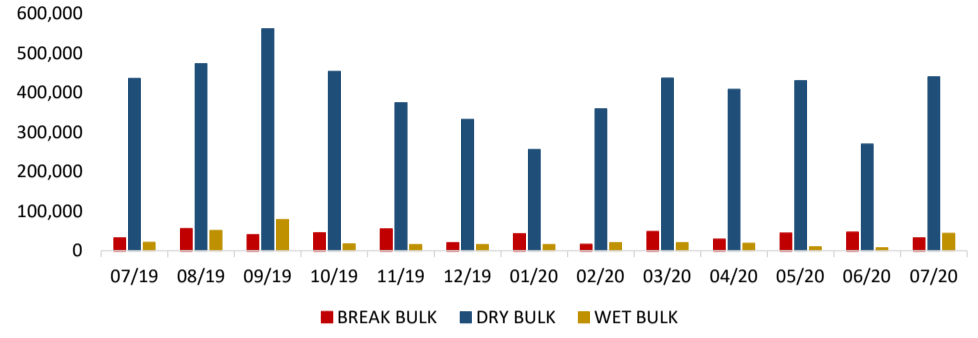


SUMMARY BULKS Goods Tonnes	JUL 2019	YTD FY20	JUL 2020		YTD FY21		JUL 2020	YTD FY21
	Total (% Chg)	Total (% Chg)	Import	Export	Import	Export	Total	Total
BREAK BULK	▲ 4.1%	▲ 4.1%	7,159	32,196	7,159	32,196	39,355	39,355
DRY BULK	▲ 4.3%	▲ 4.3%	99,470	440,344	99,470	440,344	539,814	539,814
WET BULK	▲ 2.2%	▲ 2.2%	66,929	44,308	66,929	44,308	111,237	111,237
Grand Total	▲ 3.9%	▲ 3.9%	173,557	516,849	173,557	516,849	690,406	690,406

Monthly Imports by Bulk Type (Tonnes)



Monthly Exports by Bulk Type (Tonnes)



Bulk Mode	Region	Country (Origin/Destination)	Port (Origin/Destination)	Commodity	JUL 2020		YTD FY21		JUL 2020	YTD FY21	
					Import	Export	Import	Export	Total	Total	
BREAK BULK	East Asia	Japan	Chofu	Tyres	1,651		1,651		1,651	1,651	
			Hiroshima	Motor vehicles	47		47		47	47	
			Nagoya - Aichi	Motor vehicles	712		712		712	712	
			Nakanoseki	Motor vehicles	37		37		37	37	
			Toyohashi	Motor vehicles	47		47		47	47	
			Yokohama	Mechanical handling equipment and parts	24		24		24	24	
		Korea, South	Incheon	Scrap metals		9,094		9,094	9,094	9,094	
		Taiwan	Kaohsiung	Iron and steel	3,084		3,084		3,084	3,084	
				Iron or steel articles	606		606		606	606	
		South East Asia	Thailand	Laem Chabang	Agricultural machinery (excluding tractor) & parts		14		14	14	
					Motor vehicles	870		870		870	
		Vietnam	Haiphong	Live cattle		2,504		2,504	2,504		
			Phu-My	Live cattle		1,316		1,316	1,316		
			Saigon ITV/Phu My	Live cattle		1,218		1,218	1,218		
	West Asia	United Arab Emirates	Jebel Ali	Motor vehicles		47		47	47		
	Western Europe	United Kingdom	London	Refined non-ferrous metals		18,005		18,005	18,005		
DRY BULK	East Asia	China	Fangcheng	Copper ores and concentrates		10,562		10,562	10,562		
				Ores and concentrates nes		5,934		5,934	5,934		
				Zinc ores and concentrates		23,609		23,609	23,609		
					Lianyungang	Zinc ores and concentrates		11,002		11,002	11,002
					Nanjing	Zinc ores and concentrates		10,000		10,000	10,000
				Japan	Chiba	Sugar and by-products		25,000		25,000	25,000
					Kobe	Sugar and by-products		27,000		27,000	27,000
				Korea, South	Inchon	Sugar and by-products		42,000		42,000	42,000
					Onsan	Ores and concentrates nes		16,514		16,514	16,514
				Zinc ores and concentrates		26,002		26,002	26,002		
			Ulsan	Sugar and by-products		44,000		44,000	44,000		
		North America - West	Canada	Vancouver	Fertilisers nes	14,572		14,572		14,572	
			United States	Portland	Potassic fertilisers		6,468		6,468	6,468	
				Waggaman	Livestock feedstuffs		12,664		12,664	12,664	
		Oceania	Australia	Gladstone	Construction materials		49,409		49,409	49,409	
		South Asia	Bangladesh	Chittagong	Fertilisers nes			108,471	108,471	108,471	
		South East Asia	Indonesia	Bontang - Kl	Nitrogenous fertilisers	8,869		8,869		8,869	
				Panjang	Sugar and by-products		50,000		50,000	50,000	
			Malaysia	Sipitang - Sabah	Nitrogenous fertilisers	7,488		7,488		7,488	
			Vietnam	Haiphong	Livestock feedstuffs		390		390	390	
			Phu-My	Livestock feedstuffs		281		281	281		
			Saigon ITV/Phu My	Livestock feedstuffs		252		252	252		
	Western Europe	Germany	Nordenham	Zinc ores and concentrates		15,020		15,020	15,020		
		Spain	Aviles	Zinc ores and concentrates		24,307		24,307	24,307		
WET BULK	East Asia	China	Zhenjiang	Petroleum products nes	2,693		2,693		2,693		
			Yeosu (ex Yosu)	Petroleum products nes	2,040		2,040		2,040		
	Oceania	Australia	Brisbane	Inorganic chemicals nes		10,001		10,001	10,001		
			Bundaberg	Sugar and by-products		8,300		8,300	8,300		
			Geelong	Aviation fuels		793		793	793		
				Diesel		192		192	192		
				Petrol		1,149		1,149	1,149		
			Melbourne	Sugar and by-products		6,507		6,507	6,507		
	New Zealand	Bluff	Sugar and by-products		10,000		10,000	10,000			
		New Plymouth	Sugar and by-products		9,500		9,500	9,500			
	South East Asia	Indonesia	Nipah	Diesel	16,513		16,513		16,513		
		Malaysia	Johor Bahru	Aviation fuels	2,496		2,496		2,496		
			Malacca	Diesel	14,065		14,065		14,065		
			Tanjong Bin	Diesel	12,999		12,999		12,999		
		Singapore	Singapore	Diesel	449		449		449		
			Petrol	10,070		10,070		10,070			
	Thailand	Rayong	Petroleum products nes	3,469		3,469		3,469			
Grand Total					173,557	516,849	173,557	516,849	690,406	690,406	

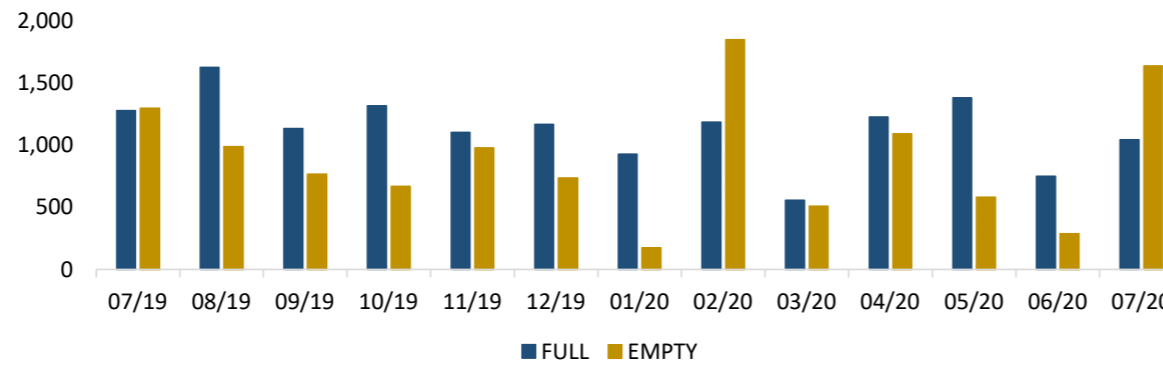
JULY 2020
Import/Export CONTAINERISED Goods in TEUs

Port of Townsville Ltd gives no guarantee regarding this information and accepts no liability for any inconvenience, or any direct or consequential loss, arising from reliance upon this information'

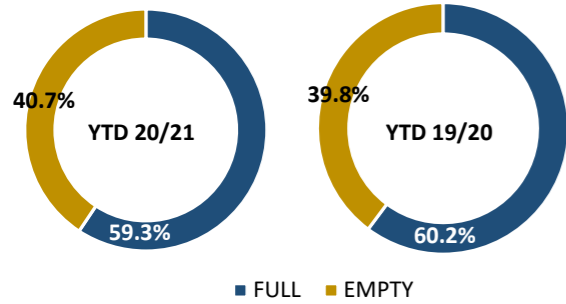
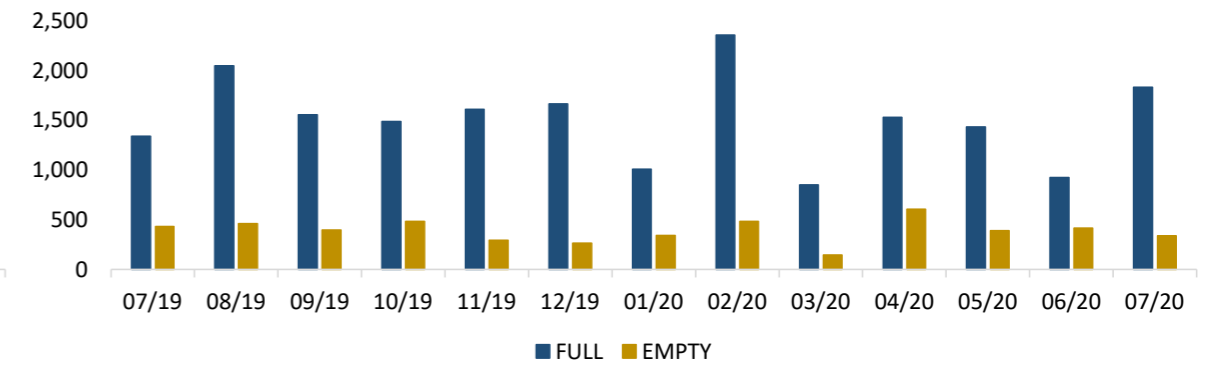


SUMMARY Full / Empty CONTAINERISED Goods TEUs				IMPORT						Import Total	EXPORT						Export Total	Grand Total
JUL 2019	JUL 2019		Total (% Chg)	20ft			40ft				20ft			40ft				
	Import (% Chg)	Export (% Chg)		Dry	Reefer	Tank	Dry	Reefer	Tank		Dry	Reefer	Tank	Dry	Reefer	Tank		
FULL	▼ 18.3%	▲ 36.7%	▲ 9.9%	625	1	10	406			1,042	1,709	3	5	114		1,831	2,873	
EMPTY	▲ 26.2%	▼ 21.9%	▲ 14.2%	1,614	8		14			1,636	32	2		304		338	1,974	
Grand Total	▲ 4.2%	▲ 22.4%	▲ 11.6%	2,239	9	10	420			2,678	1,741	5	5	418		2,169	4,847	

Monthly TEU Imports



Monthly TEU Exports



Region	Country (Origin/Destination)	Port (Origin/Destination)	Commodity	IMPORT						Import Total	EXPORT						Export Total	Grand Total
				20ft			40ft				20ft			40ft				
				Dry	Reefer	Tank	Dry	Reefer	Tank		Dry	Reefer	Tank	Dry	Reefer	Tank		
Africa	Sudan	Port Sudan	Power-generating machinery and equipment								1					1	1	
East Asia	China	Chongqing	Fertilisers nes	5						5							5	
			Inorganic chemicals nes	8						8							8	
		Dalian	Furnitures and fittings				2			2							2	
			Glass	1						1							1	
			Inorganic chemicals nes	1						1							1	
			Tyres				2			2							2	
		Fangcheng	Inorganic chemicals nes	20						20							20	
		Fuqing	Motor vehicles; parts and accessories	1			2			3							3	
		Fuzhou	Nitrogenous fertilisers	2						2							2	
		Huangpu	Meat and meat preparations								10						10	
			Vegetables								8						8	
		Jingjiang Pt	Iron or steel articles	1						1							1	
		Jiujiang	Non-motorised vehicles and parts					4			4						4	
		Lianyungang	Inorganic chemicals nes	3						3							3	
		Mawei	Meat and meat preparations								15						15	
		Nansha	Ceramic products				2			2							2	
			Iron or steel articles				2			2							2	
			Wood										36				36	
		Nantong	Iron or steel articles	1						1							1	
		Ningbo	Electrical machinery and equipment and parts				8			8							8	
			Furnitures and fittings				4			4							4	
			General industrial machinery and equipment				4			4							4	
			Manufactured goods nes	1						1							1	
			Mixed commodities	1						1							1	
			Non-ferrous metals, aluminium articles				2			2							2	
			Non-motorised vehicles and parts				2			2							2	
			Organic chemicals	2						2							2	
	Plastic articles	3						3							3			
	Tubes, pipes, hoses and fittings				2			2							2			
	Wood										20				20			
Qingdao	Ceramic products	1						1							1			
	Electrical machinery and equipment and parts	1						1							1			
	Empty containers								11	1		120			132			
	General industrial machinery and equipment				2			2							2			

Region	Country (Origin/Destination)	Port (Origin/Destination)	Commodity	IMPORT						Import Total	EXPORT						Export Total	Grand Total
				20ft			40ft				20ft			40ft				
				Dry	Reefer	Tank	Dry	Reefer	Tank		Dry	Reefer	Tank	Dry	Reefer	Tank		
			Glass	1						1							1	
			Inorganic chemicals nes	20						20							20	
			Iron or steel articles	57			4			61							61	
			Mechanical handling equipment and parts	5						5							5	
			Non-ferrous metals, aluminium articles	1			10			11							11	
			Non-motorised vehicles and parts				16			16							16	
			Organic chemicals	22						22							22	
			Other machinery & equipment for specific industry				2			2							2	
			Pharmaceutical products	1						1							1	
			Plastic articles	1						1							1	
			Precious metal ores and concentrates								204						204	
			Refined non-ferrous metals								20						20	
			Ships, boats and floating structures	1						1							1	
			Tubes, pipes, hoses and fittings	1						1							1	
			Tyres	3			38			41							41	
			Wood articles				4			4							4	
		Qinzhou	Inorganic chemicals nes	1						1							1	
		Sanshui	Ceramic products	8						8							8	
		Shanghai	Cereals								40						40	
			Chemicals products nes	2			2			4							4	
			Electrical machinery and equipment and parts				20			20							20	
			Empty containers								6		56				62	
			Fertilisers nes	2						2							2	
			Furnitures and fittings	3			4			7							7	
			Heating and cooling equipments and parts	1			14			15							15	
			Iron or steel articles	6			14			20							20	
			Manufactured goods nes	2			2			4							4	
			Mechanical handling equipment and parts	1						1							1	
			Mixed commodities	3						3							3	
			Non-ferrous metals, aluminium articles				4			4							4	
			Optical, measuring, medical or dental instruments	1						1							1	
			Organic chemicals	25						25							25	
			Plastic articles				4			4							4	
			Plastics in primary forms	1						1							1	
			Railway vehicles (incl. hovertrain) & equipments	3			2			5							5	
			Refined non-ferrous metals								790						790	
			Ships, boats and floating structures	1						1							1	
			Sulphates; of copper	13						13							13	
			Textiles and textile articles	4			2			6							6	
			Tyres	3			6			9							9	
			Wood								1		10				11	
		Shashi	Fertilisers nes	1						1							1	
		Shekou	Crude rubber				2			2							2	
			Furnitures and fittings	1			6			7							7	
			Motor vehicles; parts and accessories				2			2							2	
			Non-ferrous metals, aluminium articles				2			2							2	
			Paper and paperboard	1						1							1	
			Plastic articles	1						1							1	
			Telecommunications, sound-recording equipments	1						1							1	
			Tyres				4			4							4	
		Taizhou Pt	Inorganic chemicals nes	1						1							1	
		Tianjinxingang	Glass	1						1							1	
			Iron and steel	21						21							21	
			Iron or steel articles	11						11							11	
			Natural abrasives	2						2							2	
			Nitrogenous fertilisers	1						1							1	
			Railway vehicles (incl. hovertrain) & equipments	4						4							4	
			Stone, plaster, cement, asbestos, mica	2						2							2	
			Tubes, pipes, hoses and fittings				8			8							8	
		Weihai	Ores and concentrates nes								6						6	
		Wuhan	Nitrogenous fertilisers	1						1							1	
		Xiamen	Other machinery & equipment for specific industry				4			4							4	

Region	Country (Origin/Destination)	Port (Origin/Destination)	Commodity	IMPORT						Import Total	EXPORT						Export Total	Grand Total
				20ft			40ft				20ft			40ft				
				Dry	Reefer	Tank	Dry	Reefer	Tank		Dry	Reefer	Tank	Dry	Reefer	Tank		
		Xiaolan	General industrial machinery and equipment	1			2			3							3	
		Xingang	Inorganic chemicals nes	1						1								1
			Iron and steel	1						1								1
			Iron or steel articles	3			2			5								5
			Manufactured goods nes	1			2			3								3
			Nitrogenous fertilisers	6						6								6
			Organic chemicals	1						1								1
			Fertilisers nes	1						1								1
		Yichang	Inorganic chemicals nes	1						1								1
			Nitrogenous fertilisers	2						2								2
	Zhongshan	Inorganic chemicals nes	1						1								1	
		Nitrogenous fertilisers	8						8								8	
	Zhuhai	Mixed commodities	1						1								1	
	Japan	Kobe	Tyres				2			2							2	
		Nagoya - Aichi	Tyres				2			2							2	
		Osaka	Meat and meat preparations									1				1	1	
		Tokyo	Motor vehicles				2			2							2	
		Yokohama	Meat and meat preparations									2				2	2	
		Korea, South	Incheon	Refined non-ferrous metals								15					15	15
	Pusan		Electrical machinery and equipment and parts	8						8							8	
			General industrial machinery and equipment				48			48							48	
			Heating and cooling equipments and parts	1						1							1	
			Iron or steel articles	1						1							1	
			Mixed commodities				2			2							2	
			Plastics in primary forms	1						1							1	
			Refined non-ferrous metals	16						16	5					5	21	
			Scrap metals								21					21	21	
			Textiles and textile articles				2			2							2	
			Tyres	2						2							2	
	Taiwan		Kaohsiung	Iron and steel	1					1							1	
Plastics in primary forms				9					9							9		
Refined non-ferrous metals										5				5	5			
Keelung (Chilung)		Refined non-ferrous metals							160					160	160			
Taichung		Refined non-ferrous metals								8					8			
		Tyres	3			2			5						5			
Taipei	Potassic fertilisers	7					7							7				
Taoyuan	Sulphates; of copper	25					25							25				
Eastern Europe	Lithuania	Klaipeda	Potassic fertilisers	2				2							2			
	Russia	Saint Petersburg (Ex Leningrad)	Sulphates; of copper	18				18							18			
North America - West	Canada	Montreal	Precious metals, metals clad with precious metal								4			4	4			
	United States	Savannah	Motor vehicles				2		2						2			
Northern Europe	Sweden	Goteborg	Iron and steel	2				2							2			
Oceania	Australia	Brisbane	Empty containers	92	8			100								100		
		Darwin	Empty containers	140				140								140		
	New Zealand	Tauranga	Paper and paperboard				14		14						14			
	Papua New Guinea	Lae	Empty containers	595			14		609							609		
			Inorganic chemicals nes			10		10			5			5	15			
			Manufactured goods nes						1					1	1			
		Madang	Livestock feedstuffs	6				6							6			
		Motukea Island	Empty containers	582					582				2		2	584		
			Mixed commodities							1					1			
			Motor vehicles							1					1			
			Motor vehicles; parts and accessories							1					1			
		Port Moresby	Non-motorised vehicles and parts	1					1							1		
	Empty containers		205					205							205			
	Fish, crustaceans, molluscs, aquatic invertebrates				1			1							1			
	Solomon Islands	Honiara - Guadalcanal Is	Iron or steel articles							1					1			
			Livestock feedstuffs	6				6							6			
			Mixed commodities									2			2			
South Africa	Kenya	Mombasa	Refined non-ferrous metals						9				9	9				
	South Africa	Durban	Inorganic chemicals nes	20				20						20				
			Refined non-ferrous metals						12					12				

Region	Country (Origin/Destination)	Port (Origin/Destination)	Commodity	IMPORT						Import Total	EXPORT						Export Total	Grand Total
				20ft			40ft				20ft			40ft				
				Dry	Reefer	Tank	Dry	Reefer	Tank		Dry	Reefer	Tank	Dry	Reefer	Tank		
South Asia	Bangladesh	Chittagong	Refined non-ferrous metals													32	32	
	India	Chennai (Ex Madras)	Inorganic chemicals nes	2						2						2	2	
		Jawaharlal Nehru (Nhava Sheva)	Inorganic chemicals nes							2						2	2	
			Tyres				2				2						2	2
		Mundra	Iron or steel articles	2							2						2	2
			Rubber articles											2			2	2
			Tyres				4				4						4	4
		Pipavav (Victor) Port	Albuminoidal substances, starches, glues, enzymes	2							2						2	2
	Iron or steel articles		12							12						12	12	
	Iron or steel articles		16							16						16	16	
Pakistan	Karachi	Textiles and textile articles				2			2						2	2		
Sri Lanka	Colombo	Tyres	1						1						1	1		
South East Asia	Indonesia	Jakarta - Java	Glass	2						2						2	2	
			Inorganic chemicals nes	1						1						1	1	
			Potassic fertilisers	1						1						1	1	
			Refined non-ferrous metals								10						10	10
		Tyres				2				2						2	2	
		Semarang - Java	Furnitures and fittings	1						1						1	1	
		Surabaya - Tanjung Perak - Java	Electrical machinery and equipment and parts				2				2						2	2
	Glass		2							2						2	2	
	Wood articles		6							6						6	6	
	Malaysia	Pasir Gudang - Johor	Furnitures and fittings	1						1						1	1	
			Inorganic chemicals nes	2						2						2	2	
			Organic chemicals	1						1						1	1	
			Paper and paperboard	2						2						2	2	
			Refined non-ferrous metals								34						34	34
		Penang (Georgetown)	Refined non-ferrous metals							9						9	9	
		Port Kelang	Empty containers								15			126			141	141
			Furnitures and fittings	1							1						1	1
			General industrial machinery and equipment	1							1						1	1
			Heating and cooling equipments and parts	1			2				3						3	3
			Plastics in primary forms				2				2						2	2
			Refined non-ferrous metals								38						38	38
			Rubber articles	2							2						2	2
	Scrap metals												4			4	4	
	Tyres				2				2						2	2		
	Philippines	Manila	Manufactured goods nes										2			2	2	
			Mixed commodities										2			2	2	
			Potassic fertilisers	1						1						1	1	
			Vegetables								4						4	4
	Singapore	Singapore	Civil engineering & contractors' plant & equipment				2			2						2	2	
			Electrical machinery and equipment and parts				2			2						2	2	
			Empty containers										1				1	1
			Iron or steel articles	1						1						1	1	
			Livestock feedstuffs	1						1						1	1	
	Thailand	Bangkok	Crude minerals	4						4						4	4	
			Inorganic chemicals nes	2						2						2	2	
			Iron or steel articles	33			2			35						35	35	
			Lime	3						3						3	3	
			Refined non-ferrous metals								8						8	8
			Stone, sand and gravel	16						16						16	16	
		Laem Chabang	Agricultural machinery (excluding tractor) & parts											2			2	2
			Caustic soda (sodium hydroxide)	2						2						2	2	
			Heating and cooling equipments and parts	2			50			52						52	52	
			Motor vehicles; parts and accessories				2			2						2	2	
			Plastic articles				2			2						2	2	
			Refined non-ferrous metals								9						9	9
	Timor-Leste	Dili	Tyres	2			2			4						4	4	
			Motor vehicles										1			1	1	
Vietnam	Haiphong	Refined non-ferrous metals										61			61	61		
		Wood articles	1			2			3						3	3		
	Ho Chi Minh City	Furnitures and fittings				4			4						4	4		

Region	Country (Origin/Destination)	Port (Origin/Destination)	Commodity	IMPORT						Import Total	EXPORT						Export Total	Grand Total
				20ft			40ft				20ft			40ft				
				Dry	Reefer	Tank	Dry	Reefer	Tank		Dry	Reefer	Tank	Dry	Reefer	Tank		
			General industrial machinery and equipment				4			4							4	
			Mixed commodities	1						1							1	
			Paper and paperboard				4			4							4	
			Refined non-ferrous metals								31						31	
			Textiles and textile articles				4			4							4	
			Wood				2			2							2	
		Qui Nhon	Furnitures and fittings				4			4							4	
Southern Europe	Italy	Genoa	Printing and bookbinding machinery and parts				2			2							2	
West Asia	Saudi Arabia	Ad Dammam	Refined non-ferrous metals								3						3	
		Jeddah	Refined non-ferrous metals								11						11	
	United Arab Emirates	Jebel Ali	Glass	1						1							1	
			Power-generating machinery and equipment										2				2	
			Refined non-ferrous metals								100						100	
			Textiles and textile articles										2				2	
		Sharjah	Motor vehicles; parts and accessories								1		26				27	
Western Europe	Belgium	Antwerpen	Fertilisers nes	6						6							6	
			Inorganic chemicals nes	4						4							4	
			Ores and concentrates nes								20						20	
			Manufactured goods nes	1						1							1	
			Nitrogenous fertilisers	2						2							2	
	Germany	Hamburg	Mechanical handling equipment and parts	1						1							1	
	Netherlands	Rotterdam	Chemicals products nes	5						5							5	
			Metalworking machinery and parts				2			2							2	
			Organic chemicals	2			2			4							4	
			Plastics in primary forms	6						6							6	
	Portugal	Lisboa	Nitrogenous fertilisers	3						3							3	
	Spain	Algeciras	Inorganic chemicals nes	14						14							14	
Grand Total				2,239	9	10	420			2,678	1,741	5	5	418			2,169	4,847