

Welcome to Compass

A guide for parents and families



Our school uses **Compass**
as our Parent Portal

What does the Compass Parent Portal do for me?

Using Compass allows you to access up-to-date and meaningful information about our school and your child's progress. Compass includes many different features, including the ability to:

- Monitor your child's attendance, and enter an explanation for absence or lateness
- Communicate with your child's teachers, and update your family contact details
- View your child's timetable and the school calendar
- Monitor your child's learning tasks
- Download and view your child's semester reports
- Book parent-teacher conferences
- Pay and provide consent for events and school fees *(Not yet in use for our school)*

Our school will advise parents when each of these features becomes available for parent use.

Accessing Compass

Compass is a web-based system that is accessible on any modern web browser (Internet Explorer, Firefox, Chrome, Safari) or by using the Compass iOS or Android apps. Search for 'Compass School Manager' in the App Store or on Google Play.

Every parent receives a separate login to Compass which will be provided to you by our school.

To access the parent portal via your computer, go to our school website and click the Compass link on the homepage. Alternatively, you can go directly to our Compass Parent Portal using the address

<https://goodshepherd-qld.compass.education/>

To use the parent Portal on your mobile phone, you will need to obtain the **Compass School Manager** app from either the App Store or the Google Play store.



Logging in to Compass

To log in, you will require your unique parent username and password. These details will be provided to you by our school.

Upon first login, you will be required to change your password and confirm your email address and mobile phone number. These details may be used by our school for SMS, password recovery and email communication throughout the year.

If you have lost your details or forgotten your password, you can recover your details by clicking the 'Can't access your account?' link on the front page.

Please note: This booklet provides an overview of key features within Compass. Our school has not yet enabled all of these modules at this time.

The Compass home screen

The home screen provides you with relevant alerts and news, as well as quick access to your child's profile.

School Calendar

View details of upcoming events, your child's timetable and other relevant school-wide activities.

Your children

Provides you with a quick summary of available options and highlights a summary of upcoming and overdue tasks.

To access more information click on the relevant quick link or select Profile to access detailed information about your child.

The screenshot shows the 'Compass' home screen for a user named 'Mr Micky ALLAN'. The header includes navigation icons (home, calendar, edit, grid, people) and the user's name. The main content area is titled 'Welcome to the Hogwarts P-12 Portal' and provides instructions for using the portal. Below this, a section for 'Michelle ALLAN' lists several quick links: 'Profile (Attendance, Schedule, Reports)', 'Send email to Michelle's teachers', 'Add Attendance Note/Approval (Approved Absence/Late)', 'View Academic Reports', and 'Book Parent Teacher Interviews'. There are also two task notifications: '1 overdue learning task' and '1 learning task due in the next week'. On the right, a 'My News' section contains three items: 'Course Confirmation/School Payments', 'Event Consent/Payment Required', and 'Attendance: Attendance Note/Approval Required'. At the bottom right, a 'Winners!' section congratulates the Quidditch Team and includes two small images of the team.

Welcome to the Hogwarts P-12 Portal

Use the links listed for each of your children to explore the portal. Please keep your mobile phone number and email address up to date (Tools > Update My Details). The school will use this to contact you regarding attendance, events, news and more.

Michelle ALLAN

- Profile (Attendance, Schedule, Reports)
- Send email to Michelle's teachers
- Add Attendance Note/Approval (Approved Absence/Late)
- View Academic Reports
- Book Parent Teacher Interviews

Michelle Allan



- 1 overdue learning task
- 1 learning task due in the next week

Compass

My News

- Course Confirmation/School Payments**
Course confirmation and/or school payments available for completion.
[Click here to proceed](#)
- Event Consent/Payment Required**
There are 1 event(s) awaiting your consent and/or payment.
[Click here for more information](#)
- Attendance: Attendance Note/Approval Required**
Michelle was recorded as 'not present' or 'late' without explanation.
[Click here for more information](#)

Winners!
Congratulations to our Quidditch Team winning the World Cup!
4 days ago by Severus SNAPE



Main Menu

Allows you to access other Compass and school resources. The tools icon allows you to update your contact details and change your password.

Alerts

Custom notifications for items that require your action or attention. These may include excursion notifications, ordering options for school photos, absence notifications, surveys, student report availability and more.

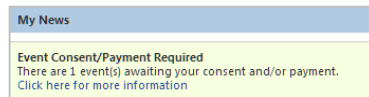
News

Recent school news items and information relevant to you. This may include newsletters, details of upcoming events and much more.

Consent and Payments (*Not yet in use for our school*)

1

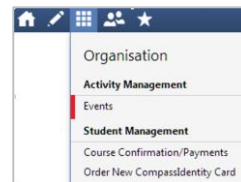
From the Compass home screen, click on the event alert under 'My News' (screenshot 1) or navigate to 'Events' under the *Organisation* menu item (screenshot 2).



Screenshot 1

2

From the Events page a list of upcoming events and excursions will be displayed. Click the red 'Process Now' button to provide consent and/or payment (depending upon what the event requires).



Screenshot 2

3

An online payment/consent form will be displayed. Complete all highlighted relevant fields and click the 'Submit Details' button.

Note: If the event has a requirement for both consent and payment, these cannot be done separately. Should you need to provide payment or consent separately, please click 'Print Form (Offline)' to complete the process manually.

Student Profile

Everything for your child, in one place.

The student profile can be accessed by clicking on your child's name from the home screen.

The student profile dashboard provides you with an overview of today's classes and activities, the ability to email your child's teachers, and a summary of Chronicle entries about your child (e.g. Purple Slips)

For more detailed information, including assessment tasks, attendance, surveys and academic reports, navigate through the tabs along the top of the profile.

The screenshot displays the 'Student Profile' dashboard for Michelle ALLAN, 01B, Year 1. The interface features a top navigation bar with icons for home, calendar, pencil, grid, and people, alongside the user name 'Mr Micky ALLAN' and a settings gear. Below the navigation bar, the student's name and year are prominently displayed. A horizontal tab bar allows switching between 'Dashboard', 'Schedule', 'Learning Tasks', 'Attendance', 'Reports', 'Analytics', 'Assets', and 'Insights'. The 'Dashboard' tab is active, showing a student profile card with a photo, details (Female, 6 years, 4 months), groups (HUFFLEPUFF, 01B, Year 1), student ID (ALL0014), and email (ALL0014@compass.edu.au). Below this is a calendar view for Wednesday, 11 May 2016, with time slots from 8am to 3pm. Two entries are visible: a 9:00 AM Purple Slip (01GEN_01B - PR04 - PR05) and a 12:00 PM Purple Slip (01GEN_01B - PR04 - PR05). To the right, the 'Student Chronicle' section shows a list of entries filtered by 'This Year'. Three entries are visible: 'Sick Bay Visit' (recorded by JDLF Admin - JDLF, dated 01/01/2008 01:00 PM, reason: headache), 'Reader of the Week' (recorded by JDLF Admin - JDLF, dated 01/01/2008 12:30 PM, overview: fantastic reading), and 'General Uniform Observation' (recorded by JDLF Admin - JDLF, dated 01/01/2008 12:30 PM, overview: wore runners not black school shoes).

Learning Tasks

Individual student view

You can view an up-to-date record of your child's homework and other learning tasks under the Learning Tasks tab in the student profile.



Student: Michelle ALLAN, 01B, Year 1

Dashboard Schedule **Learning Tasks** Attendance Reports Analytics Assets Insights

Legend: ■ Pending ● Overdue ▲ Received Late ● On Time

Group by class Academic Group: (Currently Relevant)

Class	Learning Task	Due Date	Result
01GEN_01B	Term 1 - Charlotte's Web Book Study	No due date	-
01GEN_01B	Spelling Test	No due date	-

Consolidated view

If you have multiple children at the school, you can view a consolidated list by clicking 'Learning Tasks' from the *Teaching and Learning* menu item.



Using Compass, you can view up-to-date attendance information for your child.

[illegible]

This sub-tab provides a comprehensive list of attendance explanations for your child. From this tab you can also add absence notices (both past and future).

This sub-tab provides a list of all unexplained absences from class. From this tab you can click to approve specific absences.

Student: Michelle ALLAN, 01B, Year 1

Dashboard
Schedule
Learning Tasks
Attendance
Reports
Analytics
Assets
Insights

Summary
Notes/Approvals
Unexplained
Arrival/Departure
Full Record

Daily Activities & Attendance

Currently Viewing: < 16/05/2016 > [Switch to Grid view](#)

8:00 am	9:00 am	10:00 am	11:00 am	12:00 pm	1:00 pm	2:00 pm	3:00 pm
		Yr 1 Generalist 01GEN_01B			Yr 1 Generalist 01GEN_01B		
Period 1 Late Un'd	Period 2 Late Un'd	Period 3 Late Un'd	Period 4 NP Un'd			Period 5 NP Un'd	

Annual Half-Day Summary

Calendar Year: 2016

March				April				May				June				July				August			
M	T	W	T	M	T	W	T	M	T	W	T	M	T	W	T	M	T	W	T	M	T	W	T

Attendance Summary

Start: 01/01/2016 End: 31/12/2016 Students: Active Class %: All Act'd %: All VCE %: All Schl %: All [Filter](#) [Export](#)

Subject	Class	Form	Run	In Class			Out of Class				Class %	Percentages		
				Prsnt	Late Appr	Late Un'd	Total	NP Schl	NP Parnt	NP Un'd		Total	Act'd %	VCE %
Yr 1 Generalist	01GEN_01B	01B	63	54	0	1	88	4	0	4	8	87	94	94
Events	-	01B	2	2	0	0	2	0	0	0	0	100	100	100

Provides a quick snapshot of today's classes and your child's attendance marking.

Includes a summary of attendance in each class. For full details about a specific absence, click the appropriate number in the grid. For an explanation of a heading item, hover your mouse over the heading of interest.

When students are marked 'Not Present' in class this can sit in one of three different categories. These include:

NP Schl - Not present in class and is explained by a school related activity.

NP Parnt - Not present in class and is explained by a parent approval.

NP Unap - Not present in class with no explanation entered.

Attendance: Entering a Parent Approval

1

From the Compass home screen (or from your student's profile), click the 'Add Parent Approval' item.



2

From the pop-up window,

- Select the reason,
- Enter a brief description of the absence,
- Select the start and finish time,
- Click the 'Save' button.

A screenshot of the 'Attendance Note/Approval Editor' window. The form contains the following fields:

- Note/Approval Details:**
 - Person: Michelle ALLAN
 - Reason: Parent Choice (dropdown menu)
 - Details/Comment: Faulty Broomstick
- Important Notice:**

In clicking 'Save', you understand, certify and accept that you are a listed parent/guardian for this child; and the information above is correct; and this online approval does NOT constitute a medical certificate; and students enrolled in VCE are required to submit a medical certificate to the school in addition to this approval; and any fraudulent action or intentional misuse of this feature may result in administrative, criminal and/or civil action against you (by your registered school, affiliated entities and/or the product issuer).
- Potentially Affected Sessions:**

Activity	Start	Finish
01GEN_01B (Yr 1 Gen...	17/05/2016 09:00 AM	17/05/2016 12:00 PM
01GEN_01B (Yr 1 Gen...	17/05/2016 12:00 PM	17/05/2016 03:30 PM
- Start:** 17/05/2016 08:00 AM (dropdown menu)
- Finish:** 17/05/2016 05:00 PM (dropdown menu)

At the bottom right, there are 'Save' and 'Cancel' buttons.

Note:

Where possible, parent approvals should be entered prior to the absence occurring.

Viewing Academic Reports

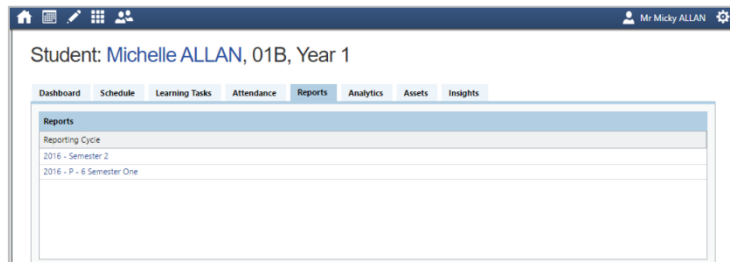
1

From the home screen, click on the 'View Academic Reports' item or navigate to the student profile and click the 'Reports' tab.



2

A list of Academic Reports will be displayed. Click the Report title to download the PDF on to any device.



Parent-Teacher Conferences

Using Compass you can book your parent-teacher conferences online.

1

On the home screen, beside the student you wish to make bookings for, click 'Book Parent Teacher Interviews'.



Michelle ALLAN

- Profile (Attendance, Schedule, Reports)
- Send email to Michelle's teachers
- + Add Attendance Note/Approval (Approved Absence/Late)
- View Academic Reports
- Book Parent Teacher Interviews

2

A list of parent-teacher interview cycles will be displayed along with their booking status. Click on the relevant cycle.

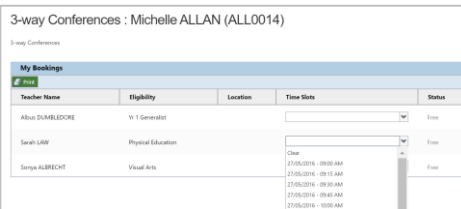
Conference Bookings

Please select the event to manage your bookings.

Available events		
Event	Student	Status
Getting to know you interviews	Michelle ALLAN	Read Only
3-way Conferences	Michelle ALLAN	Open for booking

3

Your booking sheet will be displayed and will show all available booking times. Click on a time in the grid to display teachers available for booking at the selected time.



3-way Conferences : Michelle ALLAN (ALL0014)

3-way Conferences

My Bookings

Teacher Name	Eligibility	Location	Time Slots	Status
Albus DUMBLEDORE	W 1 Generalist			Free
Sarah LAW	Physical Education			Free
Sonya ALBRECHT	Visual Arts		Clear	Free
			27/05/2016 - 09:00 AM	
			27/05/2016 - 09:15 AM	
			27/05/2016 - 09:30 AM	
			27/05/2016 - 09:45 AM	
			27/05/2016 - 10:00 AM	


Note: You can view a teacher's availability by clicking on the teacher's name at the bottom of the booking page.

Privacy and Security

When you use Compass you will notice a padlock appears in your browser. This is because Compass uses a technology called SSL (Secure Sockets Layer). This means that your Compass session is encrypted and secure. Further, Compass adheres to PCI DSS compliance obligations to ensure any credit card details are managed safely, consistent with industry credit card regulations.

Please note: Any payments made online using Compass will appear on your credit card statement as COMPASSPAY.COM

We are committed to the privacy of your information. Full information on the Compass Privacy Policy can be found at <http://www.compass.edu.au/corporate/privacy>



Cross Platform Access

Any browser, any time.



Compass is completely web-based and works on all modern browsers. Additionally, we have native apps for iPhone, iPad and Android devices.



Compass Parent Introductory Booklet

Compass School Manager, Compass Education, Compass Photos and the associated logos are registered trademarks used under licence.
This document is copyright with intellectual property owned or licenced by Compass Education Pty Ltd or in the case of some materials, by third parties.